

THIS DRAWING IS UNPUBLISHED. RELEASED FOR PUBLICATION
 © COPYRIGHT - By - ALL RIGHTS RESERVED.

LOC		DIST		REVISIONS			
P	LTR	DESCRIPTION		DATE	DWN	APVD	
H2		REVISED PER ECO-11-004587		11MAR11	RK	HMR	

LOC	DIST	DESCRIPTION	DATE	DWN	APVD	DIM B	DIM A	NO. OF POS.	PART NO.	
-	-	-	-	-	-	180.7	188.2	18	1-1546306-8	
-	-	-	-	-	-	171.2	178.7	17	1-1546306-7	
-	-	-	-	-	-	161.7	169.2	16	1-1546306-6	
△△△△	-	-	-	-	-	152.2	159.7	15	6-1546306-2	
-	-	-	-	-	-	152.2	159.7	15	1-1546306-5	
-	-	-	-	-	-	142.7	150.2	14	1-1546306-4	
-	-	-	-	-	-	133.2	140.7	13	1-1546306-3	
△△	-	-	-	-	-	123.7	131.2	12	4-1546306-0	
△△	-	-	-	-	-	123.7	131.2	12	3-1546306-3	
-	-	-	-	-	-	123.7	131.2	12	1-1546306-2	
△	-	-	11	-	-	114.2	121.7	11	5-1546306-2	
△△	-	-	-	2	-	114.2	121.7	11	3-1546306-4	
△	-	-	-	-	-	114.2	121.7	11	3-1546306-1	
-	-	-	-	-	-	114.2	121.7	11	1-1546306-1	
△	-	-	-	-	-	104.7	112.2	10	6-1546306-0	
△△	-	-	-	-	-	104.7	112.2	10	5-1546306-8	
-	-	-	-	-	-	104.7	112.2	10	1-1546306-0	
△△△	4	9	-	-	-	95.2	102.7	9	6-1546306-3	
△△	-	-	-	-	-	95.2	102.7	9	5-1546306-6	
-	-	-	-	-	-	95.2	102.7	9	1546306-9	
-	-	-	-	-	-	85.7	93.2	8	5-1546306-9	
△△	-	-	-	-	-	85.7	93.2	8	3-1546306-9	
-	-	-	-	-	-	85.7	93.2	8	1546306-8	
△△	-	-	-	-	-	76.2	83.7	7	5-1546306-5	
△	-	-	1	-	7	76.2	83.7	7	5-1546306-0	
-	-	-	-	-	-	76.2	83.7	7	4-1546306-5	
△	-	-	-	-	-	76.2	83.7	7	3-1546306-7	
-	-	-	-	-	-	76.2	83.7	7	1546306-7	
△△	-	-	-	-	-	66.7	74.2	6	5-1546306-4	
△△	-	-	-	-	1	6	66.7	74.2	6	4-1546306-9
-	-	-	-	6	-	-	66.7	74.2	6	4-1546306-8
-	-	-	-	-	-	-	66.7	74.2	6	4-1546306-4
△	-	-	-	-	-	6	66.7	74.2	6	3-1546306-6
-	-	-	-	-	-	-	66.7	74.2	6	1546306-6
△	-	-	-	-	-	5	57.2	64.7	5	5-1546306-7
△	5	5	-	-	-	-	57.2	64.7	5	5-1546306-3
△△	SCREW ON ONE SIDE	-	-	-	-	-	57.2	64.7	5	4-1546306-7
-	-	-	-	-	-	-	57.2	64.7	5	4-1546306-3
△	-	-	-	-	-	5	57.2	64.7	5	3-1546306-5
-	-	-	-	-	-	-	57.2	64.7	5	1546306-5
-	-	-	-	-	-	-	47.7	55.2	4	4-1546306-2
△△	-	-	-	-	-	-	47.7	55.2	4	3-1546306-8
-	-	-	-	-	-	-	47.7	55.2	4	1546306-4
-	3	3	-	-	-	-	38.2	45.7	3	6-1546306-1
-	-	-	-	-	-	-	38.2	45.7	3	5-1546306-1
-	-	-	-	-	-	-	38.2	45.7	3	1546306-3
△	-	-	-	-	2	2	28.7	36.2	2	4-1546306-6
-	-	-	-	2	2	2	28.7	36.2	2	4-1546306-1
-	-	-	-	-	-	-	28.7	36.2	2	1546306-2

NOTES (13) QC TAB .187 SS FLAT (12) QC TAB .187 SS FLAT (11) QC TAB .187 SS 90° (10) JUMPER (9) QC TAB DBL SIDE 90° .250 (8) QC TAB DBL SIDE 45° .250 (7) QC TAB DBL SIDE FLAT .250 (6) QC TAB DBL SIDE 90° .187 (5) QC TAB DBL SIDE 45° .187 (4) QC TAB DBL SIDE FLAT .187 (3) QC TAB SGL SIDE 90° .250 (2) QC TAB SGL SIDE 45° .250 (1) QC TAB SGL SIDE FLAT .250

THIS DRAWING IS A CONTROLLED DOCUMENT.

DWN: S SCHLEGEL 20AUG2002
 CHK: C RICHARD 8/20/02
 APVD: C RICHARD 8/20/02

TE Connectivity

9.50MM (.374) DBL ROW BARRIER STRIP W/O WASHER

SIZE: A2 CAGE CODE: 00779 DRAWING NO: C=1546306 RESTRICTED TO: -

SCALE: NTS SHEET: 1 OF 3 REV: H2

CUSTOMER DRAWING

THIS DRAWING IS UNPUBLISHED. RELEASED FOR PUBLICATION
 © COPYRIGHT - By - ALL RIGHTS RESERVED.

LOC		DIST		REVISIONS			
P	LTR	DESCRIPTION	DATE	DWN	APVD		
-	-	SEE SHEET 1	-	-	-		

PHYSICAL PROPERTIES:
 HOUSING MATERIAL: THERMOPLASTIC, PC
 FLAMMABILITY: UL94V-0 COLOR: BLACK
 MAX BOW/WARP: .0056 IN/IN.

TERMINAL:
 TERMINALS: BRASS, TIN PLATED
 SCREWS: 6-32, STEEL, NICKEL PLATED

MECHANICAL:
 PITCH (TERMINAL SPACING): 9.50mm(.374")
 WIRE RANGE: 12-22 AWG
 RECOMMENDED TIGHTENING TORQUE: 12IN-LBS MAX.

ELECTRICAL PROPERTIES:
 MAXIMUM CURRENT: 20A
 OPERATING VOLTAGE: 300V

ENVIRONMENTAL PROPERTIES:
 OPERATING TEMP RANGE: -40°C TO +120°C.

- 1 SEE FIGURE.
- 2 MARKED WITH WHITE INK.
- 3 PRELIMINARY PART NUMBER.
- 4 SCREWS AND TERMINALS ARE NICKEL PLATED BRASS.
- 5 STAINLESS STEEL SCREWS.
- 6 SCREWS ARE NICKEL PLATED BRASS.
- 7 WIRE CLAMP SCREWS TO BE USED ONLY ON SIDE OPPOSITE QC TABS.
- 8 TE CONNECTIVITY LOGO LOCATED APPROXIMATE AREA SHOWN.

-- SELECT LOAD CHART --

-	-	4-5,5-6	-	-	-	-	ALL	-	-	-	-	11	3-1546306-4												
-	-	-	-	-	-	-	ALL	1-3	-	-	-	10	6-1546306-0												
-	-	1,2	-	-	-	ALL	-	-	-	-	-	7	5-1546306-0												
-	-	-	-	-	1	ALL	-	-	-	-	-	6	4-1546306-9												
12	QC TAB .187 SS FLAT	11	QC TAB .187 SS 90°	10	JUMPER	9	QC TAB DBL SIDE 90° .250	8	QC TAB DBL SIDE 45° .250	7	QC TAB DBL SIDE FLAT .250	6	QC TAB DBL SIDE 90° .187	5	QC TAB DBL SIDE 45° .187	4	QC TAB DBL SIDE FLAT .187	3	QC TAB SGL SIDE 90° .250	2	QC TAB SGL SIDE 45° .250	1	QC TAB SGL SIDE FLAT .250	NO. OF POS.	PART NUMBER
POSITIONS LOADED																									

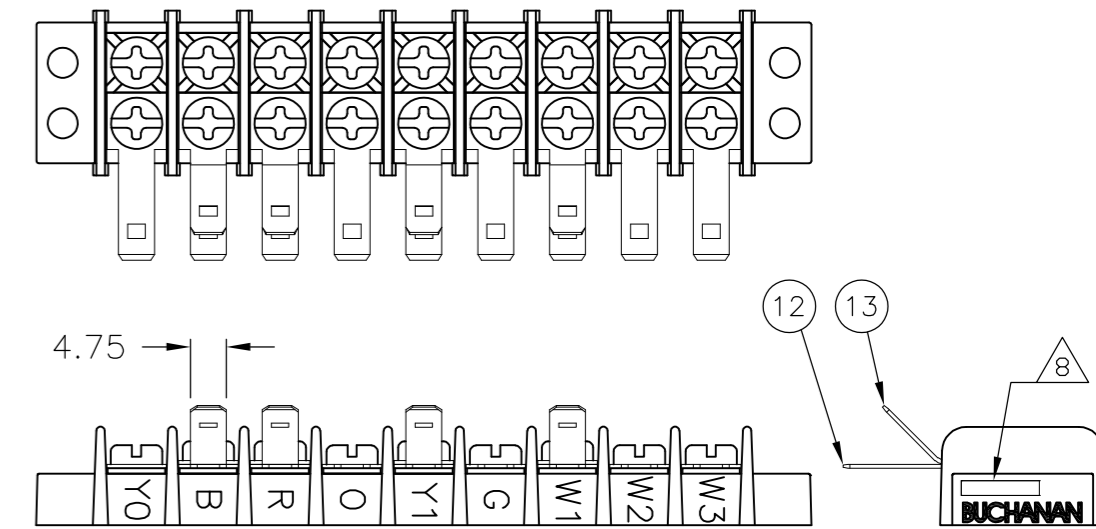
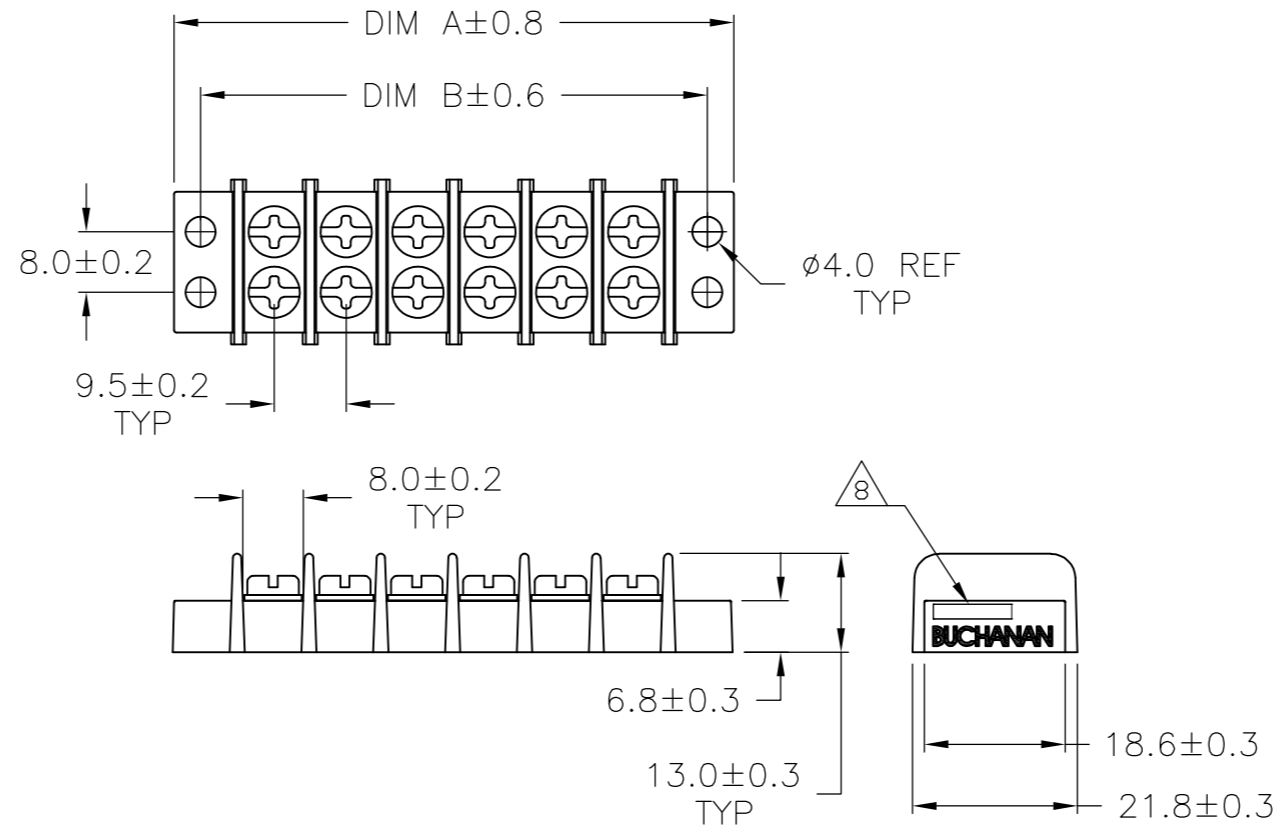
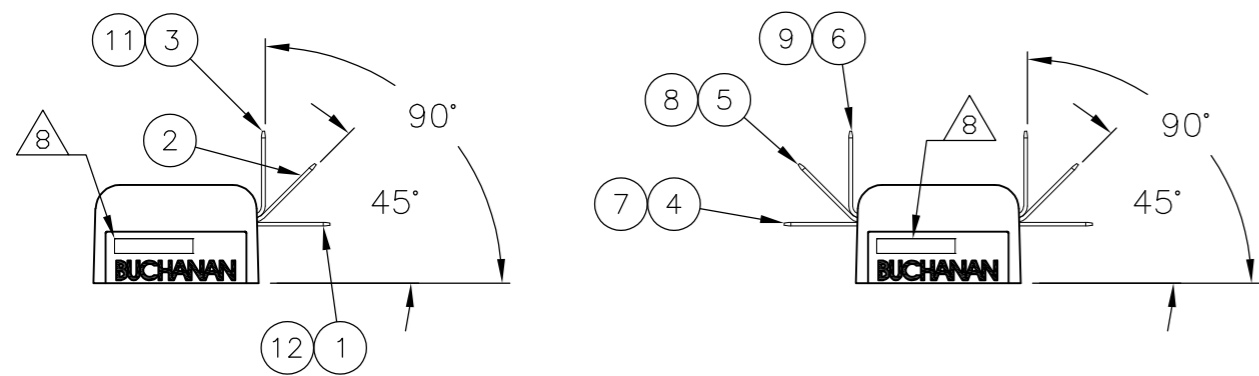
-	-	-	-	-	-	-	-	-	-	-	-	-	-	-	-	-	-	-	-	-	-	-	-	-	294.7	302.2	30	3-1546306-0		
-	-	-	-	-	-	-	-	-	-	-	-	-	-	-	-	-	-	-	-	-	-	-	-	-	-	285.2	292.7	29	2-1546306-9	
-	-	-	-	-	-	-	-	-	-	-	-	-	-	-	-	-	-	-	-	-	-	-	-	-	-	275.7	283.2	28	2-1546306-8	
-	-	-	-	-	-	-	-	-	-	-	-	-	-	-	-	-	-	-	-	-	-	-	-	-	-	266.2	273.7	27	2-1546306-7	
-	-	-	-	-	-	-	-	-	-	-	-	-	-	-	-	-	-	-	-	-	-	-	-	-	-	256.7	264.2	26	2-1546306-6	
-	-	-	-	-	-	-	-	-	-	-	-	-	-	-	-	-	-	-	-	-	-	-	-	-	-	247.2	254.7	25	2-1546306-5	
-	-	-	-	-	-	-	-	-	-	-	-	-	-	-	-	-	-	-	-	-	-	-	-	-	-	237.7	245.2	24	2-1546306-4	
-	-	-	-	-	-	-	-	-	-	-	-	-	-	-	-	-	-	-	-	-	-	-	-	-	-	228.2	235.7	23	2-1546306-3	
-	-	-	-	-	-	-	-	-	-	-	-	-	-	-	-	-	-	-	-	-	-	-	-	-	-	218.7	226.2	22	2-1546306-2	
-	-	-	-	-	-	-	-	-	-	-	-	-	-	-	-	-	-	-	-	-	-	-	-	-	-	209.2	216.7	21	2-1546306-1	
1	2	3	4	5	6	7	8	9	10	11	12	13	14	15	16	17	18	19	20	21	22	23	24	25	26	27	28	29	30	3-1546306-2
-	-	-	-	-	-	-	-	-	-	-	-	-	-	-	-	-	-	-	-	-	-	-	-	-	-	-	199.7	207.2	20	2-1546306-0
-	-	-	-	-	-	-	-	-	-	-	-	-	-	-	-	-	-	-	-	-	-	-	-	-	-	-	199.7	207.2	20	2-1546306-0
-	-	-	-	-	-	-	-	-	-	-	-	-	-	-	-	-	-	-	-	-	-	-	-	-	-	-	190.2	197.7	19	1-1546306-9
NOTES	13	QC TAB .187 SS FLAT	12	QC TAB .187 SS FLAT	11	QC TAB .187 SS 90°	10	JUMPER	9	QC TAB DBL SIDE 90° .250	8	QC TAB DBL SIDE 45° .250	7	QC TAB DBL SIDE FLAT .250	6	QC TAB DBL SIDE 90° .187	5	QC TAB DBL SIDE 45° .187	4	QC TAB DBL SIDE FLAT .187	3	QC TAB SGL SIDE 90° .250	2	QC TAB SGL SIDE 45° .250	1	QC TAB SGL SIDE FLAT .250	DIM B	DIM A	NO. OF POS.	PART NO.

1 2 SPL MARKING


THIS DRAWING IS A CONTROLLED DOCUMENT.		DWN	20AUG2002	TE Connectivity	
DIMENSIONS: MM		CHK	8/20/02		
TOLERANCES UNLESS OTHERWISE SPECIFIED:		C RICHARD		9.50MM (.374) DBL ROW BARRIER STRIP W/O WASHER	
0 PLC ± -		APVD			
1 PLC ± 0.3		8/20/02		SIZE CAGE CODE DRAWING NO RESTRICTED TO A2 00779 C=1546306	
2 PLC ± 0.25		PRODUCT SPEC			
3 PLC ± -		APPLICATION SPEC		SCALE SHEET REV NTS 2 of 3 H2	
4 PLC ± -		WEIGHT			
ANGLES ± 2°		CUSTOMER DRAWING			
MATERIAL FINISH					

THIS DRAWING IS UNPUBLISHED. RELEASED FOR PUBLICATION
 © COPYRIGHT - By - ALL RIGHTS RESERVED.

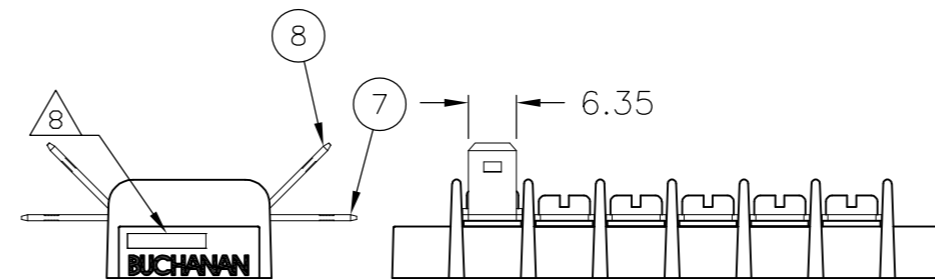
LOC		DIST		REVISIONS			
P	LTR	DESCRIPTION	DATE	DWN	APVD		
-	-	SEE SHEET 1	-	-	-		




6-1546306-3



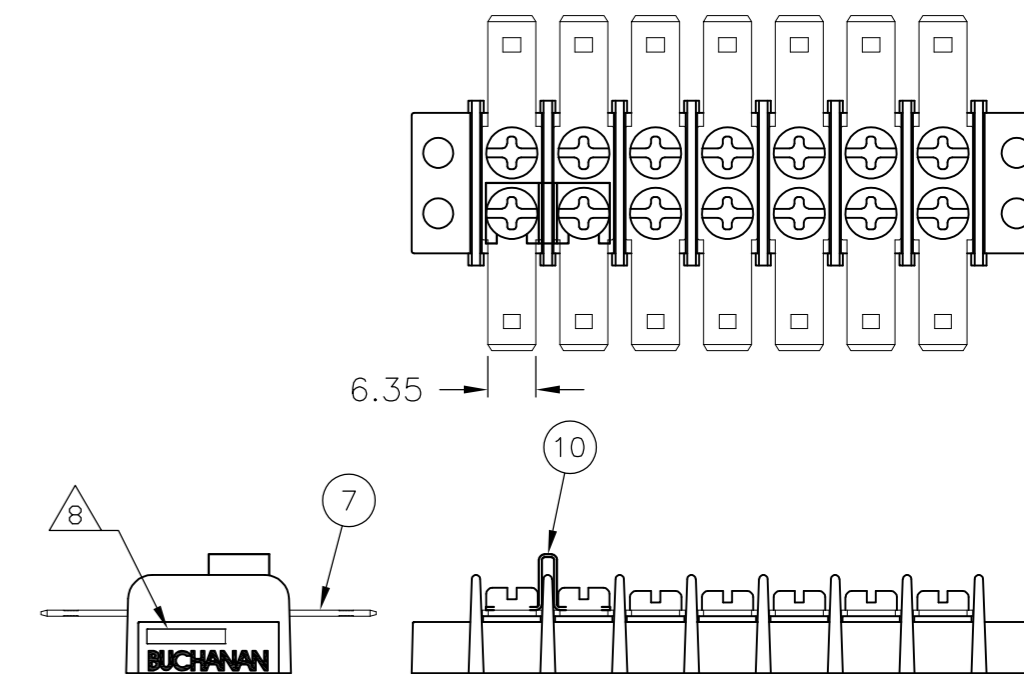
3-1546306-2



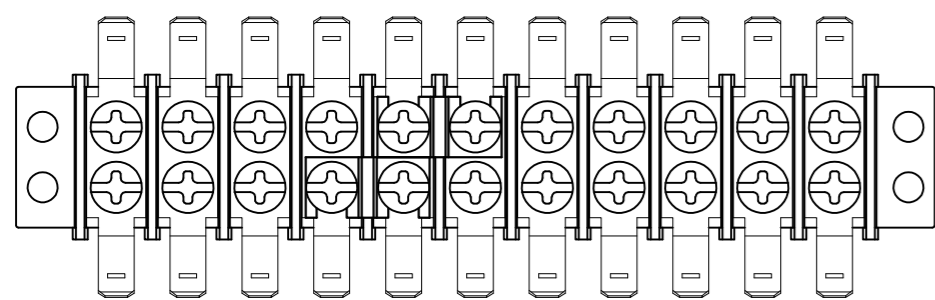
4-1546306-9



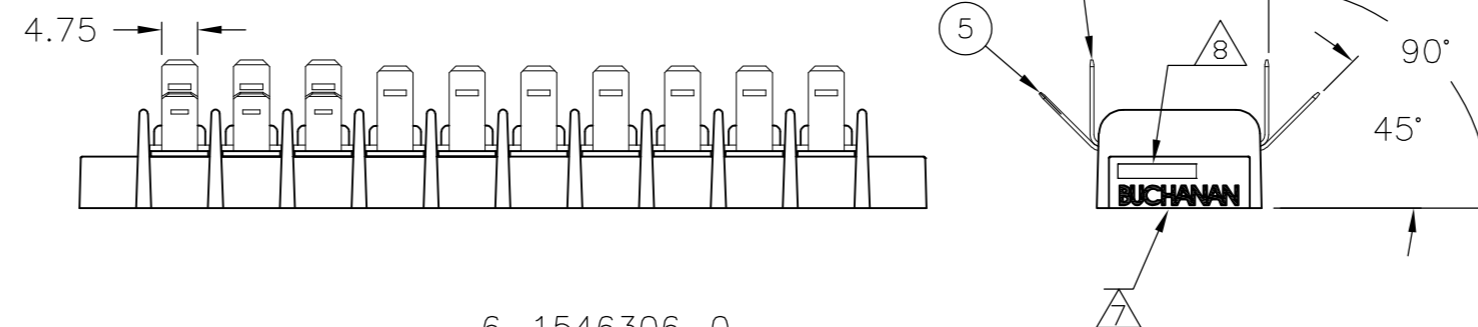
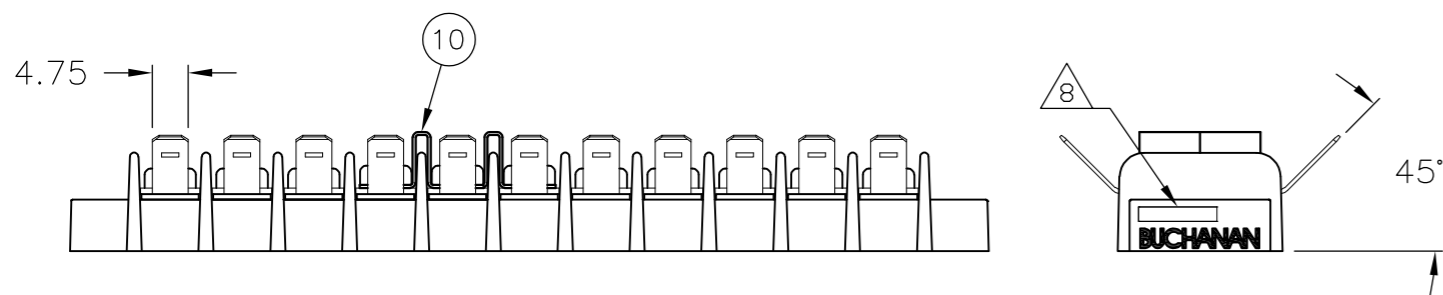
6-1546306-2



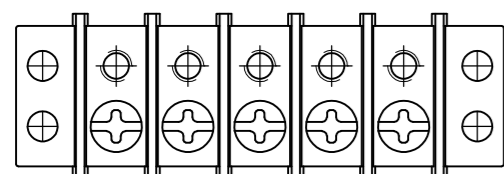
5-1546306-0



3-1546306-4



6-1546306-0



4-1546306-7

THIS DRAWING IS A CONTROLLED DOCUMENT.		DWN	20AUG2002				
		S	SCHLEGEL				
		CHK	8/20/02		NAME 9.50MM (.374) DBL ROW BARRIER STRIP W/O WASHER		
		C	RICHARD				
		APVD	8/20/02		SIZE A2		
		C	RICHARD				
		PRODUCT SPEC			CAGE CODE 00779		
		APPLICATION SPEC					
		WEIGHT			DRAWING NO 1546306		
		CUSTOMER DRAWING					
		SCALE			SHEET 3 OF 3		
		NTS					
		REV			RESTRICTED TO H2		
		H2					

DIMENSIONS:	TOLERANCES UNLESS OTHERWISE SPECIFIED:
MM	0 PLC ± -
	1 PLC ± 0.3
	2 PLC ± 0.25
	3 PLC ± -
	4 PLC ± -
	ANGLES ± 2°
MATERIAL	FINISH
-	-



Компания «ЭлектроПласт» предлагает заключение долгосрочных отношений при поставках импортных электронных компонентов на взаимовыгодных условиях!

Наши преимущества:

- Оперативные поставки широкого спектра электронных компонентов отечественного и импортного производства напрямую от производителей и с крупнейших мировых складов;
- Поставка более 17-ти миллионов наименований электронных компонентов;
- Поставка сложных, дефицитных, либо снятых с производства позиций;
- Оперативные сроки поставки под заказ (от 5 рабочих дней);
- Экспресс доставка в любую точку России;
- Техническая поддержка проекта, помощь в подборе аналогов, поставка прототипов;
- Система менеджмента качества сертифицирована по Международному стандарту ISO 9001;
- Лицензия ФСБ на осуществление работ с использованием сведений, составляющих государственную тайну;
- Поставка специализированных компонентов (Xilinx, Altera, Analog Devices, Intersil, Interpoint, Microsemi, Aeroflex, Peregrine, Syfer, Eurofarad, Texas Instrument, Miteq, Cobham, E2V, MA-COM, Hittite, Mini-Circuits, General Dynamics и др.);

Помимо этого, одним из направлений компании «ЭлектроПласт» является направление «Источники питания». Мы предлагаем Вам помощь Конструкторского отдела:

- Подбор оптимального решения, техническое обоснование при выборе компонента;
- Подбор аналогов;
- Консультации по применению компонента;
- Поставка образцов и прототипов;
- Техническая поддержка проекта;
- Защита от снятия компонента с производства.



Как с нами связаться

Телефон: 8 (812) 309 58 32 (многоканальный)

Факс: 8 (812) 320-02-42

Электронная почта: org@eplast1.ru

Адрес: 198099, г. Санкт-Петербург, ул. Калинина, дом 2, корпус 4, литера А.