

LIT 4-24


Order No.: 2804678



<http://eshop.phoenixcontact.de/phoenix/treeViewClick.do?UID=2804678>


Surge protection in one-piece 6.2 mm wide DIN rail module for four floating signal wires.



Commercial data	
GTIN (EAN)	 4 046356 428293
sales group	J342
Pack	10 pcs.
Customs tariff	85363010
Catalog page information	Page 98 (TT-2009)

Product notes

WEEE/RoHS-compliant since:
06/24/2008



<http://www.download.phoenixcontact.com>
Please note that the data given here has been taken from the online catalog. For comprehensive information and data, please refer to the user documentation. The General Terms and Conditions of Use apply to Internet downloads.

Technical data	
General	
Housing material	PBT
Inflammability class acc. to UL 94	V0
Color	black

Standards for air and creepage distances	IEC 60664-1
	EN 60079-11
Total surge current (8/20) μ s	20 kA
Total surge current (10/350) μ s	2 kA
Ambient temperature (operation)	-40 °C ... 80 °C
Ambient temperature (storage/transport)	-40 °C ... 80 °C
Mounting type	DIN rail: 35 mm
Design	Rail-mountable module, one-piece
Degree of protection	IP20
Direction of action	Line-Line & Line-Earth Ground
Width	6.20 mm
Height	102.50 mm
Length	93.00 mm

Protective circuit

IEC category	C1
	C2
	C3
	D1
Nominal voltage U_N	24 V DC
Maximum continuous operating voltage U_C	25 V AC
	36 V DC
Nominal current I_N	500 mA (40°C)
Operating effective current I_C at U_C	$\leq 2 \mu$ A (per path)
Ground conductor current I_{PE}	$\leq 4 \mu$ A
Nominal discharge surge current I_n (8/20) μ s (Core-Core)	250 A
Nominal discharge surge current I_n (8/20) μ s (Core-Earth)	5 kA
	20 kA (Total)
Total surge current (8/20) μ s	20 kA
Max. discharge surge current I_{max} (8/20) μ s maximum (Core-Core)	250 A
Max. discharge surge current I_{max} (8/20) μ s maximum (Core-Earth)	10 kA
	20 kA (Total)
Nominal pulse current I_{an} (10/1000) μ s (Core-Core)	50 A

Nominal pulse current I_{an} (10/1000) μ s (Core-Earth)	50 A
	200 A (Total)
Lightning test current (10/350) μ s, peak value I_{imp}	500 A
Output voltage limitation at 1 kV/ μ s (Core-Core) spike	≤ 60 V
Output voltage limitation at 1 kV/ μ s (Core-Earth) spike	≤ 650 V
Residual voltage at I_n , (conductor-conductor)	≤ 60 V
Residual voltage with I_{an} (10/1000) μ s (conductor-conductor)	≤ 60 V
Protection level U_p (Core-Core)	≤ 60 V (C1 - 500 V / 250 A)
	≤ 60 V (C3 - 10 A)
Protection level U_p (Core-Earth)	≤ 650 V (C1 - 500 V / 250 A)
	≤ 650 V (C2 - 10 kV / 5 kA)
	≤ 700 V (D1 - 500 A)
Response time t_A (Core-Core)	≤ 1 ns
Response time t_A (Core-Earth)	≤ 100 ns
Input attenuation a_E , sym.	Typ. 0.1 dB (1 MHz / 50 Ω)
	Typ. 0.1 dB (450 kHz / 150 Ω)
Cut-off frequency f_g (3 dB), asym. (GND) in 50 Ohm system	Typ. 7.5 MHz
Cut-off frequency f_g (3 dB), asym. (GND) in 100 Ohm system	Typ. 2.5 MHz
Capacity	≤ 1.3 nF (per path)
Resistance in series	0 Ω
Max. required back-up fuse	500 mA
Surge carrying capacity in acc. with IEC 61643-21 (Core-Core)	C1 (500 V / 250 A)
	C3 (25 A)
Surge carrying capacity in acc. with IEC 61643-21 (Core-Earth)	C2 (10 kV/5 kA)
	C3 (25 A)
	D1 (500 A)
Alternating current carrying capacity in acc. with IEC 61643-21 (Core-Earth)	5 A - 1 s
Connection data	
Connection method	Screw connection

Connection type IN	Screw terminal blocks
Connection type OUT	Screw terminal blocks
Screw thread	M3
Conductor cross section stranded min.	0.2 mm ²
Conductor cross section stranded max.	2.5 mm ²
Conductor cross section solid min.	0.14 mm ²
Conductor cross section solid max.	2.5 mm ²
Conductor cross section AWG/kcmil min.	26
Conductor cross section AWG/kcmil max	12

Connection, equipotential bonding

Connection method	DIN rail NS35
-------------------	---------------

Connection, protective circuit

Standards/regulations	IEC 61643-21
	DIN EN 61643-21

Certificates / Approvals

Certification	UL Listed
Certification Ex:	IECEX, KEMA-EX

Accessories

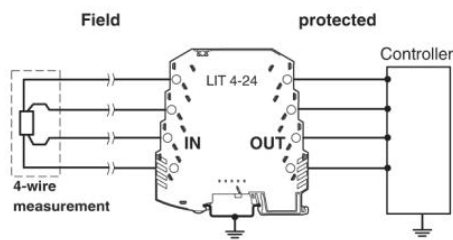
Item	Designation	Description
General		
1857919	IMC 1,5/ 5-ST-3,81	Plug component, Nominal current: 8 A, Rated voltage (III/2): 160 V, Number of positions: 5, Pitch: 3.81 mm, Connection method: Screw connection, Color: green
2969401	ME 6,2 TBUS-2 1,5/5-ST-3,81KMGY	DIN rail bus connector for potential bridging of devices arranged next to one another across all modules.

Marking

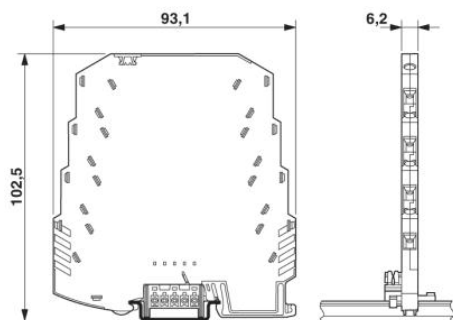
0818085	UC-TM 6	UniCard materials for labeling terminal blocks with a marker groove,80-section, can be labeled with BLUEMARK X1 and CMS-P1-PLOTTER, color: white
0818344	UC-TM 6 BU	UniCard materials for labeling terminal blocks with a marker groove,80-section, can be labeled with BLUEMARK X1 and CMS-P1-PLOTTER, color: blue
0818360	UC-TM 6 GN	UniCard materials for labeling terminal blocks with a marker groove,80-section, can be labeled with BLUEMARK X1 and CMS-P1-PLOTTER, color: green
0818328	UC-TM 6 OG	UniCard materials for labeling terminal blocks with a marker groove,80-section, can be labeled with BLUEMARK X1 and CMS-P1-PLOTTER, color: orange
0818357	UC-TM 6 RD	UniCard materials for labeling terminal blocks with a marker groove,80-section, can be labeled with BLUEMARK X1 and CMS-P1-PLOTTER, color: red
0818331	UC-TM 6 YE	UniCard materials for labeling terminal blocks with a marker groove,80-section, can be labeled with BLUEMARK X1 and CMS-P1-PLOTTER, color: yellow

Diagrams/Drawings

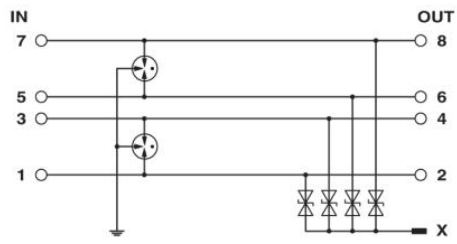
Application drawing



Dimensioned drawing



Circuit diagram



Address

PHOENIX CONTACT Inc., USA
586 Fulling Mill Road
Middletown, PA 17057, USA
Phone (800) 888-7388
Fax (717) 944-1625
<http://www.phoenixcon.com>



© 2011 Phoenix Contact
Technical modifications reserved;



Компания «ЭлектроПласт» предлагает заключение долгосрочных отношений при поставках импортных электронных компонентов на взаимовыгодных условиях!

Наши преимущества:

- Оперативные поставки широкого спектра электронных компонентов отечественного и импортного производства напрямую от производителей и с крупнейших мировых складов;
- Поставка более 17-ти миллионов наименований электронных компонентов;
- Поставка сложных, дефицитных, либо снятых с производства позиций;
- Оперативные сроки поставки под заказ (от 5 рабочих дней);
- Экспресс доставка в любую точку России;
- Техническая поддержка проекта, помощь в подборе аналогов, поставка прототипов;
- Система менеджмента качества сертифицирована по Международному стандарту ISO 9001;
- Лицензия ФСБ на осуществление работ с использованием сведений, составляющих государственную тайну;
- Поставка специализированных компонентов (Xilinx, Altera, Analog Devices, Intersil, Interpoint, Microsemi, Aeroflex, Peregrine, Syfer, Eurofarad, Texas Instrument, Miteq, Cobham, E2V, MA-COM, Hittite, Mini-Circuits, General Dynamics и др.);

Помимо этого, одним из направлений компании «ЭлектроПласт» является направление «Источники питания». Мы предлагаем Вам помощь Конструкторского отдела:

- Подбор оптимального решения, техническое обоснование при выборе компонента;
- Подбор аналогов;
- Консультации по применению компонента;
- Поставка образцов и прототипов;
- Техническая поддержка проекта;
- Защита от снятия компонента с производства.



Как с нами связаться

Телефон: 8 (812) 309 58 32 (многоканальный)

Факс: 8 (812) 320-02-42

Электронная почта: org@eplast1.ru

Адрес: 198099, г. Санкт-Петербург, ул. Калинина, дом 2, корпус 4, литера А.