

NetKey® Category 6 Punchdown Jack Modules

PANDUIT®

DATA SHEET

specifications

Category 6/Class E, 8-position keystone jack module terminates unshielded twisted 4-pair, 22 – 26 AWG, 100 ohm cable. Punchdown tool properly terminates each conductor for optimum performance. Universal label is color-coded T568A and T568B wiring schemes.



technical information

Category 6/Class E channel and component performance:	Exceeds ANSI/TIA-568-C.2 Category 6 and ISO 11801 Class E channel requirements at swept frequencies up to 250 MHz
	Exceeds ANSI/TIA-568-C.2 and ISO 11801 Category 6 component requirements at swept frequencies up to 250 MHz
FCC and ANSI compliance:	Meets with ANSI/TIA-1096-A; contacts plated with 50 microinches of gold for superior performance
IEC compliance:	Meets IEC 60603-7 and IEC 60512-99-001
PoE compliance:	Rated for 2500 cycles with IEEE 802.3af/802.3at and proposed 802.3bt type 3 and type 4
Safety compliance:	cULus Listed; UL 1863 and CAN/CSA-C22.2 (UL File E129886)
Operating temperature:	-10°C to 65°C (14°F to 149°F)
RoHS compliance:	Compliant

key features and benefits

100% performance tested	Confidence that each jack module delivers the specified performance
110 style punchdown termination	Utilizes industry standard termination style and includes a wire retention cap
Modular	Universal keystone jack modules snap in and out of all NetKey® Faceplates, Modular Patch Panels, and Surface Mount Boxes for fast moves, adds, and changes
Individually serialized	Marked with quality control number for traceability
Convenience packaging (optional)	25 jacks packaged in one easy to open container, eliminating the time to open each individual package and reducing on-site waste; ideal for high volume installations

applications

Applications include:

- Ethernet 10BASE-T, 100BASE-T (Fast Ethernet), and 1000BASE-T (Gigabit Ethernet)
- 155 Mb/s ATM, 622 Mb/s ATM, 1.2 Gb/s ATM
- Token Ring 4/16
- Voice over internet protocol (VoIP)

NetKey® Network Components

NetKey® Category 6 Jack Modules

Module:	NK688M*
Convenience pack of 25 modules:	NK688M*-Q

NetKey® Category 6 Patch Cords

Foot lengths:	NK6PC3**Y
Meter lengths:	NK6PC1M^Y

NetKey® Modular Patch Panels

24-port, 1 RU:	NKPP24P
48-port, 2 RU:	NKPP48P

Termination and Cable Prep Tools

Punchdown tool:	PDT110‡
Punchdown base:	NKSPB
JackRapid+	
Termination Tool:	JR-PAN-2‡‡
Cable snipping tool:	CWST
Cable stripping tool:	CJAST

*To designate a color, add suffix IW (Off White), EI (Electric Ivory), IG (Int'l Gray), WH (White), BL (Black), OR (Orange), RD (Red), BU (Blue), GR (Green) or YL (Yellow).

**For standard lengths other than 3 feet (5, 7, 10, 14 or 20) change the length designation in part number to the desired length. For standard cable colors other than Off White, add suffix BU (Blue), GR (Green), RD (red) or YL (Yellow) before the Y at the end of the part number. For example, the part number for a blue 5 foot patch cord is NK6PC5BUY.

^For standard lengths other than 1 meter (2, 3, 4 or 5) change the length designation in part number to the desired length. For standard cable colors other than Off White, add suffix BU (Blue), GR (Green), RD (Red) or YL (Yellow) before the Y at the end of the part number. For example, the part number for a blue 5 meter patch cord is NK6PC5MBUY.

‡Terminates the NetKey® Keystone Punchdown Jack Module and NetKey® Patch Panel.

‡‡Terminates the NetKey® Keystone Punchdown Jack Module. Fluke JackRapid Termination Tool available through distribution. To locate the local office, visit www.flukenetworks.com/contact.

+JackRapid is a trademark of Fluke Networks.

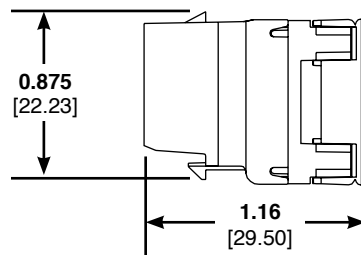
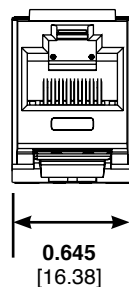
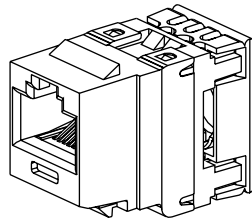
NetKey® Category 6 Punchdown Jack Modules

Test Results

Mechanical Test	Test Method	Measurement	Typical Test Results
Normal	–	Load (grams)	> 100
Vibration	IEC 512-6d	Circuit Resistance (mOhms)	< 40
Shock	IEC 512-6c	Contact Disturbance (microsecond)	< 5
Durability	IEC 512-6a	Circuit Resistance (mOhms)	< 20
Mating/Un-mating	IEC 512-6b	Mating Force (N)	< 20
		Un-mating Force (N)	< 20
Termination Cycles	IEC 352	Number of Cycles	> 20
Mating Cycles	IEC 60603-7	Number of Plug Insertions	> 2500

Electrical Test	Test Method	Measurement	Typical Test Results
Low Level Circuit Resistance	IEC 512-2a	Resistance (mOhms)	< 20
Dielectric Withstand Voltage	IEC 512-4a	1000 V, 1 minute	Passed
Insulation Resistance	IEC 512-3a	Resistance (mOhms)	> 500

Mechanical Test	Test Method	Measurement	Typical Test Results
Temperature Life	IEC 512-9b	Circuit Resistance (mOhms)	< 40
Humidity	IEC 512-11c	Circuit Resistance (mOhms)	< 40
Thermal Shock	IEC 512-11d	Circuit Resistance (mOhms)	< 40
Climatic Sequence	IEC 512-11a	Circuit Resistance (mOhms)	< 40
Flowing Mixed Gas Corrosion	IEC 512-11g	Circuit Resistance (mOhms)	< 40



Dimensions are in inches [Dimensions in brackets are metric]

WORLDWIDE SUBSIDIARIES AND SALES OFFICES

PANDUIT CANADA
Markham, Ontario
cs-cdn@panduit.com
Phone: 800.777.3300

PANDUIT EUROPE LTD.
London, UK
cs-emea@panduit.com
Phone: 44.20.8601.7200

PANDUIT SINGAPORE PTE. LTD.
Republic of Singapore
cs-ap@panduit.com
Phone: 65.6305.7575

PANDUIT JAPAN
Tokyo, Japan
cs-japan@panduit.com
Phone: 81.3.6863.6000

PANDUIT LATIN AMERICA
Guadalajara, Mexico
cs-la@panduit.com
Phone: 52.33.3777.6000

PANDUIT AUSTRALIA PTY. LTD.
Victoria, Australia
cs-aus@panduit.com
Phone: 61.3.9794.9020

For a copy of Panduit product warranties, log on to www.panduit.com/warranty

For more information

Visit us at www.panduit.com

Contact Customer Service by email: cs@panduit.com
or by phone: 800.777.3300

©2016 Panduit Corp.
ALL RIGHTS RESERVED.
NKDS28--WW-ENG
2016-09-26



Компания «ЭлектроПласт» предлагает заключение долгосрочных отношений при поставках импортных электронных компонентов на взаимовыгодных условиях!

Наши преимущества:

- Оперативные поставки широкого спектра электронных компонентов отечественного и импортного производства напрямую от производителей и с крупнейших мировых складов;
- Поставка более 17-ти миллионов наименований электронных компонентов;
- Поставка сложных, дефицитных, либо снятых с производства позиций;
- Оперативные сроки поставки под заказ (от 5 рабочих дней);
- Экспресс доставка в любую точку России;
- Техническая поддержка проекта, помощь в подборе аналогов, поставка прототипов;
- Система менеджмента качества сертифицирована по Международному стандарту ISO 9001;
- Лицензия ФСБ на осуществление работ с использованием сведений, составляющих государственную тайну;
- Поставка специализированных компонентов (Xilinx, Altera, Analog Devices, Intersil, Interpoint, Microsemi, Aeroflex, Peregrine, Syfer, Eurofarad, Texas Instrument, Miteq, Cobham, E2V, MA-COM, Hittite, Mini-Circuits, General Dynamics и др.);

Помимо этого, одним из направлений компании «ЭлектроПласт» является направление «Источники питания». Мы предлагаем Вам помощь Конструкторского отдела:

- Подбор оптимального решения, техническое обоснование при выборе компонента;
- Подбор аналогов;
- Консультации по применению компонента;
- Поставка образцов и прототипов;
- Техническая поддержка проекта;
- Защита от снятия компонента с производства.



Как с нами связаться

Телефон: 8 (812) 309 58 32 (многоканальный)

Факс: 8 (812) 320-02-42

Электронная почта: org@eplast1.ru

Адрес: 198099, г. Санкт-Петербург, ул. Калинина, дом 2, корпус 4, литера А.