

POWER RELAY

1 POLE—10 A (CADMIUM FREE CONTACTS TYPE)

FTR-H2 SERIES

RoHS compliant

■ FEATURES

- HIGH DENSITY MOUNTING
Saves space by 26% compared to FTR-H1 type.
- HIGH ISOLATION
Insulation Distance: Minimum 6mm between coil and contact
Dielectric Strength: 4KV
Surge Strength: 10KV
- TV-5 rating
- HEAT RESISTANCE, FLAMMABILITY
Class B (130° C) insulation, flammability 94V-0
- CADMIUM FREE CONTACT FOR ECO-PROGRAM
- SAFETY STANDARDS
UL, CSA, VDE approved, SEMKO (pending)
UL/CSA TV-5 rating approved
- RoHS compliant since date code: 0437L2
Please see page 8 for more information



■ ORDERING INFORMATION

[Example] FTR-H2 A K 012 T
 (a) (b) (c) (d) (e)

(a)	Series name	FTR-H2: FTR-H2 series (10A)
(b)	Contact arrangement	A: 1 Form A (SPST-NO)
(c)	Coil type	K: Standard (530mW) L: High sensitivity (250mW) A: Sealed (530mW)
(d)	Coil nominal voltage	005 : 5DC 012 : 12DC 048 : 48DC 006 : 6DC 018 : 18DC 009 : 9DC 024 : 24DC
(e)	Contact material	T: Silver-tin oxide (TV-5)

FTR-H2 Series

■ PART NUMBERS

Standard: 530 mW, High sensitive (250 mW), Sealed (530 mW)

Ordering Part Number	Series	Contact	Coil Power	Coil Voltage	Contact Material
FTR-H2AK005T	FTR-H2	1 form A	K: 530mW (standard)	5	Silver tin oxide (TV-5 rated)
FTR-H2AK006T				6	
FTR-H2AK009T				9	
FTR-H2AK012T				12	
FTR-H2AK018T				18	
FTR-H2AK024T				24	
FTR-H2AK048T				48	
FTR-H2AL005T			L: 250mW (High sensitivity)	5	
FTR-H2AL006T				6	
FTR-H2AL009T				9	
FTR-H2AL012T				12	
FTR-H2AL024T				24	
FTR-H2AA005T			A: 530mW (sealed)	5	
FTR-H2AA006T				6	
FTR-H2AA009T				9	
FTR-H2AA012T				12	
FTR-H2AA018T				18	
FTR-H2AA024T				24	
FTR-H2AA048T	48				

■ COIL DATA CHART

Standard Type (530mW)

Coil Voltage	Nominal Voltage (VDC)	Max. Coil Voltage* ¹	Coil Resistance (±10%)	Must Operate Voltage* ²	Must Release Voltage* ²
005	5	8.5 VDC	47 Ω	3.5 VDC	0.25 VDC
006	6	10.2 VDC	68 Ω	4.2 VDC	0.3 VDC
009	9	15.3 VDC	155 Ω	6.3 VDC	0.45 VDC
012	12	20.4 VDC	270 Ω	8.4 VDC	0.6 VDC
018	18	30.6 VDC	610 Ω	12.6 VDC	0.9 VDC
024	24	40.8 VDC	1,110Ω	16.8 VDC	1.2 VDC
048	48	81.6 VDC	4,400 Ω	33.6 VDC	2.4 VDC

FTR-H2 Series

Sensitive Type (250mW)

Coil Voltage	Nominal Voltage (VDC)	Max. Coil Voltage* ¹	Coil Resistance (±10%)	Must Operate Voltage* ²	Must Release Voltage* ²
005	5	12.5 VDC	100 Ω	4.0 VDC	0.25 VDC
006	6	15.0 VDC	145 Ω	4.8 VDC	0.30 VDC
009	9	22.5 VDC	325 Ω	7.2 VDC	0.45 VDC
012	12	30.0 VDC	575 Ω	9.6 VDC	0.60 VDC
024	24	60.0 VDC	2,310 Ω	19.2 VDC	1.20 VDC

Note: All values in the table are measured at 20°C.

*1: No contact current at 20°C

*2: Specified values are subject to pulse wave voltage

■ SPECIFICATIONS

Item		Standard		Sensitive		Sealed		
		H2 AK () T		H2 AL () T		H2 AA () T		
Contact	Arrangement		1 form A (SPST-NO)					
	Material		Silver tin oxide					
	Resistance (initial)		Maximum 100 mΩ (at 6VDC, 1A)					
	Rating (resistive)		250 VAC / 30 VDC / 10A					
	Maximum Carrying Current		10A					
	Maximum Switching Rating		2500VA / 300W					
	Maximum Switching Voltage		400VAC / 300VDC					
	Minimum Switching Load*		100 mA, 5 VDC					
Coil	Nominal Power (20°C)		530 mW	250 mW	530 mW			
	Operate Power (20°C)		260 mW	160 mW	260 mW			
	Operating Temperature		-40°C to +70°C (no frost)					
Time Value	Operate Time (at nominal voltage)		Maximum 15 ms					
	Release Time (at nominal voltage)		Maximum 5 ms					
Life	Mechanical		2 x 10 ⁶ operations minimum					
	Electrical	AC Contact rating	100 x 10 ³ operations min.			50 x 10 ³ operations min.		
		DC Contact Rating	100 x 10 ³ operations minimum			5 x 10 ³ operations minimum		
		Lamp load (TV-5)	25 x 10 ³ operations minimum					
Other	Vibration Resistance	Misoperation	10 to 55 Hz, at double amplitude of 1.5 mm					
		Endurance	10 to 55Hz, at double amplitude of 1.5 mm					
	Shock Resistance	Misoperation	200m/s ² (11±1ms)					
		Endurance	1,000m/s ² (11±1ms)					
	Weight		Approximately 12g					

* Minimum switching loads mentioned above are reference values. Please perform the confirmation test with the actual load before production since reference values may vary according to switching frequencies, environmental conditions and expected reliability levels.

FTR-H2 Series

■ INSULATION

Item	FTR-H2	Note
Resistance (initial)	Minimum 1,000 MΩ 1 min.	at 500 VDC
Dielectric Strength	open contacts	1,000 VAC (50/60 Hz) 1 min.
	coil and contacts	4,000 VAC (50/60 Hz) 1 min.
Surge Voltage (coil and contact)	10,000 V	1.2 x 50µs standard wave
Clearance/Creepage	6 mm / 6 mm	
Insulation (DIN EN61810-1 VDE0435)		
Voltage	250 V	
Pollution	2	
Isolation material group	III a	
Isolation category / Reference voltage (VDE 0110b)	B / 250 V	

■ SAFETY STANDARDS

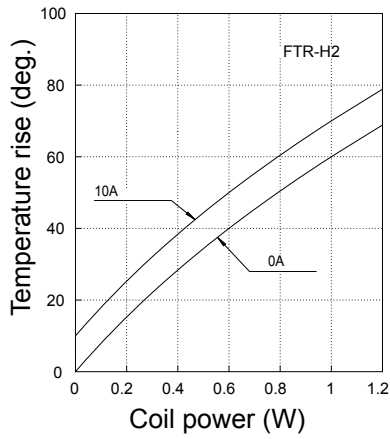
Type	Compliance	Contact rating
UL	UL 508 E63614	Flammability: UL 94-V0 (plastics) 5A, 250VAC (resistive) 15A, 125VAC (resistive)
CSA	C22.2 No. 14 LR 40304	1/6 HP, 125VAC 1/2 HP, 250VAC TV-5, 120 VAC Pilot duty: C300
VDE	0435, 0860	10A, 250 VAC (cosØ=1) 3A, 250 VAC cosØ=0.4) 10A, 30 VDC (0ms)
SEMKO	EN 61058-1: 1992 AND A1 EN 61095:1993 and A1+A11	250 VAC, 10 (3) or 5/80 40T70

Complies with CQC, NEMKO, DEMKO, FIMKO,

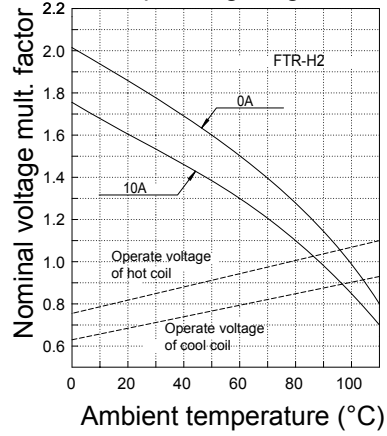
FTR-H2 Series

CHARACTERISTIC DATA

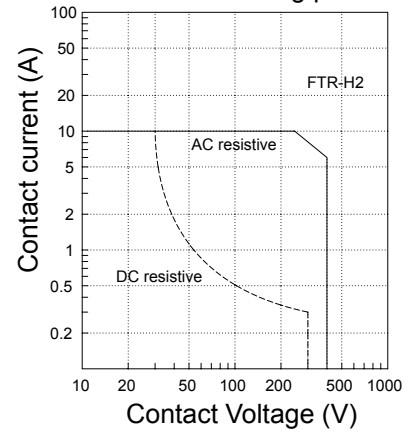
Coil temperature rise



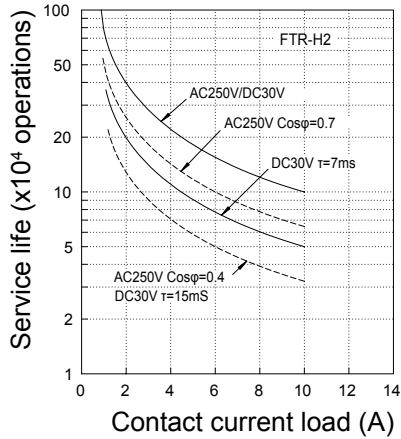
Operating range



Maximum switching power

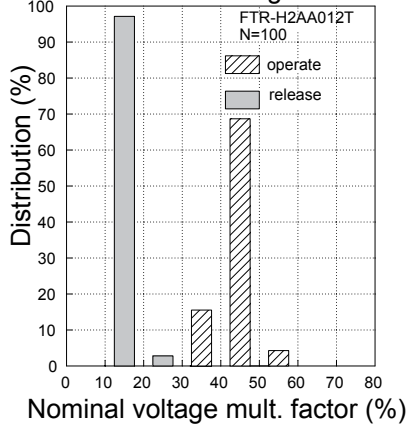


Life curve

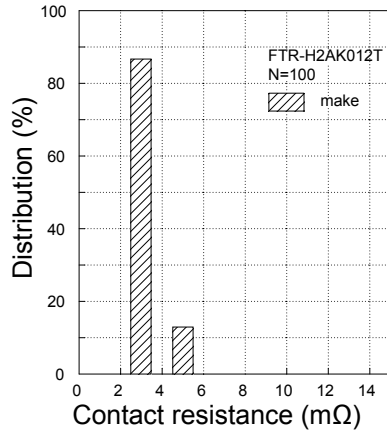


REFERENCE DATA

Distribution of operate & release voltage

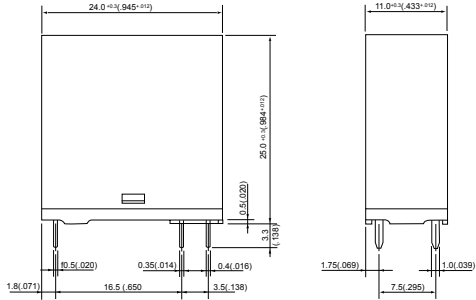


Distribution of contact resistance

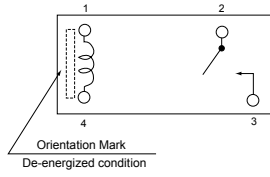


■ DIMENSIONS

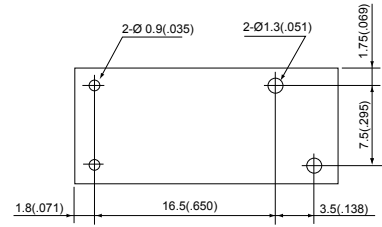
● Dimensions



● Schematics (BOTTOM VIEW)



● PC board mounting hole layout (BOTTOM VIEW)



Unit: mm (in.)

RoHS Compliance and Lead Free Relay Information

1. General Information

- Relays produced after the specific date code that is indicated on each data sheet are lead-free now. Most of our signal and power relays are lead-free. Please refer to Lead-Free Status Info. (<http://www.fujitsu.com/us/downloads/MICRO/fcai/relays/lead-free-letter.pdf>)
- Lead free solder paste currently used in relays is Sn-3.0Ag-0.5Cu.
- All signal and most power relays also comply with RoHS. Please refer to individual data sheets. Relays that are RoHS compliant do not contain the 5 hazardous materials that are restricted by RoHS directive (lead, mercury, chromium IV, PBB, PBDE).
- It has been verified that using lead-free relays in leaded assembly process will not cause any problems (compatible).
- "LF" is marked on each outer and inner carton. (No marking on individual relays).
- To avoid leaded relays (for lead-free sample, etc.) please consult with area sales office.
- We will ship leaded relays as long as the leaded relay inventory exists.

Note: Cadmium was exempted from RoHS on October 21, 2005. (Amendment to Directive 2002/95/EC)

2. Recommended Lead Free Solder Profile

- Recommended solder paste Sn-3.0Ag-0.5Cu.

Reflow Solder condition

Flow Solder condition:

Pre-heating: maximum 120°C
Soldering: dip within 5 sec. at
260°C solder bath

Solder by Soldering Iron:

Soldering Iron
Temperature: maximum 360°C
Duration: maximum 3 sec.

We highly recommend that you confirm your actual solder conditions

3. Moisture Sensitivity

- Moisture Sensitivity Level standard is not applicable to electromechanical relays.

4. Tin Whisker

- Dipped SnAgCu solder is known as low risk tin whisker. No considerable length whisker was found by our in house test.

Fujitsu Components International Headquarter Offices

Japan

Fujitsu Component Limited
Gotanda-Chuo Building
3-5, Higashigotanda 2-chome, Shinagawa-ku
Tokyo 141, Japan
Tel: (81-3) 5449-7010
Fax: (81-3) 5449-2626
Email: promothq@ft.ed.fujitsu.com
Web: www.fcl.fujitsu.com

North and South America

Fujitsu Components America, Inc.
250 E. Caribbean Drive
Sunnyvale, CA 94089 U.S.A.
Tel: (1-408) 745-4900
Fax: (1-408) 745-4970
Email: components@us.fujitsu.com
Web: <http://www.fujitsu.com/us/services/edevices/components/>

Europe

Fujitsu Components Europe B.V.
Diamantlaan 25
2132 WV Hoofddorp
Netherlands
Tel: (31-23) 5560910
Fax: (31-23) 5560950
Email: info@fceu.fujitsu.com
Web: emea.fujitsu.com/components/

Asia Pacific

Fujitsu Components Asia Ltd.
102E Pasir Panjang Road
#01-01 Citilink Warehouse Complex
Singapore 118529
Tel: (65) 6375-8560
Fax: (65) 6273-3021
Email: fcal@fcal.fujitsu.com
Web: <http://www.fujitsu.com/sg/services/micro/components/>

©2008 Fujitsu Components America, Inc. All rights reserved. All trademarks or registered trademarks are the property of their respective owners.

Fujitsu Components America or its affiliates do not warrant that the content of datasheet is error free. In a continuing effort to improve our products Fujitsu Components America, Inc. or its affiliates reserve the right to change specifications/datasheets without prior notice.
Rev. January 9, 2008.



Компания «ЭлектроПласт» предлагает заключение долгосрочных отношений при поставках импортных электронных компонентов на взаимовыгодных условиях!

Наши преимущества:

- Оперативные поставки широкого спектра электронных компонентов отечественного и импортного производства напрямую от производителей и с крупнейших мировых складов;
- Поставка более 17-ти миллионов наименований электронных компонентов;
- Поставка сложных, дефицитных, либо снятых с производства позиций;
- Оперативные сроки поставки под заказ (от 5 рабочих дней);
- Экспресс доставка в любую точку России;
- Техническая поддержка проекта, помощь в подборе аналогов, поставка прототипов;
- Система менеджмента качества сертифицирована по Международному стандарту ISO 9001;
- Лицензия ФСБ на осуществление работ с использованием сведений, составляющих государственную тайну;
- Поставка специализированных компонентов (Xilinx, Altera, Analog Devices, Intersil, Interpoint, Microsemi, Aeroflex, Peregrine, Syfer, Eurofarad, Texas Instrument, Miteq, Cobham, E2V, MA-COM, Hittite, Mini-Circuits, General Dynamics и др.);

Помимо этого, одним из направлений компании «ЭлектроПласт» является направление «Источники питания». Мы предлагаем Вам помощь Конструкторского отдела:

- Подбор оптимального решения, техническое обоснование при выборе компонента;
- Подбор аналогов;
- Консультации по применению компонента;
- Поставка образцов и прототипов;
- Техническая поддержка проекта;
- Защита от снятия компонента с производства.



Как с нами связаться

Телефон: 8 (812) 309 58 32 (многоканальный)

Факс: 8 (812) 320-02-42

Электронная почта: org@eplast1.ru

Адрес: 198099, г. Санкт-Петербург, ул. Калинина, дом 2, корпус 4, литера А.