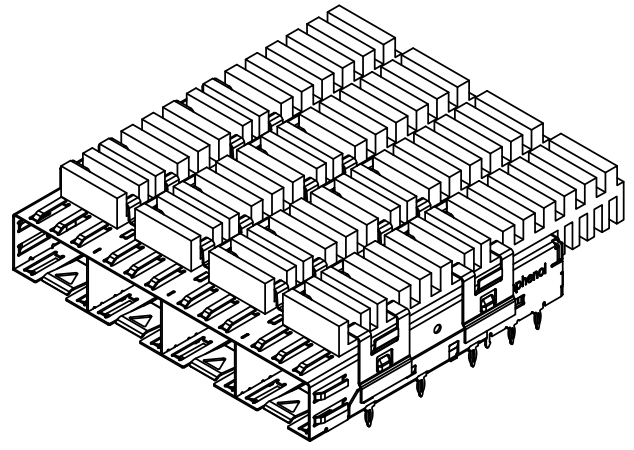
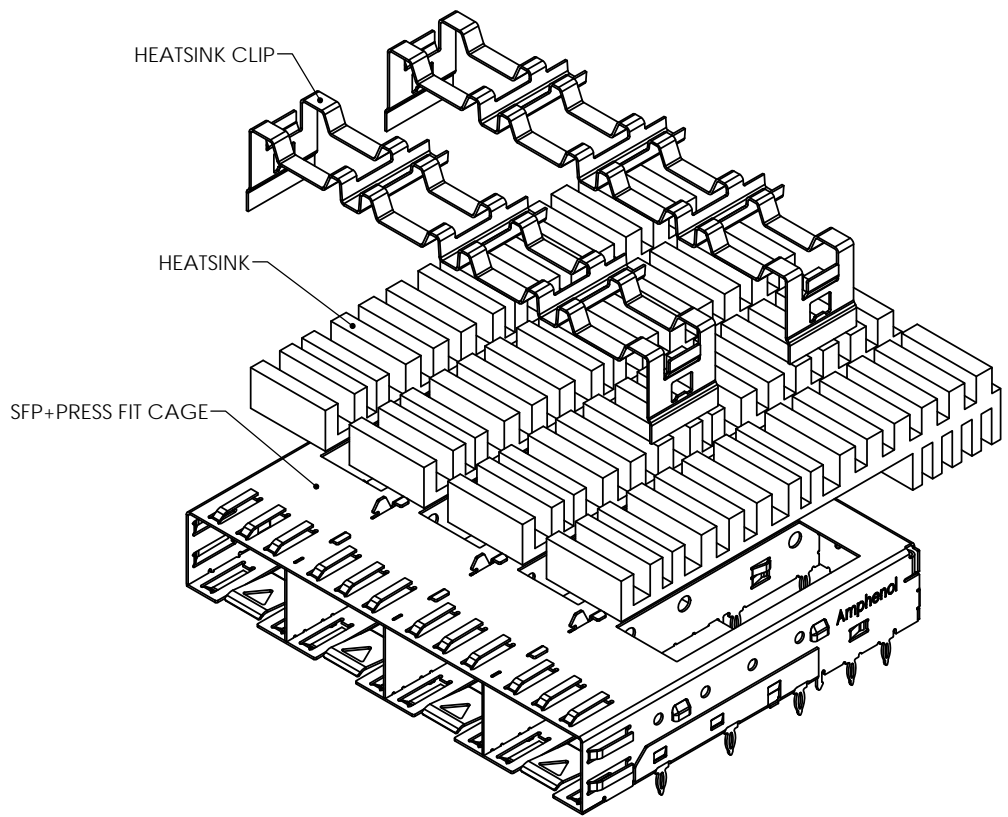


8 7 6 5 4 3 2 1

REVISIONS				
REV	ECN/E-R	DESCRIPTION	DATE	APPROVED
A		PROPOSAL	SEP.07.10	A.G.
B		CHANGE HEAT SINK FRAME	DEC.08.10	A.G.

D
C
B
A

D
C
B
A



MATERIAL:
 CAGE:
 COPPER ALLOY
 PLATING:
 2.54um MIN. NICKEL
 HEATSINK:
 ALUMINUM, BLACK ANODIZING COATING
 HEATSINK CLIP:
 STAINLESS STEEL
 PACKAGING:
 TRAY PACKAGING
 TEMPERATURE RANGE:
 -40C TO +85C



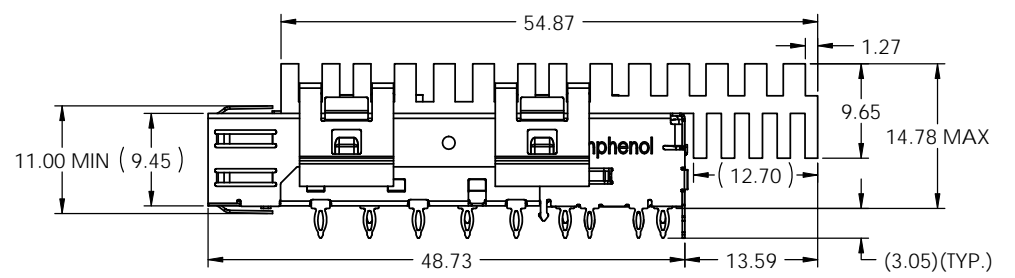
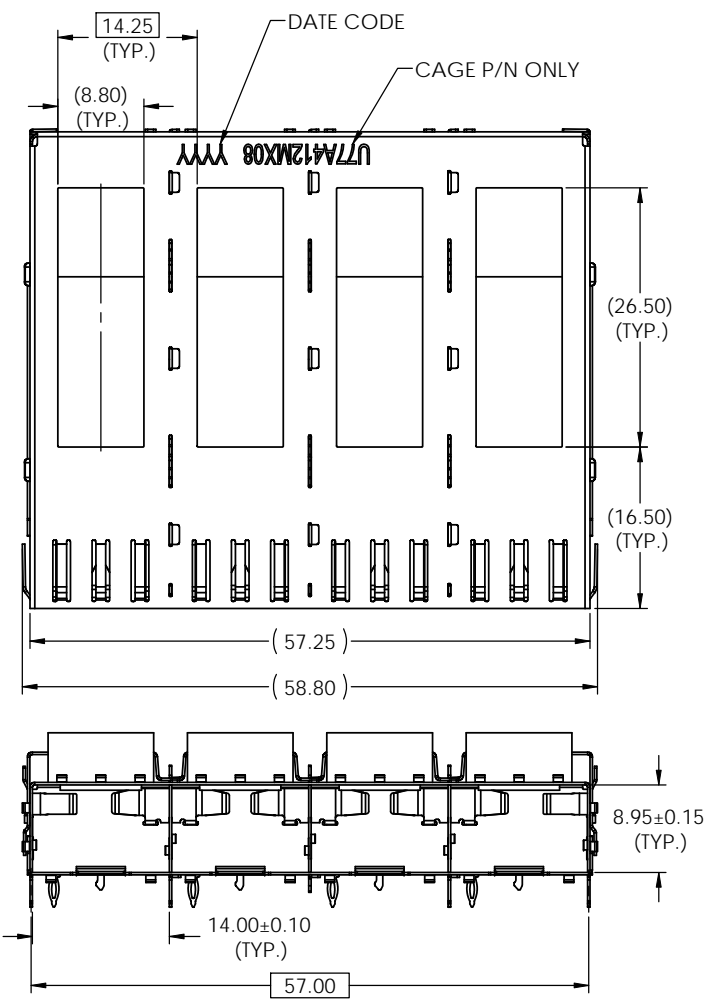
DO NOT SCALE DRAWING

THIS DOCUMENT CONTAINS PROPRIETARY INFORMATION AND SUCH INFORMATION MAY NOT BE DISCLOSED TO OTHERS FOR ANY PURPOSE OR USED FOR MANUFACTURING PURPOSES WITHOUT PERMISSION FROM AMPHENOL CANADA CORP.

UNLESS OTHERWISE SPECIFIED DIMENSIONS ARE IN MILLIMETERS TOLERANCES ARE:		APPROVALS		DATE		Amphenol Canada Corp.			
DECIMALS		DRAWN		MIKE.H		SEP.07.10		TITLE	
ANGLES		DESIGNED						1X4 SFP+ CAGE WITH HEATSINK ASSEMBLY	
X.X ± 0.38		CHECKED		J.SI		SEP.07.10			
X.XX ± 0.25		MATERIAL AND FINISH		SEE NOTE 1					
		REF.		E APPD				SIZE DWG. NO. REV	
		CODE IDENT. NO.		03554		A.G. SEP.07.10		A3 P-U77-E412M-2081 B	
		DWG APPD						SCALE PROJECT SHEET	
								4:1 1 OF 6	

8 7 6 5 4 3 2 1

REVISIONS				
REV	ECN/E-R	DESCRIPTION	DATE	APPROVED
A		PROPOSAL	SEP.07.10	A.G.
B		CHANGE HEAT SINK FRAME	DEC.08.10	A.G.

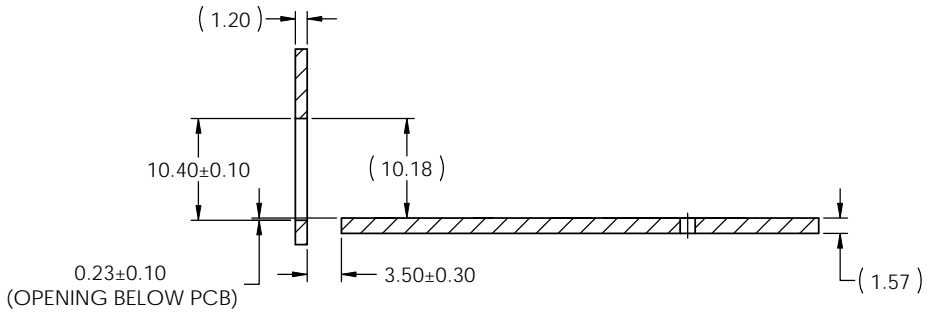
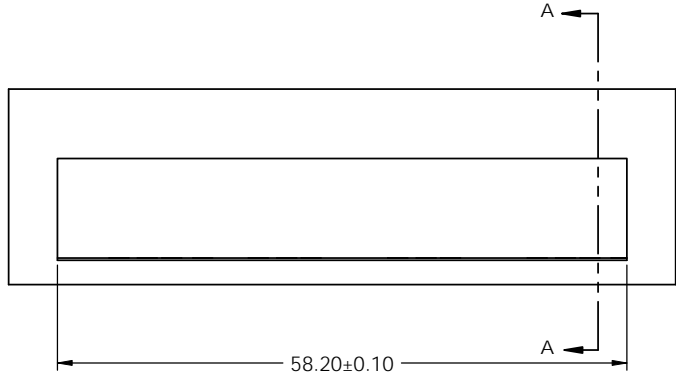


UNLESS OTHERWISE SPECIFIED DIMENSIONS ARE IN MILLIMETERS TOLERANCES ARE:		APPROVALS		DATE	Amphenol Canada Corp.	
DRAWN	MIKE.H	DESIGNED	SEP.07.10	TITLE		
CHECKED	J.SI	SEP.07.10	1X4 SFP+ CAGE WITH HEATSINK ASSEMBLY			
MATERIAL AND FINISH		SEE NOTE 1		SIZE	DWG. NO.	REV.
				A3	P-U77-E412M-2081	B
CODE IDENT. NO.	03554	DWG APPD.	A.G.	SCALE	PROJECT	SHEET
			SEP.07.10	2:1		2 OF 6

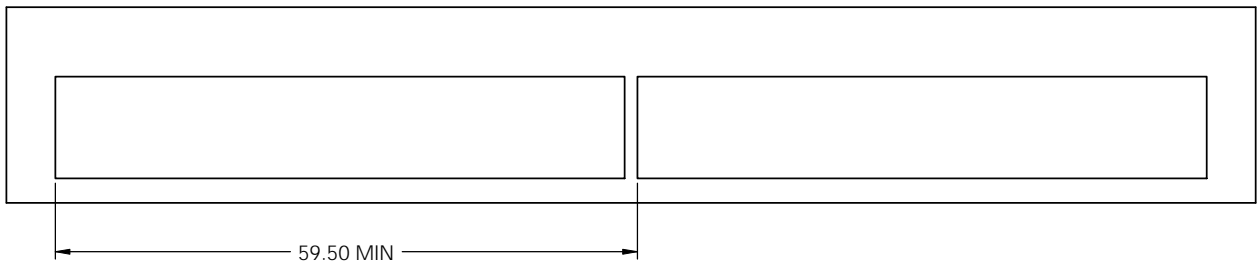
DO NOT SCALE DRAWING

THIS DOCUMENT CONTAINS PROPRIETARY INFORMATION AND SUCH INFORMATION MAY NOT BE DISCLOSED TO OTHERS FOR ANY PURPOSE OR USED FOR MANUFACTURING PURPOSES WITHOUT PERMISSION FROM AMPHENOL CANADA CORP.

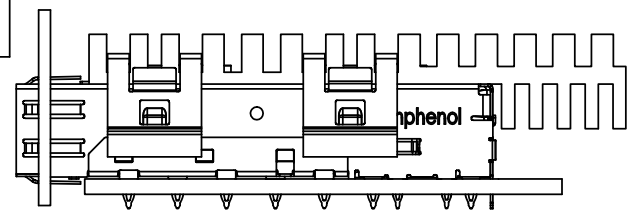
REVISIONS				
REV	ECN/E-R	DESCRIPTION	DATE	APPROVED
A		PROPOSAL	SEP.07.10	A.G.
B		CHANGE HEAT SINK FRAME	DEC.08.10	A.G.



SECTION A-A
SCALE 2 : 1



RECOMMENDED BEZEL DESIGN
(FOR SINGLE SIDE MOUNTING)

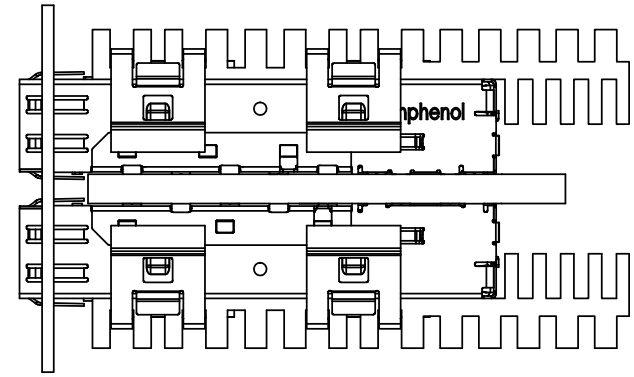


DO NOT SCALE DRAWING

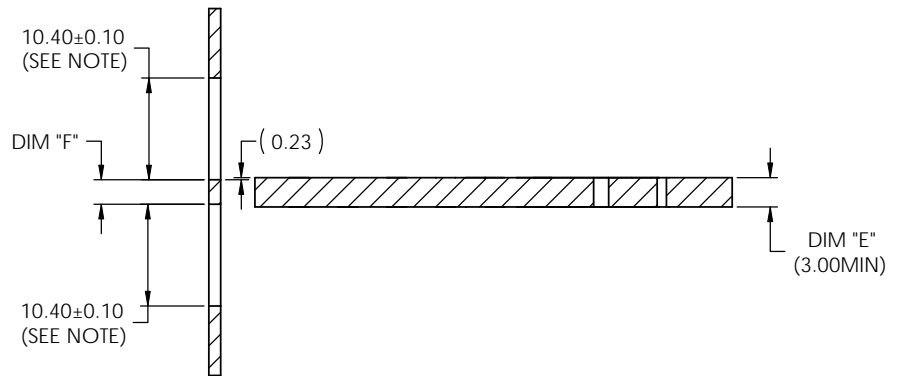
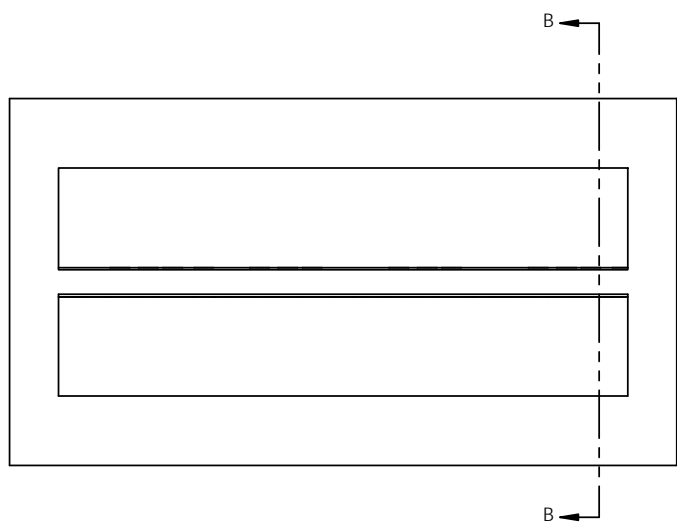
THIS DOCUMENT CONTAINS PROPRIETARY INFORMATION AND SUCH INFORMATION MAY NOT BE DISCLOSED TO OTHERS FOR ANY PURPOSE OR USED FOR MANUFACTURING PURPOSES WITHOUT PERMISSION FROM AMPHENOL CANADA CORP.

UNLESS OTHERWISE SPECIFIED DIMENSIONS ARE IN MILLIMETERS TOLERANCES ARE:		APPROVALS		DATE		Amphenol Canada Corp.	
DIGITALS	ANGLES	DRAWN	MIKE.H	DESIGNED	SEP.07.10	TITLE	
X.X ± 0.38	± 1°	CHECKED	J.SI	CIA APPD	SEP.07.10	1X4 SFP+ CAGE WITH HEATSINK ASSEMBLY	
X.XX ± 0.25		SEE NOTE 1				SIZE	REV
MATERIAL AND FINISH						A3	B
REF.						DWG. NO.	P-U77-E412M-2081
CODE IDENT. NO.		03554		A.G. SEP.07.10		SCALE	1:1
						PROJECT	3 OF 6

REVISIONS				
REV	ECN/E-R	DESCRIPTION	DATE	APPROVED
A		PROPOSAL	SEP.07.10	A.G.
B		CHANGE HEAT SINK FRAME	DEC.08.10	A.G.



NOTES:
 PANEL CUTOUT SIZES PER SFF 8433 SPEC . FOR BELLY TO BELLY MOUNTING , DIM "E" (PCB THICKNESS) IS 3.0mm MIN. DIM "F" RELATED TO DIM "E". FOR DIM "F" = DIM "E" - 0.44mm. THE PANEL CUTOUT 10.40mm MIGHT BE INCREASED UP TO 10.80mm IN ORDER TO ACCOMODATE PCB TOLERANCE.



SECTION B-B
 SCALE 2 : 1

RECOMMENDED BEZEL DESIGN
 (FOR BELLY TO BELLY MOUNTING)

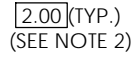
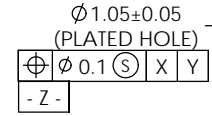
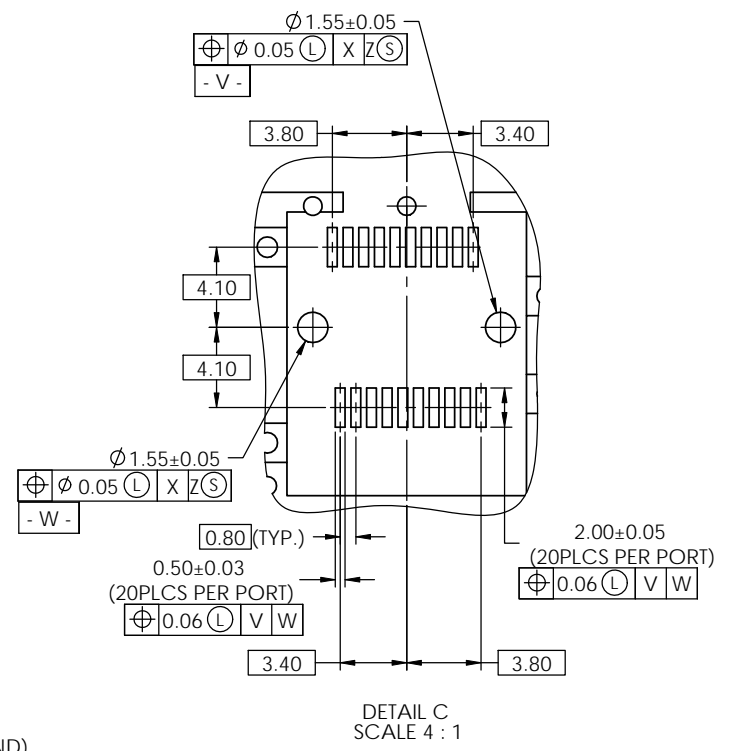
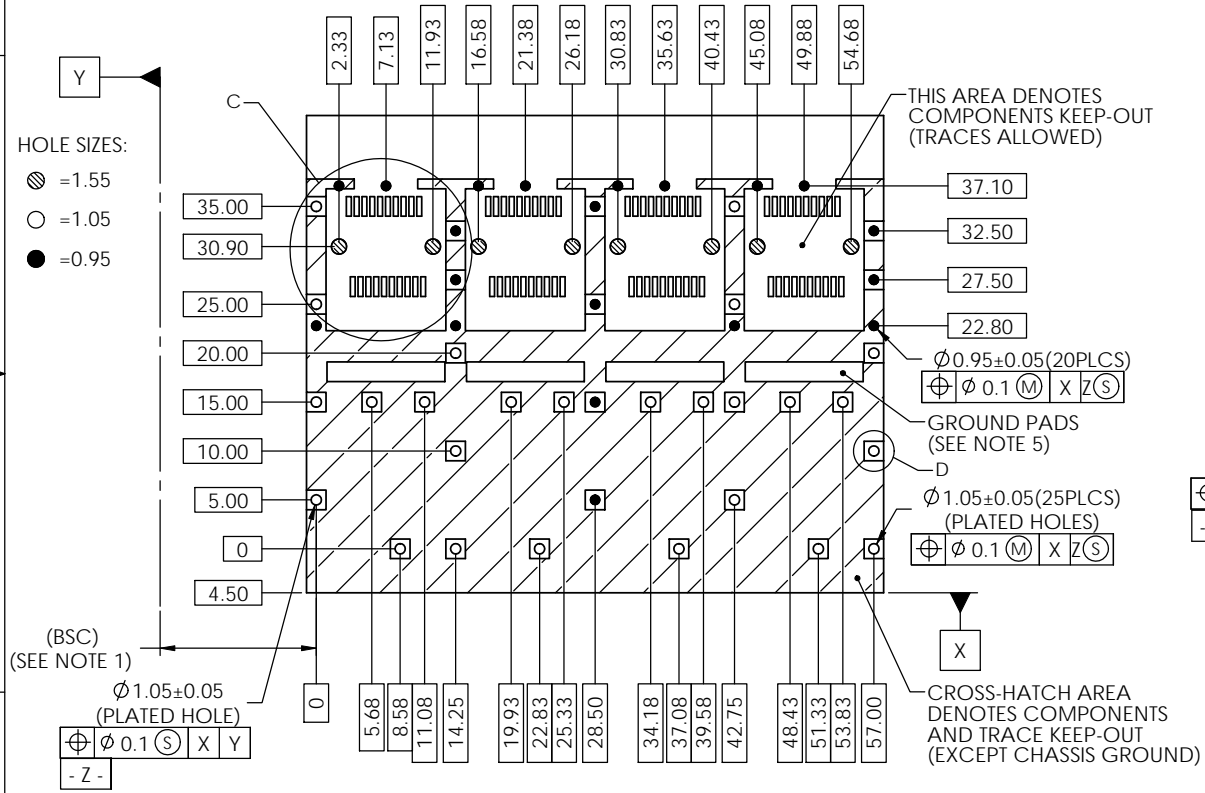
DO NOT SCALE DRAWING

THIS DOCUMENT CONTAINS PROPRIETARY INFORMATION AND SUCH INFORMATION MAY NOT BE DISCLOSED TO OTHERS FOR ANY PURPOSE OR USED FOR MANUFACTURING PUPOSES WITHOUT PERMISSION FROM AMPHENOL CANADA CORP.

UNLESS OTHERWISE SPECIFIED DIMENSIONS ARE IN MILLIMETERS TOLERANCES ARE: DECIMALS ANGLES X.X ± 0.38 ± 1° X.XX ± 0.25		APPROVALS	DATE	Amphenol Canada Corp.	
DRAWN		MIKE.H	SEP.07.10	TITLE	
DESIGNED				1X4 SFP+ CAGE WITH HEATSINK ASSEMBLY	
CHECKED		J.SI	SEP.07.10	MATERIAL AND FINISH	
SEE NOTE 1				G/A APPD	
REF.				SIZE	DWG. NO.
CODE IDENT. NO. 03554		DWG APPD	A.G	A3	P-U77-E412M-2081
			SEP.07.10	SCALE	PROJECT
				1:1	
					REV. B
					SHEET 4 OF 6

REVISIONS				
REV	ECN/E-R	DESCRIPTION	DATE	APPROVED
A		PROPOSAL	SEP.07.10	A.G.
B		CHANGE HEAT SINK FRAME	DEC.08.10	A.G.

- NOTES:
1. DATUM AND BASIC DIMENSIONS ESTABLISHED BY CUSTOMER.
 2. PADS AND VIAS ARE CHASSIS GROUND.
 3. THRU-HOLES, PLATING OPTIONAL.
 4. SEE DRAWINGS P-UX76-A20-X00XX FOR CONNECTOR LAYOUT.
 5. GROUNDING PADS DESIGNED PER SFF 8433 SPEC. THESE (4) PAD ARE NOT REQUIRED FOR THIS APPLICATION.



RECOMMENDED PCB DESIGN FOR SINGLE SIDE MOUNTING

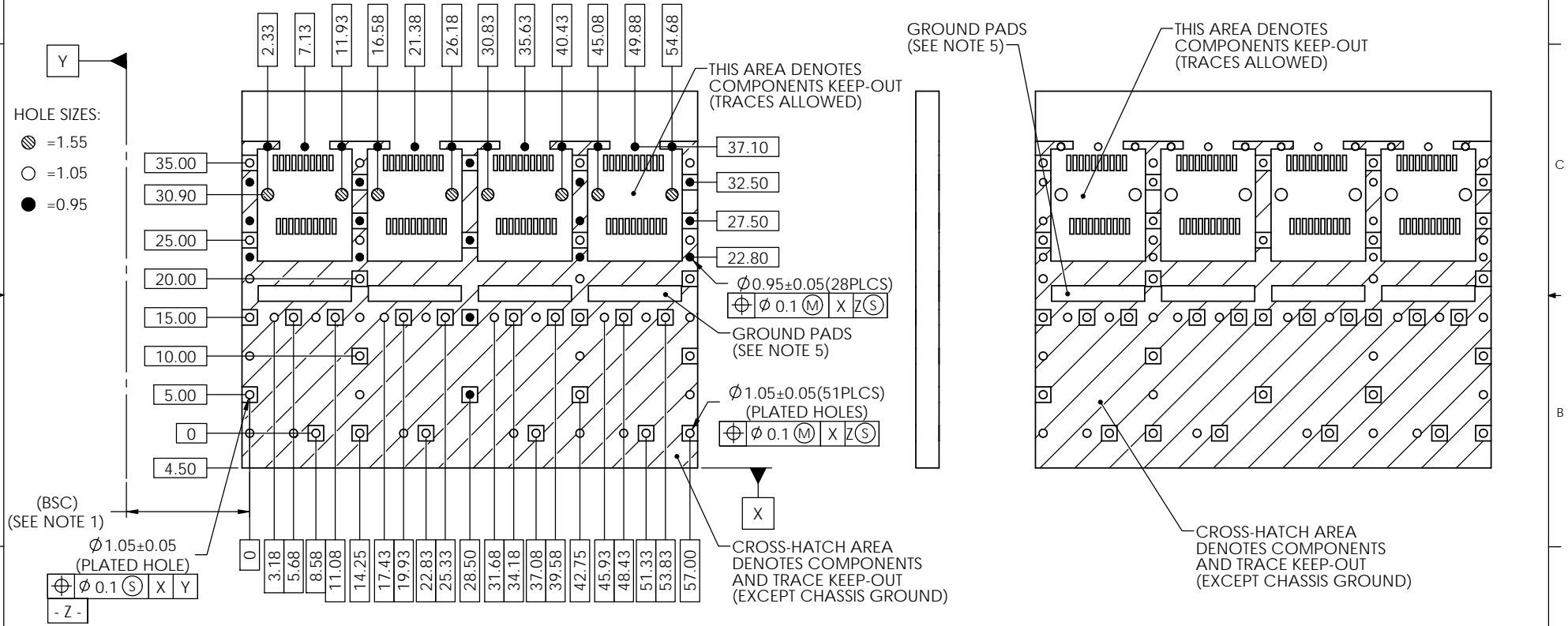
DO NOT SCALE DRAWING

THIS DOCUMENT CONTAINS PROPRIETARY INFORMATION AND SUCH INFORMATION MAY NOT BE DISCLOSED TO OTHERS FOR ANY PURPOSE OR USED FOR MANUFACTURING PURPOSES WITHOUT PERMISSION FROM AMPHENOL CANADA CORP.

UNLESS OTHERWISE SPECIFIED DIMENSIONS ARE IN MILLIMETERS TOLERANCES ARE: DECIMALS ANGLES X.X ± 0.38 ± 1° X.XX ± 0.25	APPROVALS	DATE	Amphenol Canada Corp.	
	DRAWN MIKE.H	SEP.07.10		
	DESIGNED		1X4 SFP+ CAGE WITH HEATSINK ASSEMBLY	
	CHECKED J.SI	SEP.07.10		
MATERIAL AND FINISH	SEE NOTE 1	QA APPD		
REF.			SIZE A3	DWG. NO. P-U77-E412M-2081
CODE IDENT. NO. 03554	DWG APPD A.G	SEP.07.10	SCALE 2:1	PROJECT SHEET 5 OF 6

REVISIONS				
REV	ECN/E-R	DESCRIPTION	DATE	APPROVED
A		PROPOSAL	SEP.07.10	A.G.
B		CHANGE HEAT SINK FRAME	DEC.08.10	A.G.

- NOTES:
- DATUM AND BASIC DIMENSIONS ESTABLISHED BY CUSTOMER.
 - PADS AND VIAS ARE CHASSIS GROUND.
 - THRU-HOLES, PLATING OPTIONAL.
 - SEE DRAWINGS P-UX76-A20-X00XX FOR CONNECTOR LAYOUT.
 - GROUNDING PADS DESIGNED PER SFF 8433 SPEC. THESE (4) PAD ARE NOT REQUIRED FOR THIS APPLICATION.



RECOMMENDED PCB DESIGN FOR BELLY TO BELLY MOUNTING

DO NOT SCALE DRAWING

THIS DOCUMENT CONTAINS PROPRIETARY INFORMATION AND SUCH INFORMATION MAY NOT BE DISCLOSED TO OTHERS FOR ANY PURPOSE OR USED FOR MANUFACTURING PURPOSES WITHOUT PERMISSION FROM AMPHENOL CANADA CORP.

UNLESS OTHERWISE SPECIFIED DIMENSIONS ARE IN MILLIMETERS TOLERANCES ARE: DECIMALS ANGLES X.X ± 0.38 ± 1° X.XX ± 0.25	APPROVALS	DATE	Amphenol Canada Corp.	
	DRAWN MIKE.H	SEP.07.10		
	DESIGNED		1X4 SFP+ CAGE WITH HEATSINK ASSEMBLY	
	CHECKED J.SI	SEP.07.10		
MATERIAL AND FINISH	QA APPD		SIZE DWG. NO.	REV
SEE NOTE 1			A3 P-U77-E412M-2081	B
REF.	E APPD		SCALE	PROJECT
CODE IDENT NO. 03554	DWG APPD A.G	SEP.07.10	2:1	6 OF 6



Компания «ЭлектроПласт» предлагает заключение долгосрочных отношений при поставках импортных электронных компонентов на взаимовыгодных условиях!

Наши преимущества:

- Оперативные поставки широкого спектра электронных компонентов отечественного и импортного производства напрямую от производителей и с крупнейших мировых складов;
- Поставка более 17-ти миллионов наименований электронных компонентов;
- Поставка сложных, дефицитных, либо снятых с производства позиций;
- Оперативные сроки поставки под заказ (от 5 рабочих дней);
- Экспресс доставка в любую точку России;
- Техническая поддержка проекта, помощь в подборе аналогов, поставка прототипов;
- Система менеджмента качества сертифицирована по Международному стандарту ISO 9001;
- Лицензия ФСБ на осуществление работ с использованием сведений, составляющих государственную тайну;
- Поставка специализированных компонентов (Xilinx, Altera, Analog Devices, Intersil, Interpoint, Microsemi, Aeroflex, Peregrine, Syfer, Eurofarad, Texas Instrument, Miteq, Cobham, E2V, MA-COM, Hittite, Mini-Circuits, General Dynamics и др.);

Помимо этого, одним из направлений компании «ЭлектроПласт» является направление «Источники питания». Мы предлагаем Вам помощь Конструкторского отдела:

- Подбор оптимального решения, техническое обоснование при выборе компонента;
- Подбор аналогов;
- Консультации по применению компонента;
- Поставка образцов и прототипов;
- Техническая поддержка проекта;
- Защита от снятия компонента с производства.



Как с нами связаться

Телефон: 8 (812) 309 58 32 (многоканальный)

Факс: 8 (812) 320-02-42

Электронная почта: org@eplast1.ru

Адрес: 198099, г. Санкт-Петербург, ул. Калинина, дом 2, корпус 4, литера А.