

QTLP600C-2 HER

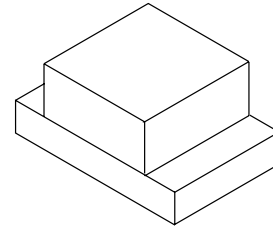
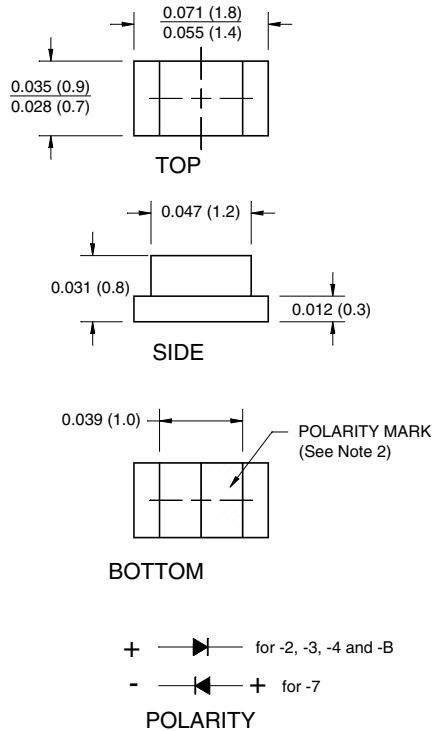
QTLP600C-3 Yellow

QTLP600C-4 Green

QTLP600C-7 AlGaAs Red

QTLP600C-B Blue

PACKAGE DIMENSIONS



NOTE:

1. Dimensions for all drawings are in inches (mm).
2. Cathode for -2, -3, -4 and B. Anode for -7.

APPLICATIONS

- Keypad backlighting
- Push-button backlighting
- LCD backlighting

DESCRIPTION

These surface mount chip LEDs are designed to fit industry standard footprint. Small size, low profile and wide viewing angle make these LEDs ideal choices for backlighting applications and panel illumination.

FEATURES

- Miniature footprint - 1.6(L) X 0.8(W) X 0.8(H) mm
- Wide viewing angle of 100°
- Water clear optics
- Moisture-proof packaging
- Available in 0.315" (8mm) width tape on 7" (178mm) diameter reel; 2,000 units per reel

SURFACE MOUNT LED LAMP

STANDARD BRIGHT 0603 (0.8 mm Height)

QTLP600C

QTLP600C-2 HER

QTLP600C-3 Yellow

QTLP600C-4 Green

QTLP600C-7 AlGaAs Red

QTLP600C-B Blue

ABSOLUTE MAXIMUM RATINGS ($T_A = 25^\circ\text{C}$ Unless otherwise specified)

| Parameter | Symbol | QTLP600C | | | | | Units |
|--|-----------|---------------|-----|-----|-----|-----|------------------|
| | | -2 | -3 | -4 | -7 | -B | |
| Continuous Forward Current | I_F | 30 | 30 | 30 | 30 | 30 | mA |
| Peak Forward Current ($f = 1.0$ KHz, Duty Factor = 1/10) | I_{FM} | 160 | 160 | 160 | 180 | 100 | mA |
| Reverse Voltage ($I_R = 10 \mu\text{A}$) | V_R | 5 | 5 | 5 | 5 | 5 | V |
| Power Dissipation | P_D | 84 | 84 | 84 | 72 | 135 | mW |
| Operating Temperature | T_{OPR} | -40 to +85 | | | | | $^\circ\text{C}$ |
| Storage Temperature | T_{STG} | -40 to +90 | | | | | $^\circ\text{C}$ |
| Lead Soldering Time | T_{SOL} | 260 for 5 sec | | | | | $^\circ\text{C}$ |

ELECTRICAL / OPTICAL CHARACTERISTICS ($T_A = 25^\circ\text{C}$)

| Part Number | Symbol | QTLP600C | | | | | Condition |
|-------------------------------|-----------------|----------|-----|-----|-----|-----|---------------------|
| | | -2 | -3 | -4 | -7 | -B | |
| Luminous Intensity (mcd) | I_V | 5 | 5 | 9 | 10 | 15 | $I_F = 20\text{mA}$ |
| Minimum | | 9 | 9 | 18 | 20 | 20 | |
| Forward Voltage (V) | V_F | 2.8 | 2.8 | 2.8 | 2.4 | 4.5 | $I_F = 20\text{mA}$ |
| Maximum | | 2.0 | 2.0 | 2.1 | 1.9 | 3.8 | |
| Wavelength (nm) | λ_P | 635 | 585 | 565 | 660 | 430 | $I_F = 20\text{mA}$ |
| Peak | | 630 | 590 | 570 | 645 | 465 | |
| Dominant | λ_D | 45 | 35 | 30 | 20 | 65 | $I_F = 20\text{mA}$ |
| Spectral Line Half Width (nm) | $\Delta\lambda$ | 100 | 100 | 100 | 100 | 100 | $I_F = 20\text{mA}$ |
| Viewing Angle ($^\circ$) | $2\Theta_{1/2}$ | | | | | | |

QTLP600C-2 HER

QTLP600C-3 Yellow

QTLP600C-4 Green

QTLP600C-7 AlGaAs Red

QTLP600C-B Blue

TYPICAL PERFORMANCE CURVES

Fig. 1 Forward Current vs. Forward Voltage

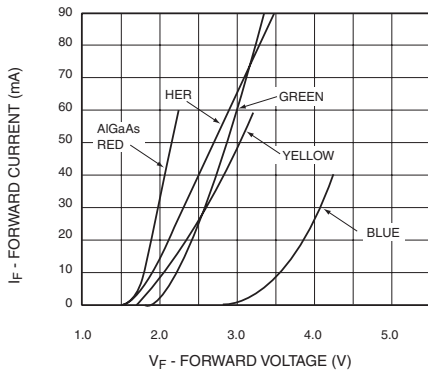


Fig. 2 Relative Luminous Intensity vs. DC Forward Current

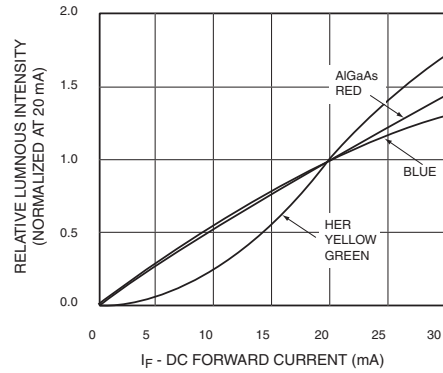


Fig. 3 Relative Intensity vs. Peak Wavelength

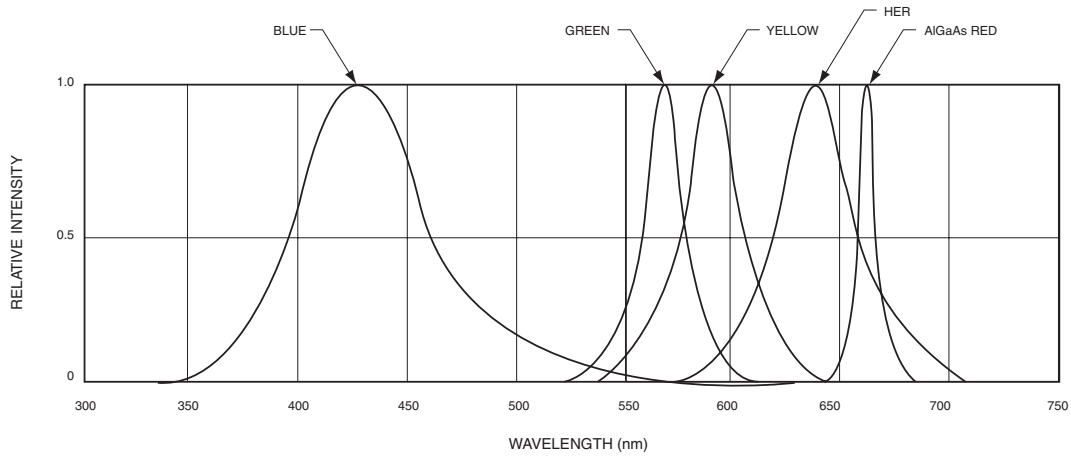


Fig.4 Radiation Diagram

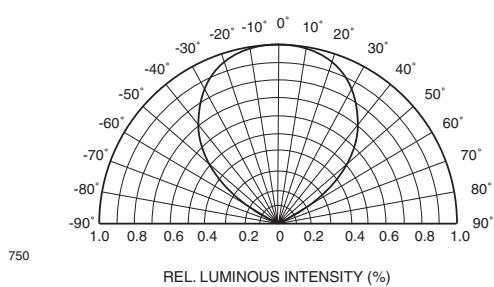
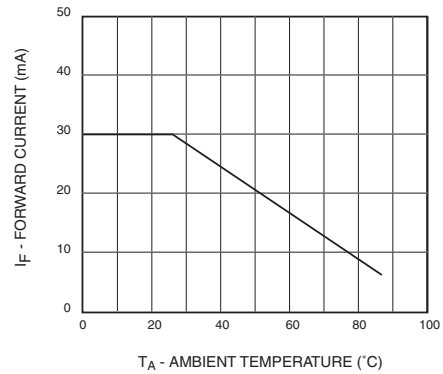


Fig.5 Maximum Forward Current vs. Ambient Temperature



SURFACE MOUNT LED LAMP
STANDARD BRIGHT 0603 (0.8 mm Height)
QTLP600C

QTLP600C-2 HER

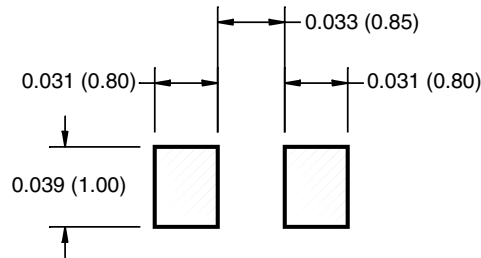
QTLP600C-3 Yellow

QTLP600C-4 Green

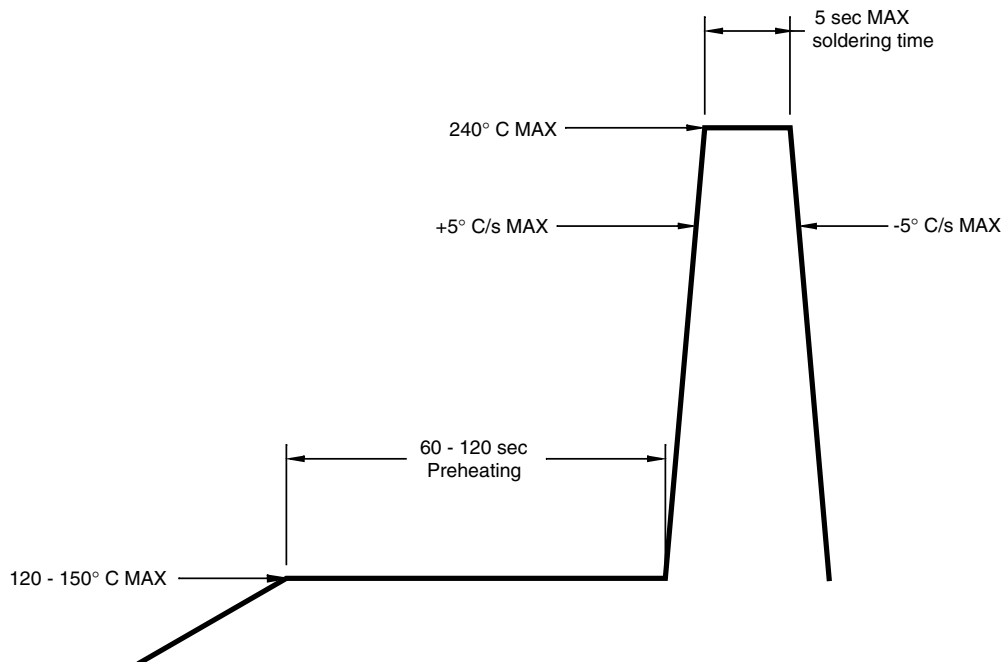
QTLP600C-7 AlGaAs Red

QTLP600C-B Blue

RECOMMENDED PRINTED CIRCUIT BOARD PATTERN



RECOMMENDED IR REFLOW SOLDERING PROFILE



SURFACE MOUNT LED LAMP STANDARD BRIGHT 0603 (0.8 mm Height) QTLP600C

QTLP600C-2 HER

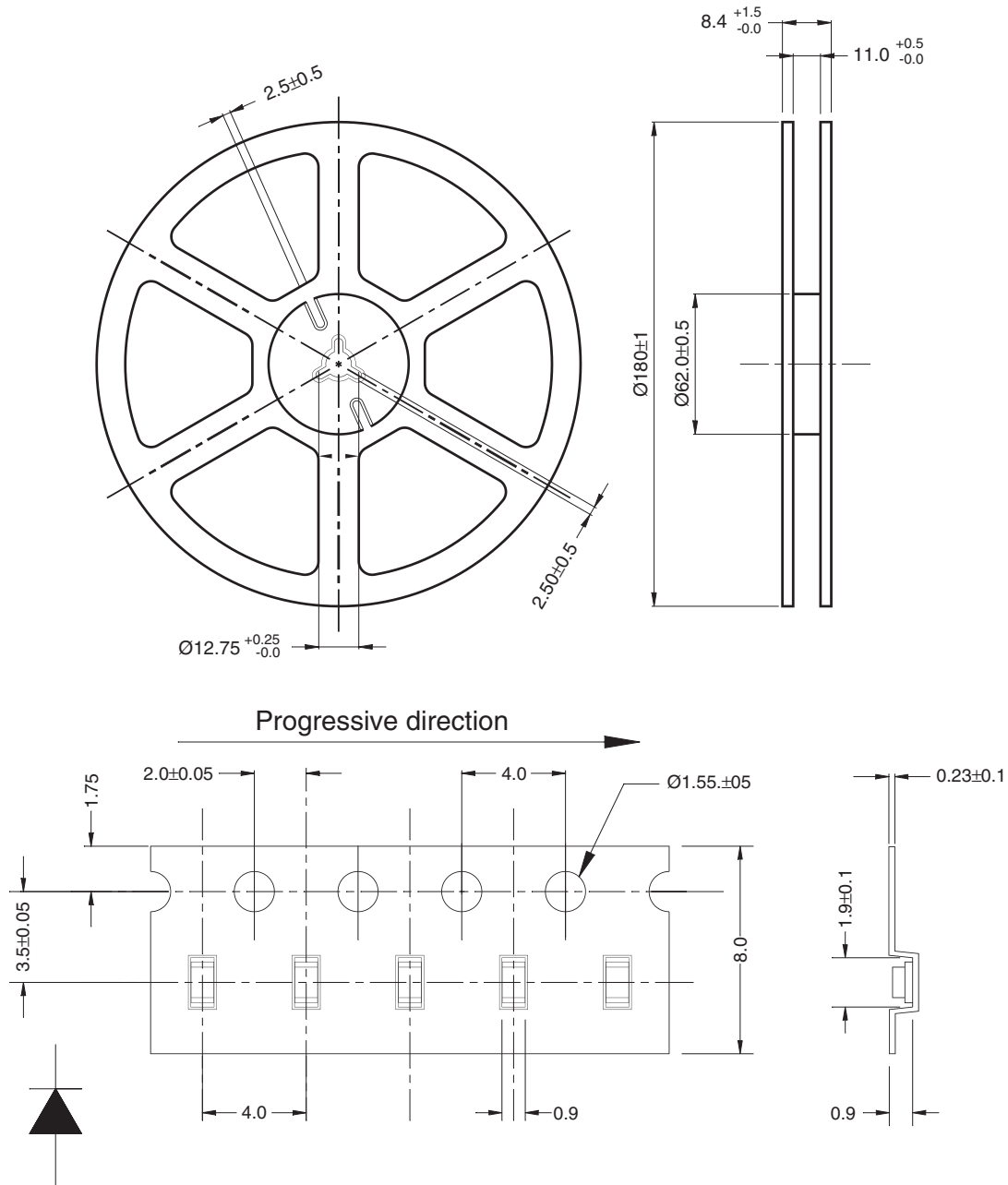
QTLP600C-3 Yellow

QTLP600C-4 Green

QTLP600C-7 AlGaAs Red

QTLP600C-B Blue

TAPE AND REEL DIMENSIONS



for -2, -3, -4, -B and -7 Dimensional tolerance is ± 0.1 mm unless otherwise specified

Polarity

Angle: ± 0.5

Unit: mm

SURFACE MOUNT LED LAMP STANDARD BRIGHT 0603 (0.8 mm Height) QTLP600C

QTLP600C-2 HER

QTLP600C-3 Yellow

QTLP600C-4 Green

QTLP600C-7 AlGaAs Red

QTLP600C-B Blue

DISCLAIMER

FAIRCHILD SEMICONDUCTOR RESERVES THE RIGHT TO MAKE CHANGES WITHOUT FURTHER NOTICE TO ANY PRODUCTS HEREIN TO IMPROVE RELIABILITY, FUNCTION OR DESIGN. FAIRCHILD DOES NOT ASSUME ANY LIABILITY ARISING OUT OF THE APPLICATION OR USE OF ANY PRODUCT OR CIRCUIT DESCRIBED HEREIN; NEITHER DOES IT CONVEY ANY LICENSE UNDER ITS PATENT RIGHTS, NOR THE RIGHTS OF OTHERS.

LIFE SUPPORT POLICY

FAIRCHILD'S PRODUCTS ARE NOT AUTHORIZED FOR USE AS CRITICAL COMPONENTS IN LIFE SUPPORT DEVICES OR SYSTEMS WITHOUT THE EXPRESS WRITTEN APPROVAL OF THE PRESIDENT OF FAIRCHILD SEMICONDUCTOR CORPORATION. As used herein:

1. Life support devices or systems are devices or systems which, (a) are intended for surgical implant into the body, or (b) support or sustain life, and (c) whose failure to perform when properly used in accordance with instructions for use provided in the labeling, can be reasonably expected to result in a significant injury of the user.
2. A critical component in any component of a life support device or system whose failure to perform can be reasonably expected to cause the failure of the life support device or system, or to affect its safety or effectiveness.



Компания «ЭлектроПласт» предлагает заключение долгосрочных отношений при поставках импортных электронных компонентов на взаимовыгодных условиях!

Наши преимущества:

- Оперативные поставки широкого спектра электронных компонентов отечественного и импортного производства напрямую от производителей и с крупнейших мировых складов;
- Поставка более 17-ти миллионов наименований электронных компонентов;
- Поставка сложных, дефицитных, либо снятых с производства позиций;
- Оперативные сроки поставки под заказ (от 5 рабочих дней);
- Экспресс доставка в любую точку России;
- Техническая поддержка проекта, помощь в подборе аналогов, поставка прототипов;
- Система менеджмента качества сертифицирована по Международному стандарту ISO 9001;
- Лицензия ФСБ на осуществление работ с использованием сведений, составляющих государственную тайну;
- Поставка специализированных компонентов (Xilinx, Altera, Analog Devices, Intersil, Interpoint, Microsemi, Aeroflex, Peregrine, Syfer, Eurofarad, Texas Instrument, Miteq, Cobham, E2V, MA-COM, Hittite, Mini-Circuits, General Dynamics и др.);

Помимо этого, одним из направлений компании «ЭлектроПласт» является направление «Источники питания». Мы предлагаем Вам помощь Конструкторского отдела:

- Подбор оптимального решения, техническое обоснование при выборе компонента;
- Подбор аналогов;
- Консультации по применению компонента;
- Поставка образцов и прототипов;
- Техническая поддержка проекта;
- Защита от снятия компонента с производства.



Как с нами связаться

Телефон: 8 (812) 309 58 32 (многоканальный)

Факс: 8 (812) 320-02-42

Электронная почта: org@eplast1.ru

Адрес: 198099, г. Санкт-Петербург, ул. Калинина, дом 2, корпус 4, литера А.