THIS DRAWING IS UNPUBLISHED. RELEASED FOR PUBLICATION 20
© COPYRIGHT 20 BY TYCO ELECTRONICS CORPORATION. ALL RIGHTS RESERVED.

LOC	DIST
GP	00

REVISIONS

P	LTR	DESCRIPTION	DATE	DWN	APVD
	A	RELEASED PER ECO-10-025263	10FEB2011	CJV	JTL

1. MATERIAL:
   CAGE ASSEMBLY: 0.25mm THICK NICKEL SILVER ALLOY
   GASKET RETENTION PLATE: STAINLESS STEEL
   EMI GASKET: PLATED FILLED SILICONE
   HEATSINK: ALUMINUM
   HEATSINK CLIP: STAINLESS STEEL
2. FINISH:
   HEATSINK: ELECTROLESS NICKEL FOR 2057085-1 THRU -3
   HEATSINK: HARD COAT ANODIZED FOR 2057085-4
   HEATSINK CLIP: PASSIVATE
3. MATES WITH SFP MSA COMPLIANT TRANSCEIVERS.
4. PADS AND VIAS CHASSIS GROUND.
5. DATUM AND BASIC DIMENSION ESTABLISHED BY CUSTOMER.
6. MINIMUM PC BOARD THICKNESS:
   SINGLE SIDED = 1.45
7. REFERENCE APPLICATION SPEC. 114-13120, HOLE A, FOR RECOMMENDED DRILL HOLE DIAMETER AND PLATING THICKNESS.
8. REFERENCE APPLICATION SPEC. 114-13120, HOLE B, FOR RECOMMENDED DRILL HOLE DIAMETER AND PLATING THICKNESS.
9. DIMENSIONS APPLIES PRIOR TO INSERTION OF SFP MODULE.
10. HEATSINK CLIP AND HEATSINK SHIPPED UNASSEMBLED TO CAGE ASSEMBLY, CAGE ASSEMBLY TO BE PRESSED INTO THE PCB PRIOR TO ATTACHING THE HEATSINK CLIP AND HEATSINK TO THE CAGE ASSEMBLY.
11. HEATSINK REFERENCE PART NUMBERS:
    1829903-2 = 4.2mm HIGH - PCI.
    1829904-2 = 6.5mm HIGH - SAN
    1829905-2 = 13.5mm HIGH - NETWORKING, ELECTROLESS NICKEL
    1829905-4 = 13.5mm HIGH - NETWORKING, HARD COAT ANODIZED
    1963832-2 = 3.2mm HIGH - BLADE

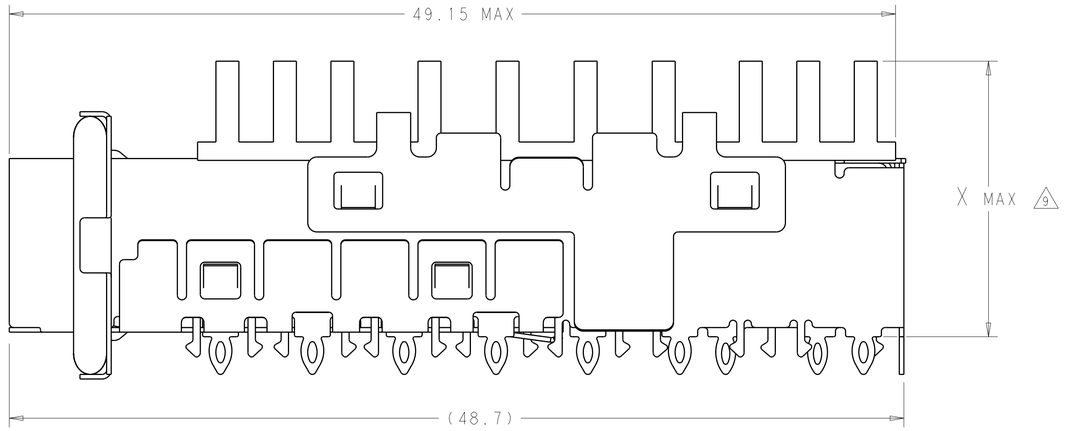

2057085-2 THRU -5
RIGHT SIDE VIEW

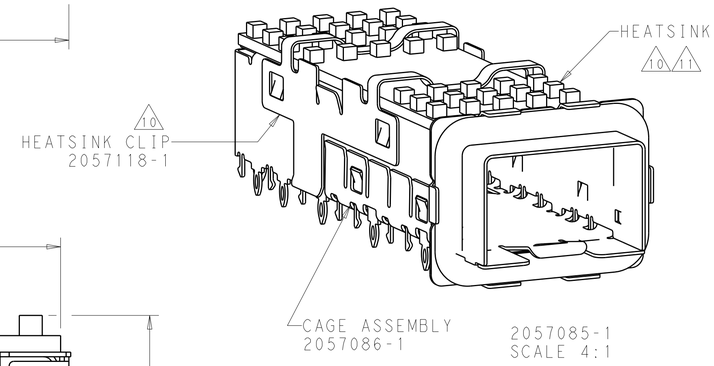

2057085-1
SCALE 4:1

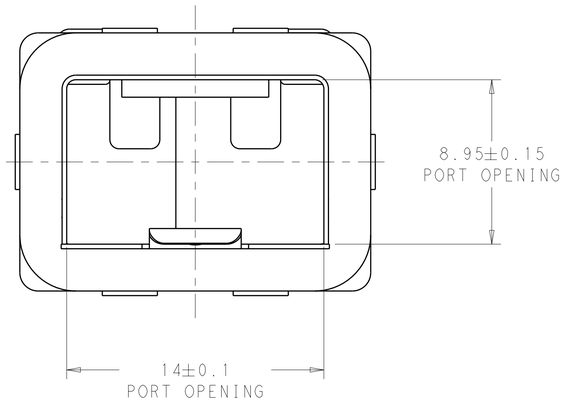

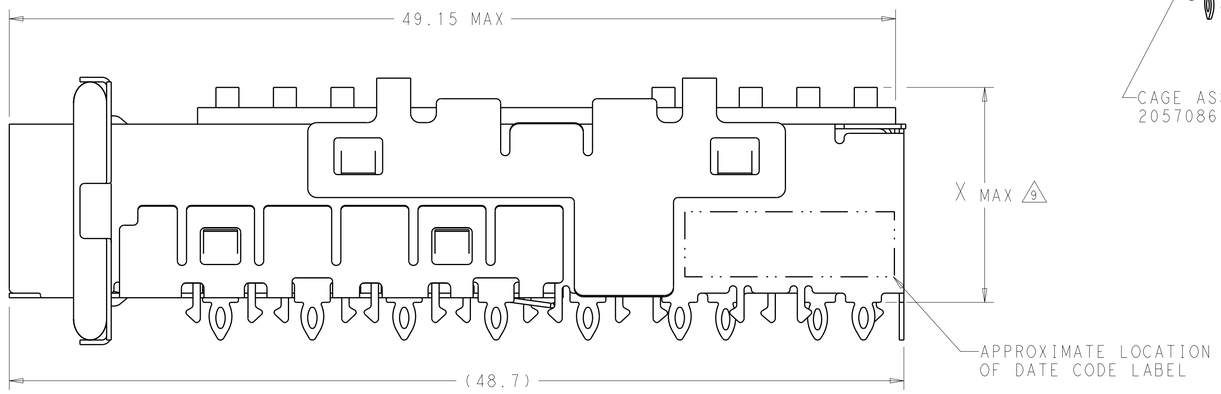

2057085-1
RIGHT SIDE VIEW

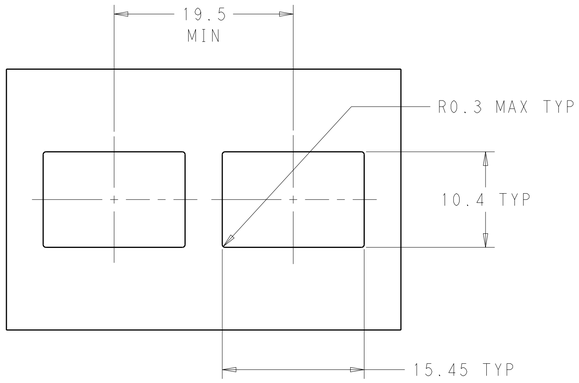

RECOMMENDED BEZEL CUT-OUT
SCALE 3:1

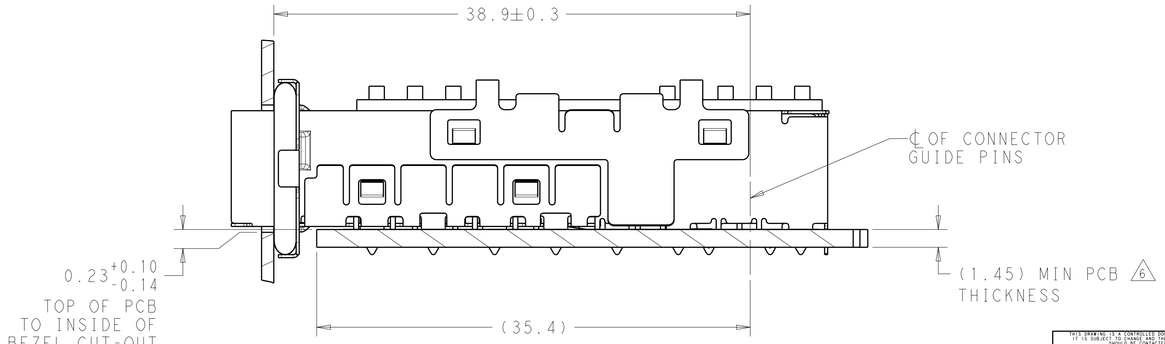

2057085-1
MOUNTED ON PCB
SHOWN THRU RECOMMENDED BEZEL
SCALE 4:1

APPLICATION	X	PART NUMBER
PCI	13.5	2057085-5
NETWORKING, HARD COAT ANODIZED	22.8	2057085-4
NETWORKING, ELECTROLESS NICKEL	22.8	2057085-3
SAN	15.8	2057085-2
BLADE	12.5	2057085-1

THIS DRAWING IS A CONTROLLED DOCUMENT FOR TYCO ELECTRONICS CORPORATION. IT IS SUBJECT TO CHANGE AND THE CONTROLLING ENGINEERING ORGANIZATION SHOULD BE CONTACTED FOR THE LATEST REVISION.

DIMENSIONS: mm

TOLERANCES UNLESS OTHERWISE SPECIFIED:
0 PLC ±0.1
1 PLC ±0.1
2 PLC ±0.1
3 PLC ±0.05
4 PLC ±0.05
ANGLES ±

MATERIAL 1
FINISH 2

DWN Z.M.REAM	22APR2008	Tyco Electronics, Harrisburg, PA 17105-3608
CHK M.R.SCHMITT	22APR2008	
APVD R.H.WERTZ	22APR2008	NAME: SFP+ EHHANCED CAGE ASSEMBLY PRESS FIT, EMI GASKET, W/ HEAT SINK
PRODUCT SPEC -		
APPLICATION SPEC 114-13120		SIZE A1 · CAGE CODE 00779 · DRAWING NO C-2057085 · RESTRICTED TO -
WEIGHT -		
CUSTOMER DRAWING		SCALE 6:1 · SHEET 1 OF 2 · REV A

AMP 4805 REV 31MAR2000

Pro/ENGINEER DRAWING

THIS DRAWING IS UNPUBLISHED. RELEASED FOR PUBLICATION 20
© COPYRIGHT 20 BY TYCO ELECTRONICS CORPORATION. ALL RIGHTS RESERVED.

LOC	DIST
GP	00

REVISIONS

P	LTR	DESCRIPTION	DATE	DWN	APVD
	-	SEE SHEET 1	-	-	-

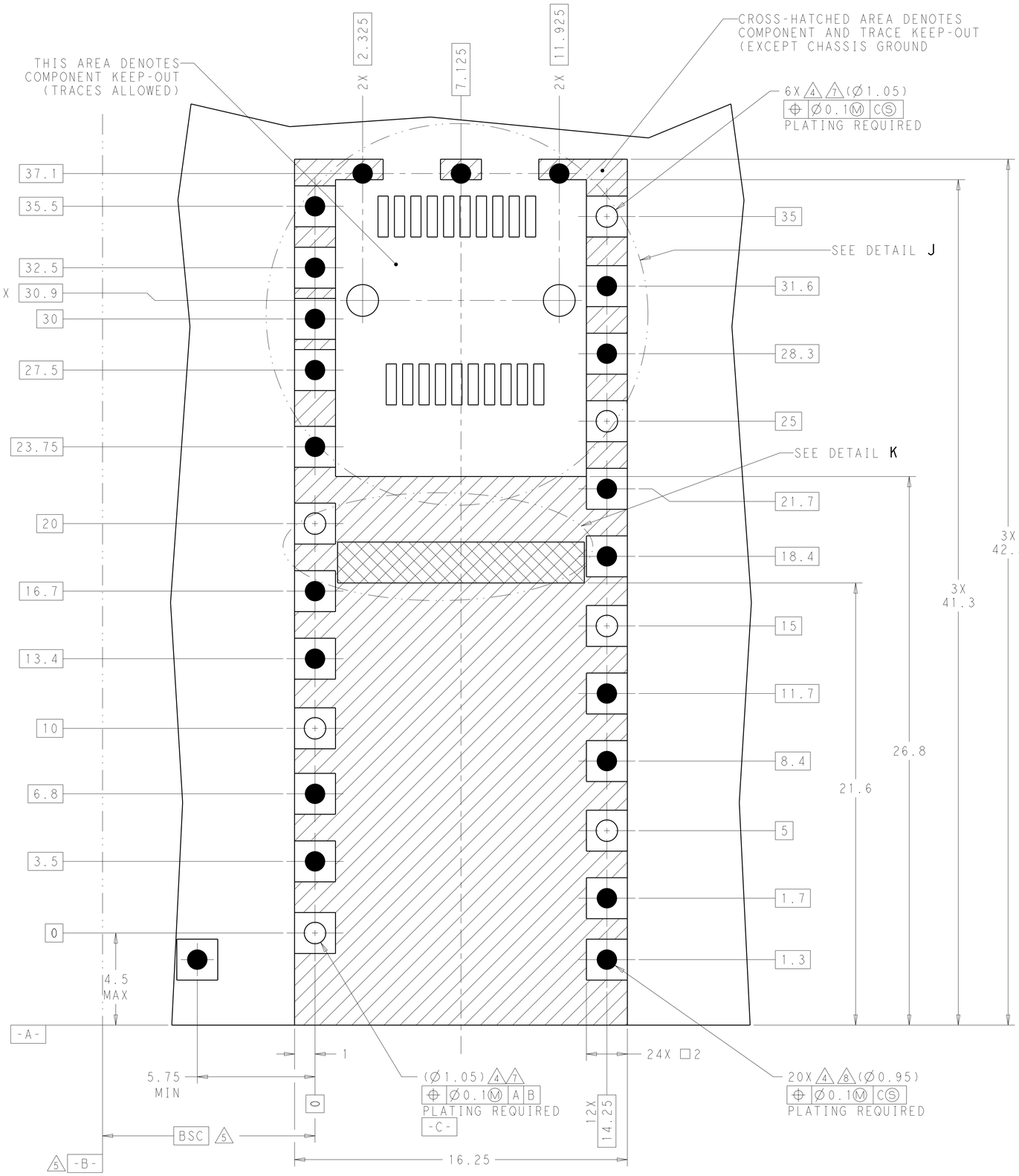

RECOMMENDED PCB CONFIGURATION
WITH KEEP-OUT AREAS
SINGLE SIDED APPLICATIONS 6
SCALE 9:1

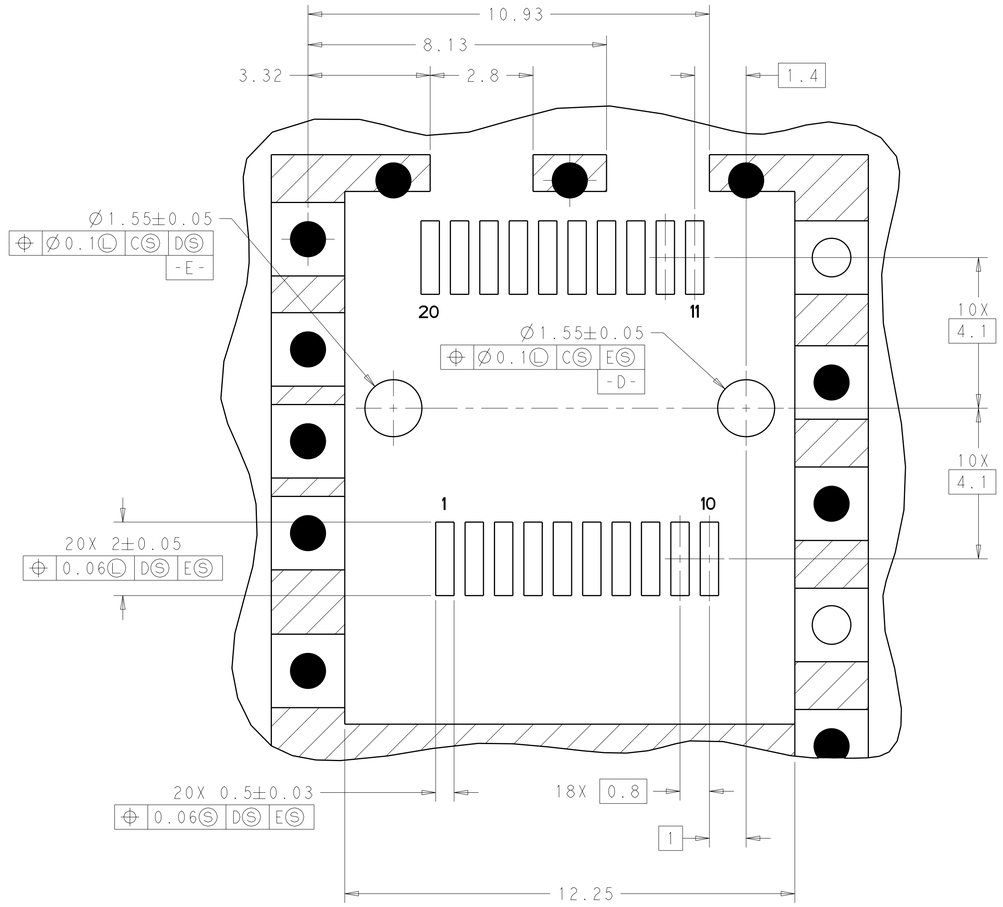

DETAIL J
RECOMMENDED PT CONNECTOR LAYOUT
SCALE 12:1

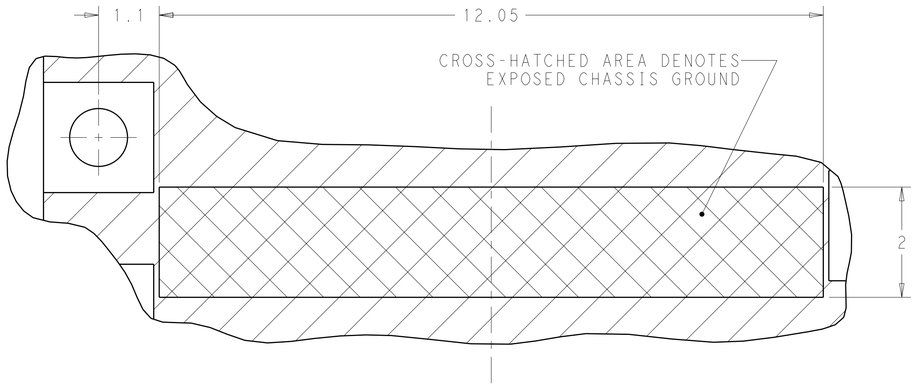

DETAIL K
SCALE 18:1

THIS DRAWING IS A CONTROLLED DOCUMENT FOR TYCO ELECTRONICS CORPORATION. IT IS SUBJECT TO CHANGE AND THE CONTROLLING ENGINEERING ORGANIZATION SHOULD BE CONTACTED FOR THE LATEST REVISION.

DWN	Z.M.REAM	22APR2008
CHK	M.R.SCHMITT	22APR2008
APVD	R.H.WERTZ	22APR2008

DIMENSIONS: mm

TOLERANCES UNLESS OTHERWISE SPECIFIED:
0 PLC ±0.1
1 PLC ±0.1
2 PLC ±0.1
3 PLC ±0.05
4 PLC ±0.05
ANGLES ±

MATERIAL -
FINISH -

PRODUCT SPEC -
APPLICATION SPEC 114-13120
WEIGHT -

Tyco Electronics
Tyco Electronics
Harrisburg, PA 17105-3608

NAME SFP+ EHHANCED CAGE ASSEMBLY
PRESS FIT, EMI GASKET, W/ HEAT SINK

SIZE	CAGE CODE	DRAWING NO	RESTRICTED TO
A1	00779	C-2057085	-

CUSTOMER DRAWING | SCALE 6:1 | SHEET 2 OF 2 | REV A

Компания «ЭлектроПласт» предлагает заключение долгосрочных отношений при поставках импортных электронных компонентов на взаимовыгодных условиях!

Наши преимущества:

- Оперативные поставки широкого спектра электронных компонентов отечественного и импортного производства напрямую от производителей и с крупнейших мировых складов;
- Поставка более 17-ти миллионов наименований электронных компонентов;
- Поставка сложных, дефицитных, либо снятых с производства позиций;
- Оперативные сроки поставки под заказ (от 5 рабочих дней);
- Экспресс доставка в любую точку России;
- Техническая поддержка проекта, помощь в подборе аналогов, поставка прототипов;
- Система менеджмента качества сертифицирована по Международному стандарту ISO 9001;
- Лицензия ФСБ на осуществление работ с использованием сведений, составляющих государственную тайну;
- Поставка специализированных компонентов (Xilinx, Altera, Analog Devices, Intersil, Interpoint, Microsemi, Aeroflex, Peregrine, Syfer, Eurofarad, Texas Instrument, Miteq, Cobham, E2V, MA-COM, Hittite, Mini-Circuits,General Dynamics и др.);

Помимо этого, одним из направлений компании «ЭлектроПласт» является направление «Источники питания». Мы предлагаем Вам помощь Конструкторского отдела:

- Подбор оптимального решения, техническое обоснование при выборе компонента;
- Подбор аналогов;
- Консультации по применению компонента;
- Поставка образцов и прототипов;
- Техническая поддержка проекта;
- Защита от снятия компонента с производства.

Как с нами связаться

Телефон: 8 (812) 309 58 32 (многоканальный)
Факс: 8 (812) 320-02-42
Электронная почта: org@eplast1.ru
Адрес: 198099, г. Санкт-Петербург, ул. Калинина, дом 2, корпус 4, литера А.