

Aluminum Capacitors Power Ultra High Ripple Current Snap-In for Solar

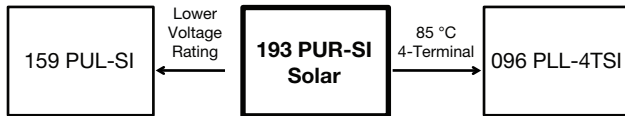


Fig. 1

QUICK REFERENCE DATA	
DESCRIPTION	VALUE
Nominal case size (D x L in mm)	35 x 30 to 35 x 40
Rated capacitance range, C_R	220 μ F to 560 μ F
Tolerance on C_R	$\pm 20\%$
Rated voltage, U_R	500 V
Rated temperature range	- 40 °C to + 50 °C
Category voltage, U_C	450 V
Category temperature range	- 40 °C to + 105 °C
Useful life at U_C , 105 °C, I_R applied	6000 h
Endurance at U_R , 50 °C, no ripple applied	5000 h
Shelf life at 0 V, 105 °C	1000 h
Based on sectional specification	IEC 60384-4/EN130300
Climatic category IEC 60068	40/105/56
Max. RMS value of ripple voltage	12 V

FEATURES

- Specified for 500 V, 50 °C operation
- Long useful life at 450 V, 105 °C
- Long useful life at 500 V, 50 °C with no ripple current applied
- Low ESR, high ripple current capability

APPLICATIONS

- Solar PV inverters
- Industrial motor control
- Power supply

MARKING

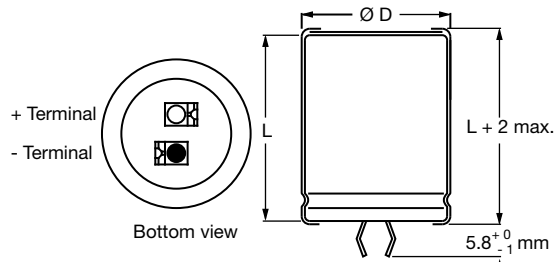
The capacitors are marked (where possible) with the following information:

- Rated capacitance (in μ F)
- Tolerance code on rated capacitance, code letter in accordance with IEC 60062 ($\pm 20\%$)
- Rated voltage (in V)
- Two digit date code, in accordance with IEC 60062
- Name of manufacturer
- Code for factory of origin
- “-” sign to identify the negative terminal, visible from the top and side of the capacitor
- Code number
- Climatic category in accordance with IEC 60068
- “LL” for long life grade

SELECTION CHART FOR C_R , U_R , AND RELEVANT NOMINAL CASE SIZES (\varnothing D x L in mm)					
C_R (μ F)	U_R (V)				
	500				
220	35 x 30	-	-	-	-
330	-	35 x 40	-	-	-
390	-	-	35 x 45	-	-
470	-	-	-	35 x 50	-
560	-	-	-	-	35 x 60

DIMENSIONS in millimeters AND AVAILABLE FORMS

TWO TERMINAL SNAP-IN



The minus terminal can be marked with a black dot or with an imprinted “-” sign.

Fig. 2 - Two terminal snap-in

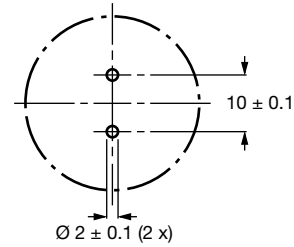


Fig. 3 - Mounting hole diagram

Table 1

DIMENSIONS in millimeters, MASS AND PACKAGING QUANTITIES					
NOMINAL CASE SIZE	$\varnothing D_{\text{max.}}$	$L_{\text{max.}}$	MASS (g)	PACKAGING QUANTITIES (unit per box)	CARDBOARD BOX DIMENSIONS L x W x H
35 x 30	36	32	40	50	390 x 198 x 44
35 x 40	36	42	56	50	390 x 198 x 54
35 x 45	36	47	64	50	390 x 198 x 59
35 x 50	36	52	72	50	390 x 198 x 64
35 x 60	36	62	88	50	390 x 198 x 74

Note

- Other case sizes, terminations and capacitance values available on request.

ELECTRICAL DATA	
SYMBOL	DESCRIPTION
C_R	Rated capacitance at 100 Hz
I_R	Rated RMS ripple current at 100 Hz and 105 °C
I_{L1}	Max. leakage current after 1 min at U_R
ESR	Max. equivalent series resistance at 100 Hz
Z	Max. impedance at 10 kHz

Note

- Unless otherwise specified, all electrical values in Table 2 apply at $T_{\text{amb}} = 20 \text{ °C}$, $P = 86 \text{ kPa}$ to 106 kPa , $RH = 45 \%$ to 75% .

ORDERING EXAMPLE

Electrolytic capacitors 470 $\mu\text{F}/500 \text{ V}$
 Nominal case size: $\varnothing 35 \text{ mm} \times 50 \text{ mm}$
 Ordering code: MAL219390104E3

Table 2

ELECTRICAL DATA AND ORDERING INFORMATION								
U_R (V)	U_C (V)	C_R (μF)	CASE SIZE $\varnothing D \times L$ (mm)	I_R 100 Hz 105 °C (A) ⁽¹⁾	I_L 1 min (mA)	ESR 100 Hz MAX. (m Ω)	Z 10 kHz MAX. (m Ω)	ORDERING CODE
500	450	220	35 x 30	1.35	0.6	900	600	MAL219390101E3
		330	35 x 40	1.74	0.9	600	400	MAL219390102E3
		390	35 x 45	1.94	1.1	500	350	MAL219390103E3
		470	35 x 50	2.18	1.3	450	300	MAL219390104E3
		560	35 x 60	2.52	1.5	350	250	MAL219390105E3

Note

- ⁽¹⁾ At $U_{\text{max.}} \leq U_C$



ADDITIONAL ELECTRICAL DATA		
PARAMETER	CONDITIONS	VALUE
Voltage		
Surge voltage		$U_s = 1.1 \times U_C$
Reverse voltage		$U_{rev} \leq 1 \text{ V}$
RMS value of ripple voltage		$U_{RPL} \leq 12 \text{ V}$
Current		
Leakage current	After 1 min at U_R	$I_{L1} \leq 0.006 C_R \times U_C$
	After 5 min at U_R	$I_{L5} \leq 0.002 C_R \times U_C$
Inductance		
Equivalent series inductance (ESL)	All case sizes	ca. 20 nH

Table 3

TEST PROCEDURES AND REQUIREMENTS			
TEST		PROCEDURE (quick reference)	REQUIREMENTS
NAME OF TEST	REFERENCE		
Endurance	IEC 60384-4/ EN130301 subclause 4.13	$T_{amb} = 50 \text{ °C}$; $U_R = 500 \text{ V}$ applied; 5000 h	$\Delta C/C: \pm 15 \%$ $ESR \leq 1.5 \times \text{spec. limit}$ $Z \leq 2 \times \text{spec. limit}$ $I_{L5} \leq \text{spec. limit}$
Useful life	EN130301 subclause 1.8.1	$T_{amb} = 105 \text{ °C}$; U_C and I_R applied; 6000 h	$\Delta C/C: \pm 30 \%$ $ESR \leq 3 \times \text{spec. limit}$ $Z \leq 3 \times \text{spec. limit}$ $I_{L5} \leq \text{spec. limit}$ no short or open circuit, no visible damage total failure percentage $\leq 1 \%$
Shelf life (storage at high temperature)	IEC 60384-4/ EN130300 subclause 4.17	$T_{amb} = 105 \text{ °C}$; no voltage applied; 1000 h after test: U_C to be applied for 30 min, 24 h to 48 h before measurement	$\Delta C/C: \pm 15 \%$ $ESR \leq 1.5 \times \text{spec. limit}$ $I_{L5} \leq 2 \times \text{spec. limit}$



Disclaimer

ALL PRODUCT, PRODUCT SPECIFICATIONS AND DATA ARE SUBJECT TO CHANGE WITHOUT NOTICE TO IMPROVE RELIABILITY, FUNCTION OR DESIGN OR OTHERWISE.

Vishay Intertechnology, Inc., its affiliates, agents, and employees, and all persons acting on its or their behalf (collectively, "Vishay"), disclaim any and all liability for any errors, inaccuracies or incompleteness contained in any datasheet or in any other disclosure relating to any product.

Vishay makes no warranty, representation or guarantee regarding the suitability of the products for any particular purpose or the continuing production of any product. To the maximum extent permitted by applicable law, Vishay disclaims (i) any and all liability arising out of the application or use of any product, (ii) any and all liability, including without limitation special, consequential or incidental damages, and (iii) any and all implied warranties, including warranties of fitness for particular purpose, non-infringement and merchantability.

Statements regarding the suitability of products for certain types of applications are based on Vishay's knowledge of typical requirements that are often placed on Vishay products in generic applications. Such statements are not binding statements about the suitability of products for a particular application. It is the customer's responsibility to validate that a particular product with the properties described in the product specification is suitable for use in a particular application. Parameters provided in datasheets and/or specifications may vary in different applications and performance may vary over time. All operating parameters, including typical parameters, must be validated for each customer application by the customer's technical experts. Product specifications do not expand or otherwise modify Vishay's terms and conditions of purchase, including but not limited to the warranty expressed therein.

Except as expressly indicated in writing, Vishay products are not designed for use in medical, life-saving, or life-sustaining applications or for any other application in which the failure of the Vishay product could result in personal injury or death. Customers using or selling Vishay products not expressly indicated for use in such applications do so at their own risk. Please contact authorized Vishay personnel to obtain written terms and conditions regarding products designed for such applications.

No license, express or implied, by estoppel or otherwise, to any intellectual property rights is granted by this document or by any conduct of Vishay. Product names and markings noted herein may be trademarks of their respective owners.

Material Category Policy

Vishay Intertechnology, Inc. hereby certifies that all its products that are identified as RoHS-Compliant fulfill the definitions and restrictions defined under Directive 2011/65/EU of The European Parliament and of the Council of June 8, 2011 on the restriction of the use of certain hazardous substances in electrical and electronic equipment (EEE) - recast, unless otherwise specified as non-compliant.

Please note that some Vishay documentation may still make reference to RoHS Directive 2002/95/EC. We confirm that all the products identified as being compliant to Directive 2002/95/EC conform to Directive 2011/65/EU.

Vishay Intertechnology, Inc. hereby certifies that all its products that are identified as Halogen-Free follow Halogen-Free requirements as per JEDEC JS709A standards. Please note that some Vishay documentation may still make reference to the IEC 61249-2-21 definition. We confirm that all the products identified as being compliant to IEC 61249-2-21 conform to JEDEC JS709A standards.



Компания «ЭлектроПласт» предлагает заключение долгосрочных отношений при поставках импортных электронных компонентов на взаимовыгодных условиях!

Наши преимущества:

- Оперативные поставки широкого спектра электронных компонентов отечественного и импортного производства напрямую от производителей и с крупнейших мировых складов;
- Поставка более 17-ти миллионов наименований электронных компонентов;
- Поставка сложных, дефицитных, либо снятых с производства позиций;
- Оперативные сроки поставки под заказ (от 5 рабочих дней);
- Экспресс доставка в любую точку России;
- Техническая поддержка проекта, помощь в подборе аналогов, поставка прототипов;
- Система менеджмента качества сертифицирована по Международному стандарту ISO 9001;
- Лицензия ФСБ на осуществление работ с использованием сведений, составляющих государственную тайну;
- Поставка специализированных компонентов (Xilinx, Altera, Analog Devices, Intersil, Interpoint, Microsemi, Aeroflex, Peregrine, Syfer, Eurofarad, Texas Instrument, Miteq, Cobham, E2V, MA-COM, Hittite, Mini-Circuits, General Dynamics и др.);

Помимо этого, одним из направлений компании «ЭлектроПласт» является направление «Источники питания». Мы предлагаем Вам помощь Конструкторского отдела:

- Подбор оптимального решения, техническое обоснование при выборе компонента;
- Подбор аналогов;
- Консультации по применению компонента;
- Поставка образцов и прототипов;
- Техническая поддержка проекта;
- Защита от снятия компонента с производства.



Как с нами связаться

Телефон: 8 (812) 309 58 32 (многоканальный)

Факс: 8 (812) 320-02-42

Электронная почта: org@eplast1.ru

Адрес: 198099, г. Санкт-Петербург, ул. Калинина, дом 2, корпус 4, литера А.