

# SERIES D16, P16, L16 SWITCHES

## PUSHBUTTON SWITCHES - ILLUMINATED

TACT SWITCHES

NAVIGATION SWITCHES

PUSHBUTTON SWITCHES

TOGGLE SWITCHES

ROCKER SWITCHES

SLIDE SWITCHES

SNAP-ACTION SWITCHES

DIP SWITCHES

KEYLOCK SWITCHES

ROTARY SWITCHES

DETECTOR SWITCHES

CAP OPTIONS



### SPECIFICATIONS

|                               |   |
|-------------------------------|---|
| Contact Rating:               | 5A@250 VAC-UL, VDE<br>8A@125 VAC - UL, CSA<br>6A@24 VDC - UL, CSA |
| Life Expectancy (Mechanical): | 100,000 cycles  |
| Life Expectancy (Electrical): | 50,000 cycles   |
| Contact Resistance:           | 100mΩ max. typical; initial @ 2-4 VDC                             |
| Insulation Resistance:        | > 1,000MΩ   |
| Dielectric Strength:          | > 1,500 volts 1 minute<br>> 3,000 volts between poles             |
| Actuation Force:              | 300g/pole   |
| Operating Temperature:        | -20°C to 55°C   |

### FEATURES & BENEFITS

- ▶ Modular interface/contact block design
- ▶ Robust product for industrial applications
- ▶ Attractive front panel design
- ▶ Illuminated options available

### APPLICATIONS/MARKETS

- ▶ Industrial controls
- ▶ Instrumentation
- ▶ Transportation
- ▶ Telecommunications

### MATERIALS

|                  |                            |
|------------------|----------------------------|
| Switch Housing:  | Polyetherimide (PEI)       |
| Contact Housing: | Diallyl Phthalate (DAP)    |
| Lens:            | Polycarbonate (PC)         |
| Contacts:        | Silver plated copper alloy |
| Terminals:       | Silver plated copper alloy |

### HOW TO ORDER

| SERIES  | MECHANICAL CONFIGURATION   | PUSHBUTTON HEAD  | CIRCUIT  | LAMP TYPE & VOLTAGE   | LAMP COLOR (WHERE APPLICABLE)  | LENS COLOR |
|---|--|--|--|---|--|------------|
| D16 = Solder Lug<br><br>P16 = Socket<br><br>L16 = Pilot Indicator | EE = Latching<br><br>OA = Momentary<br><br>PL* = Pilot Indicator<br><br>*For L16 (Pilot Indicator) | S1<br>S2<br>T1<br>T2<br>R*<br>R1<br><br>*R (Mushroom Head) Available for D16 & P16 Only. | 0* = Pilot Ind.<br>1**= SPDT<br>2 = DPDT<br>3 = 3PDT<br>4 = 4PDT<br><br>*For L16 only (Pilot Indicator)<br>**P16 available SPDT only | 0 = None<br>A<br>B<br>C<br>F  -----  Red<br>G  -----  Grn<br><br>H  -----  Red<br>J  -----  Grn<br>K  -----  Yel<br><br>M<br>N<br>L<br>D<br>E | RED= Red<br>GRN= Green<br>BLU= Blue*<br>WHT= White*<br>ORG= Orange*<br>YEL= Yellow*<br><br>*Not Available For 'R' Mushroom Head. |            |

▶ ▶ ▶ **Example Ordering Number**  
D16-EE-R1-3-A-BLU

Specifications subject to change without notice.



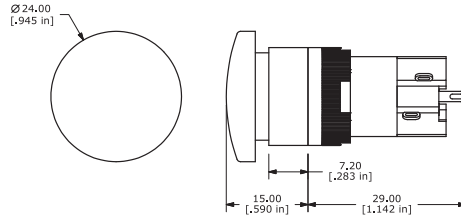
# SERIES D16 SWITCHES

## PUSHBUTTON SWITCHES - ILLUMINATED

### D16 (SOLDER LUG)

R

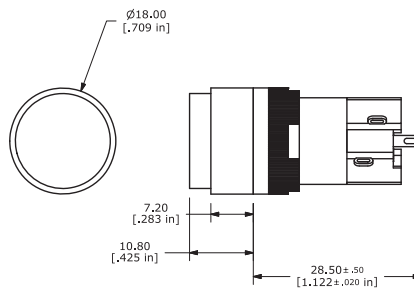
MUSHROOM



### D16 (SOLDER LUG)

R1

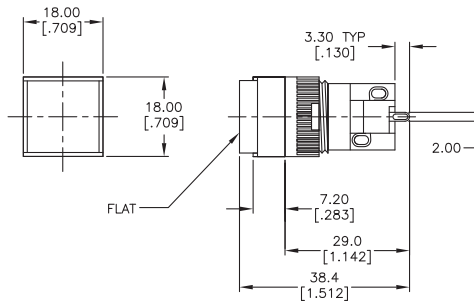
ROUND



### D16 (SOLDER LUG)

S1

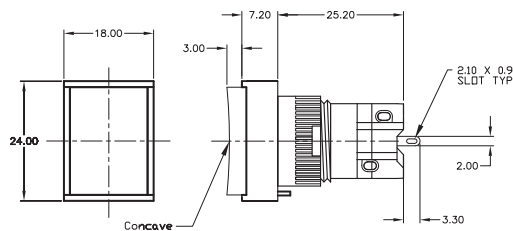
SQUARE



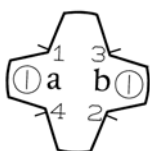
### D16 (SOLDER LUG)

T1

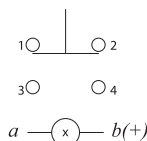
RECTANGULAR



### BOTTOM VIEW



### SCHEMATIC



### MOUNTING LENGTH

|      | Mounting Length (A) |
|------|---------------------|
| SPDT | 29.0 mm             |
| DPDT | 36.5 mm             |
| 3PDT | 44.0 mm             |
| 4PDT | 51.5 mm             |

# SERIES P16 SWITCHES

## PUSHBUTTON SWITCHES - ILLUMINATED

TACT SWITCHES

NAVIGATION SWITCHES

PUSHBUTTON SWITCHES

TOGGLE SWITCHES

ROCKER SWITCHES

SLIDE SWITCHES

SNAP-ACTION SWITCHES

DIP SWITCHES

KEYLOCK SWITCHES

ROTARY SWITCHES

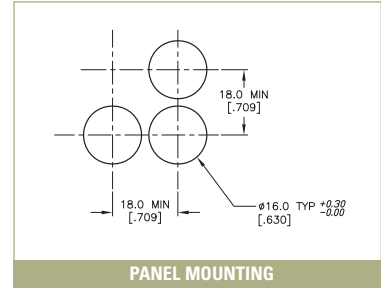
DETECTOR SWITCHES

CAP OPTIONS

### P16 (SOCKET)

R

MUSHROOM

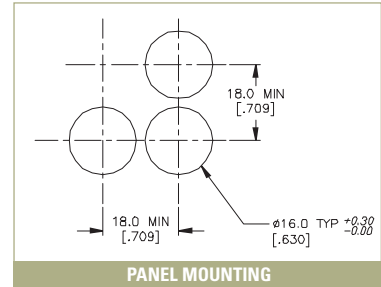


PANEL MOUNTING

### P16 (SOCKET)

R1

ROUND

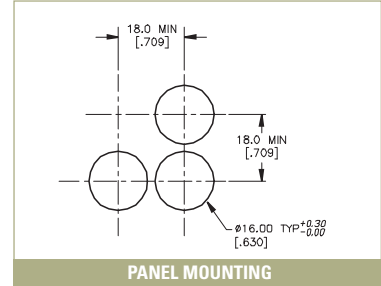
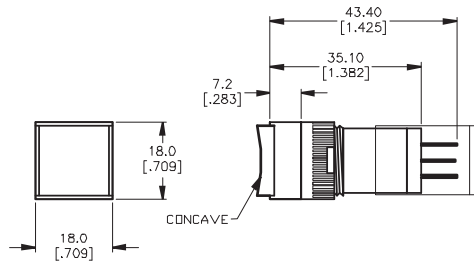


PANEL MOUNTING

### P16 (SOCKET)

S1

SQUARE

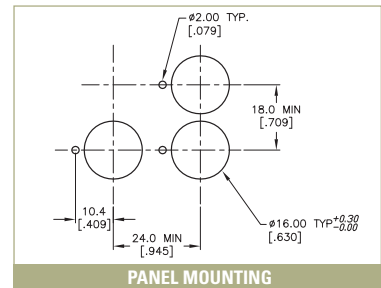


PANEL MOUNTING

### P16 (SOCKET)

T1

RECTANGULAR



PANEL MOUNTING

BOTTOM VIEW



SCHEMATIC





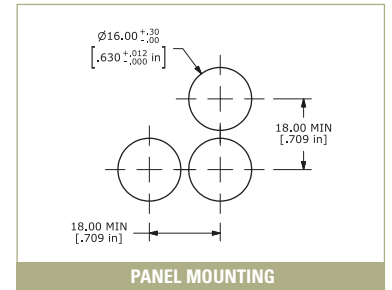
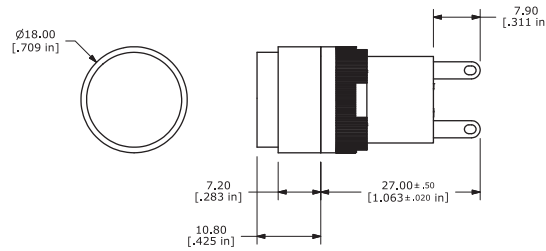
# SERIES L16 SWITCHES

## PUSHBUTTON SWITCHES - ILLUMINATED

### L16 (PILOT INDICATOR)

R1

ROUND



PANEL MOUNTING

### L16 (PILOT INDICATOR)

S1

SQUARE

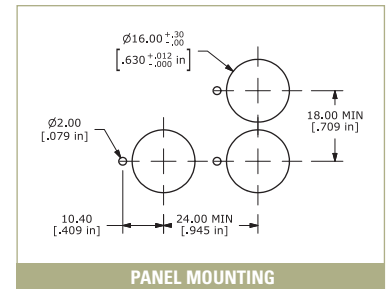


PANEL MOUNTING

### L16 (PILOT INDICATOR)

T1

RECTANGULAR



PANEL MOUNTING

#### BOTTOM VIEW



#### SCHEMATIC



# SERIES D16, P16, L16 SWITCHES

## PUSHBUTTON SWITCHES - ILLUMINATED

TACT SWITCHES

NAVIGATION SWITCHES

PUSHBUTTON SWITCHES

TOGGLE SWITCHES

ROCKER SWITCHES

SLIDE SWITCHES

SNAP-ACTION SWITCHES

DIP SWITCHES

KEYLOCK SWITCHES

ROTARY SWITCHES

DETECTOR SWITCHES

CAP OPTIONS

### MECHANICAL CONFIGURATION & CIRCUIT OPTIONS

#### 0 PILOT INDICATOR

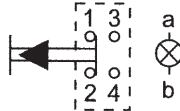
Available 'L16' Pilot Indicator Type



SCHEMATIC

#### 1 SPDT\*\*

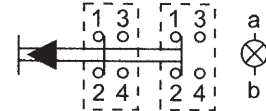
Available for 'P16' Socket Type and 'D16' Solder Lug



SCHEMATIC

#### 2 DPDT

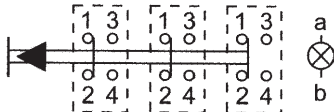
Available for 'D16' Solder Lug



SCHEMATIC

#### 3 3PDT

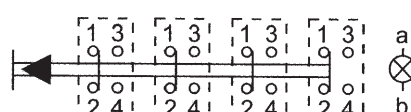
Available for 'D16' Solder Lug



SCHEMATIC

#### 4 4PDT

Available for 'D16' Solder Lug



SCHEMATIC

#### Mechanical Configuration Code

|    |                  |
|----|------------------|
| EE | Latching         |
| OA | Momentary        |
| PL | Pilot Indicator* |

\*L16' Series only

### LAMP TYPE & VOLTAGE OPTIONS

| ILLUSTRATION       | CATEGORY               | DESCRIPTION                         | COLOR          | PART NO.                            |
|--------------------|------------------------|-------------------------------------|----------------|-------------------------------------|
|                    | Incandescent           | A = 6V AC/DC 200 mA                 | Not Applicable | 50-004-02                           |
|                    |                        | B = 14V AC/DC 80 mA                 |                | 50-004-04                           |
|                    |                        | C = 28V AC/DC 40 mA                 |                | 50-004-05                           |
|                    |                        | D = 48V AC/DC 25 mA                 |                | 50-004-06                           |
|                    |                        | E = 60V AC/DC 20 mA                 |                | 50-004-07                           |
|                    |                        | L = 33V AC/DC 35 mA                 |                | 50-004-08                           |
|                    |                        | N = 14V AC/DC 40 mA                 |                | 50-004-03                           |
| M = 6V AC/DC 40 mA | 50-004-01              |                                     |                |                                     |
|                    | Neon                   | F = 110V AC                         | green<br>red   | 50-004-11<br>50-004-12              |
|                    |                        | G = 220V AC                         | green<br>red   | 50-004-13<br>50-004-14              |
|                    |                        |                                     | LED            | H = 6V DC                           |
| J = 12V DC         | green<br>red<br>yellow | 50-004-19<br>50-004-20<br>50-004-21 |                |                                     |
|                    | K = 24V DC             | green<br>red<br>yellow              |                | 50-004-22<br>50-004-23<br>50-004-24 |



| ILLUSTRATION  |  | STYLE         | SHAPE   | COLOR   | PART NO.   |
|---|--|---------------|---------|---|--|
|    | Available<br>Color Lens<br>(Acrylic Resin) | Round         | Concave | blue<br>green<br>orange<br>red<br>white<br>yellow | 50-001-01<br>50-001-02<br>50-001-03<br>50-001-04<br>50-001-05<br>50-001-06 |
|    |  | Rectangular   | Concave | blue<br>green<br>orange<br>red<br>white<br>yellow | 50-002-01<br>50-002-02<br>50-002-03<br>50-002-04<br>50-002-05<br>50-002-06 |
|    |  | Square        | Concave | blue<br>green<br>orange<br>red<br>white<br>yellow | 50-003-01<br>50-003-02<br>50-003-03<br>50-003-04<br>50-003-05<br>50-003-06 |
|  |  | Mushroom Head | Convex  | green<br>red                                      | 50-012-01<br>50-012-02   |
|  |  | Round         | Flat    | blue<br>green<br>orange<br>red<br>white<br>yellow | 50-001-11<br>50-001-12<br>50-001-13<br>50-001-14<br>50-001-15<br>50-001-16 |
|  |  | Rectangular   | Flat    | blue<br>green<br>orange<br>red<br>white<br>yellow | 50-002-11<br>50-002-12<br>50-002-13<br>50-002-14<br>50-002-15<br>50-002-16 |
|  |  | Square        | Flat    | blue<br>green<br>orange<br>red<br>white<br>yellow | 50-003-11<br>50-003-12<br>50-003-13<br>50-003-14<br>50-003-15<br>50-003-16 |

TACT SWITCHES

NAVIGATION SWITCHES

PUSHBUTTON SWITCHES

TOGGLE SWITCHES

ROCKER SWITCHES

SLIDE SWITCHES

SNAP-ACTION SWITCHES

DIP SWITCHES

KEYLOCK SWITCHES

ROTARY SWITCHES

DETECTOR SWITCHES

CAP OPTIONS

# SERIES D16, P16, L16 SWITCHES

## PUSHBUTTON SWITCHES - ILLUMINATED

TACT SWITCHES

NAVIGATION SWITCHES

PUSHBUTTON SWITCHES

TOGGLE SWITCHES

ROCKER SWITCHES

SLIDE SWITCHES

SNAP-ACTION SWITCHES

DIP SWITCHES

KEYLOCK SWITCHES

ROTARY SWITCHES

DETECTOR SWITCHES

CAP OPTIONS

| ILLUSTRATION  | CATEGORY  | DESCRIPTION   | PART NO.   |
|---|---|---|--|
|    | Lamp Extractor<br>* Also available for LA Series  | Lamp removing tool  | 50-005-01  |
|    | Blanking Plate Block                              | PVC stopper to stuff the superfluous hole of the panel board  | 50-013-01  |
|    | Connector<br>* Also available for LA Series       | Insulation Socket<br>2.8 x 0.5 mm   | 50-014-01  |
|   | PCB Mounting Socket                               |    | 50-015-01  |
|  | Mounting Wrench<br>* Also available for LA Series | Use this for tightening the switch in the mounting hole   | 50-006-01  |
|  | Lens Removing Tool                                | Use this for replacing the fitted color lens  | 50-007-01  |
|  | Spray Cover                                       | Meets requirement of IP65, two pieces of transparent plastic, rectangular head  | 50-010-01  |
|  | Protection Cap                                    | To avoid faulty operation, housing for locking, transparent<br>For square head (90°)<br>For square head (180°)<br>For rectangular head (90°)<br>For rectangular head (180°) | 50-011-01<br>50-011-11<br>50-011-02<br>50-011-12 |



Компания «ЭлектроПласт» предлагает заключение долгосрочных отношений при поставках импортных электронных компонентов на взаимовыгодных условиях!

Наши преимущества:

- Оперативные поставки широкого спектра электронных компонентов отечественного и импортного производства напрямую от производителей и с крупнейших мировых складов;
- Поставка более 17-ти миллионов наименований электронных компонентов;
- Поставка сложных, дефицитных, либо снятых с производства позиций;
- Оперативные сроки поставки под заказ (от 5 рабочих дней);
- Экспресс доставка в любую точку России;
- Техническая поддержка проекта, помощь в подборе аналогов, поставка прототипов;
- Система менеджмента качества сертифицирована по Международному стандарту ISO 9001;
- Лицензия ФСБ на осуществление работ с использованием сведений, составляющих государственную тайну;
- Поставка специализированных компонентов (Xilinx, Altera, Analog Devices, Intersil, Interpoint, Microsemi, Aeroflex, Peregrine, Syfer, Eurofarad, Texas Instrument, Miteq, Cobham, E2V, MA-COM, Hittite, Mini-Circuits, General Dynamics и др.);

Помимо этого, одним из направлений компании «ЭлектроПласт» является направление «Источники питания». Мы предлагаем Вам помощь Конструкторского отдела:

- Подбор оптимального решения, техническое обоснование при выборе компонента;
- Подбор аналогов;
- Консультации по применению компонента;
- Поставка образцов и прототипов;
- Техническая поддержка проекта;
- Защита от снятия компонента с производства.



#### Как с нами связаться

**Телефон:** 8 (812) 309 58 32 (многоканальный)

**Факс:** 8 (812) 320-02-42

**Электронная почта:** [org@eplast1.ru](mailto:org@eplast1.ru)

**Адрес:** 198099, г. Санкт-Петербург, ул. Калинина, дом 2, корпус 4, литера А.