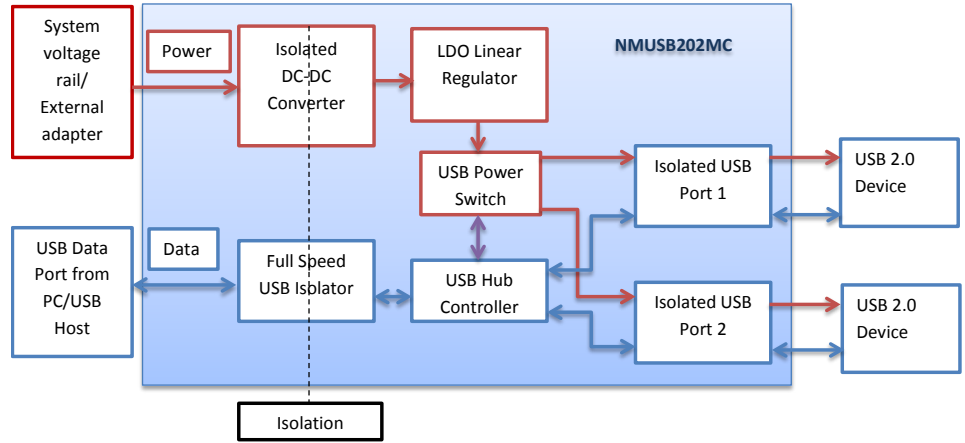


FEATURES

- Isolated dual powered USB 2.0 compliant
- Surface mount module
- One upstream port, two isolated downstream ports
- Automatic switching between low (1.5Mbps) and full speed (12Mbps)
- Full 500mA available from isolated ports
- 3kVAC Isolation Voltage 'Hi Pot Test'
- UL60950 recognition pending
- Medical recognition ANSI/AAMI ES60601-1 pending (2 x MOOPs)
- Industrial temperature range -40°C to +85°C
- Short Circuit/overload protected USB ports
- Power surge notification
- Patents Pending
- 3D Model available



SELECTION GUIDE

Order Code¹

NMUSB202MC

PRODUCT OVERVIEW

The NMUSB202MC is a surface mount module which conveniently provides dual port USB data isolation from a single upstream port with full power (500mA) available from each downstream port. Isolation provides effective breaking of ground loops and immunity to EMI in harsh environments as found in industrial and medical applications. Full speed (12Mbps) and low speed (1.5Mbps) are supported with automatic switching. Input power of 5V is provided by an external 'adapter' or system voltage rail.



1. Components are supplied in tape and reel packaging, please refer to package specification section. Orderable part numbers are NMUSB202MC-R7 (23 pieces per reel), or NMUSB202MC-R13 (92 pieces per reel).

All specifications typical at TA=25°C, nominal input voltage and rated output current unless otherwise specified.

DC-DC CHARACTERISTICS

INPUT CHARACTERISTICS

Parameter	Conditions	Min.	Typ.	Max.	Units
Voltage range	Continuous operation	4.5	5	5.5	V
Current (hub inactive)	5V input		70		mA
Current (hub active) 0% load	5V input		110		mA
Current 100% load	5V input		1.3		A
Input reflected ripple current	5V input		31		mA(rms)

OUTPUT CHARACTERISTICS

Parameter	Conditions	Min.	Typ.	Max.	Units
Downstream voltages	5V output	4.75	5	5.25	V
Transient response	Peak deviation (0-50-0% & 50-100-50% swing)	-5		+3	%V _{out}
	Settling time	40		400	µs

MODULE CHARACTERISTICS

TEMPERATURE CHARACTERISTICS

Parameter	Conditions	Min.	Typ.	Max.	Units
Operation	See derating curve	-40		85	°C
Storage		-50		105	
Product temperature rise above ambient	100% Load, Nom V _{IN} , Still Air (measured on transformer core)		31	37	

ISOLATION CHARACTERISTICS

Parameter	Conditions	Min.	Typ.	Max.	Units
Isolation test voltage	Flash tested for 1 second	3000			VAC
Resistance	Viso = 1kVDC	20			GΩ

GENERAL CHARACTERISTICS

Parameter	Conditions	Min.	Typ.	Max.	Units
Leakage current	250 VAC 50Hz	1.31		1.35	µA
Common mode transient immunity					
ESD rating	Rated on model		2000		V
MTTF	Calculated using MIL-HDBK-217 FN2 calculation model with nominal input voltage at full load, 25°C ambient temperature		600		kHrs
	Calculated using Telecordia SR-332 calculation model with nominal input voltage at full load, 25°C ambient temperature		3300		kHrs

ABSOLUTE MAXIMUM RATINGS

Parameter	Conditions	Value
Short-circuit protection	Downstream USB 5V	Continuous
Input voltage	Upstream USB 5V supply	5.5V

TECHNICAL NOTES

ISOLATION VOLTAGE

'Hi Pot Test', 'Flash Tested', 'Withstand Voltage', 'Proof Voltage', 'Dielectric Withstand Voltage' & 'Isolation Test Voltage' are all terms that relate to the same thing, a test voltage, applied for a specified time, across a component designed to provide electrical isolation, to verify the integrity of that isolation.

Murata Power Solutions NMUSB202MC data isolator is 100% production tested at its stated isolation voltage. This is 3kVAC for 1 second.

The NMUSB202MC series is pending recognition by Underwriters Laboratory for 250 Vrms reinforced insulation.

REPEATED HIGH-VOLTAGE ISOLATION TESTING

It is well known that repeated high-voltage isolation testing of a barrier component can actually degrade isolation capability, to a lesser or greater degree depending on materials, construction and environment. We therefore strongly advise against repeated high voltage isolation testing, but if it is absolutely required, that the voltage be reduced by 20% from specified test voltage.

SAFETY APPROVAL

ANSI/AAMI ES60601-1

The NMUSB202MC series is pending recognition ANSI/AAMI ES60601-1 and provides 2 MOOP (means of operator protection) based upon a working voltage of 250 Vrms max., between Primary and Secondary.

UL 60950

The NMUSB202MC series is pending recognition by Underwriters Laboratory (UL) to UL 60950 for reinforced insulation to a working voltage of 250Vrms.

FUSING

The NMUSB202MC Series of converters are not internally fused so to meet the requirements of UL an anti-surge input line fuse should always be used with ratings as defined below.

NMUSB202MC - 2.5A

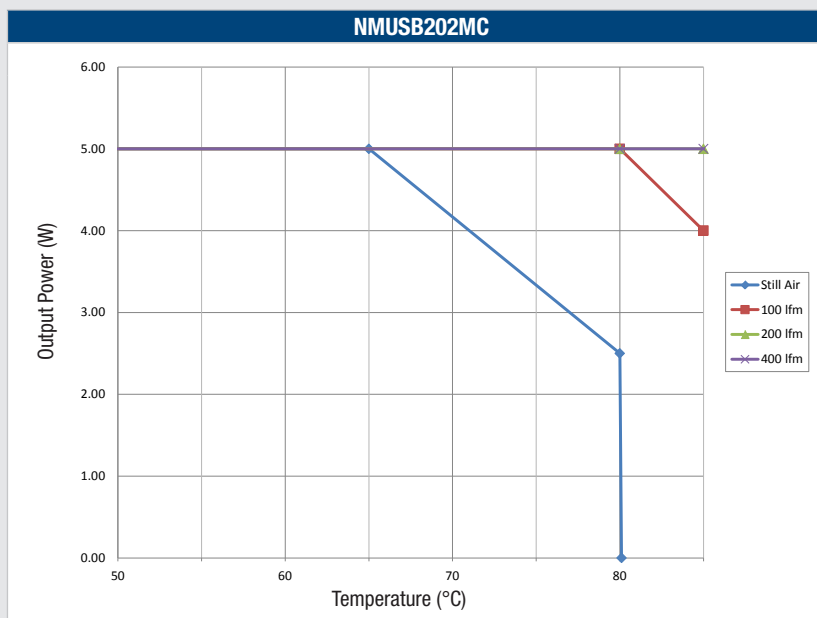
All fuses should be UL recognized and rated to at least the maximum allowable DC input voltage.

RoHS COMPLIANCE, MSL AND PSL INFORMATION

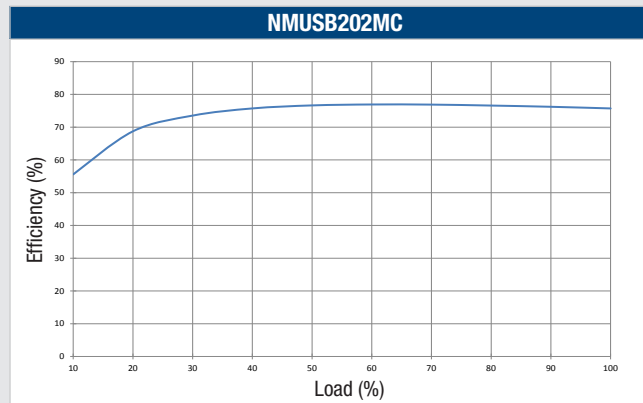


NMUSB202MC is compatible with RoHS soldering systems with a peak reflow solder temperature of 245°C as per J-STD-020D.1. The pin termination finish on this product series is Gold with Nickel Pre-plate. The series is backward compatible with Sn/Pb soldering systems. The product has a Moisture Sensitivity Level (MSL) 3.

TEMPERATURE DERATING GRAPH



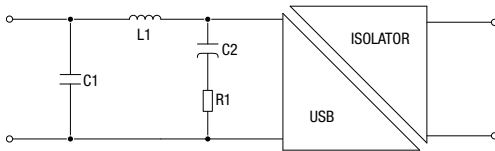
EFFICIENCY GRAPH



EMC FILTERING AND SPECTRA

FILTERING

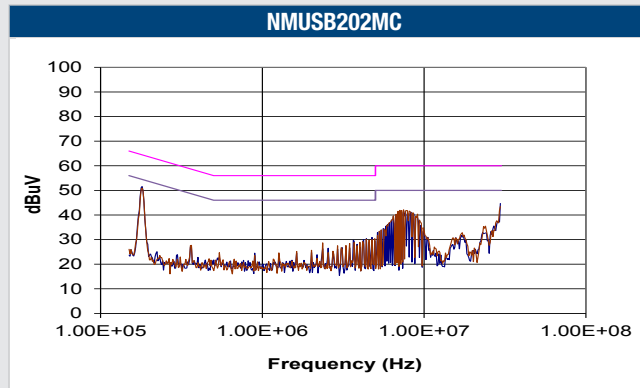
The following filter circuit and filter table shows the input filters typically required to meet EN55022 Quasi-Peak Curve A or B.



- C1** Ceramic capacitor
- C2** Electrolytic capacitor

TO MEET CURVE B

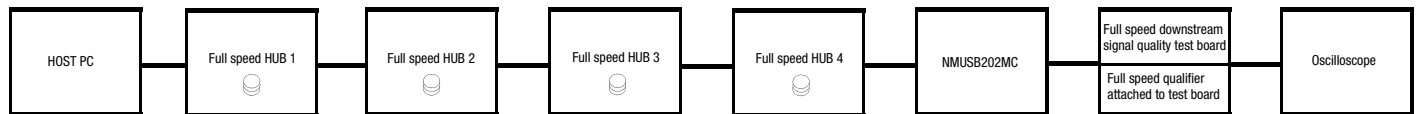
Part Number	C1	L1	C2	R1
NMUSB202MC	10 μ F	10 μ H	470 μ F	0.5 Ω



APPLICATION NOTES

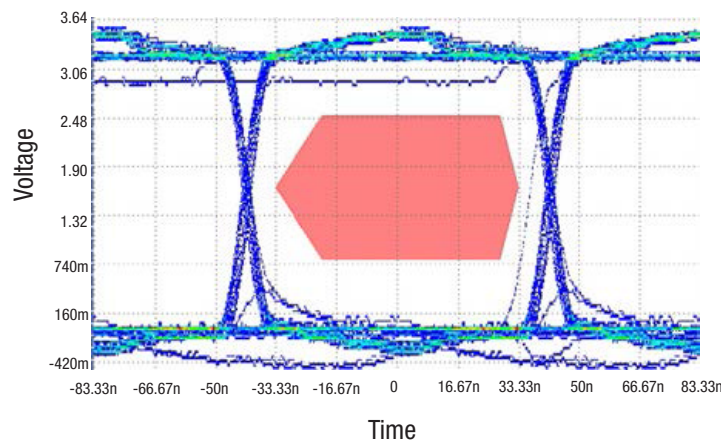
NMUSB202MC is equivalent to one USB hub for dynamic characteristics, verified by the setup in the figure below for worst case USB specification of 5 cascaded hubs. The host PC counts as one hub.

Equipment	Use
Tektronix DPO5034B Scope	Signal Qualification
Scope Firmware 7.2.0 Build 4	
TekExpress USB2 1.0.0.65	
Framework version 3.0.1.51	
Tektronix TPP0500 500MHZ 300V CATII 3.9pF probes	
Thurlby PL320	Power Supply for NMUSB202MC
HP Elite Desk 800G F6X32ET~ABU	Remote From
HP Compaq DC5800	Remote Into
Keithley 2000 DMM	Vin Measurement
Keithley 2000 DMM	Iin Measurement
Pro Signal PS11116 5M Certified USB cables	USB Cabling
Newlink USB 4-Port Hubs	USB Hubs
Integral "Splash Black" USB flash drive (8GB)	Full Speed Qualifier
HP 672652-001	Mouse for Port 1
Logitech 810-003656	Mouse for Port 2
TektronixUSB test fixture TDSUSBF	Test Fixture



Typical Eye Diagram:

The 'eye' diagram is an indication of adequate data quality after the worst case of five cascaded USB hubs.

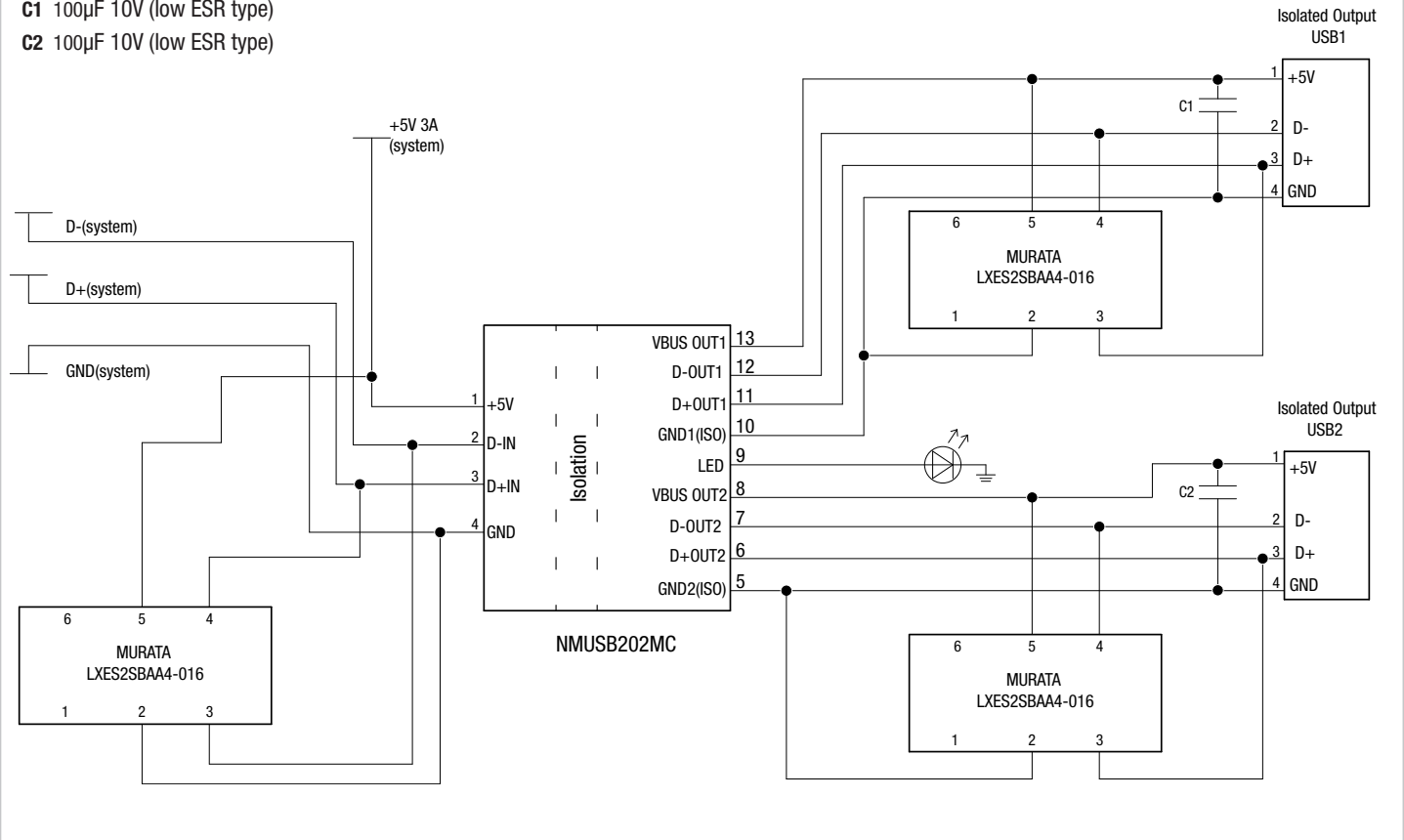


APPLICATION NOTES

Typical Implementation:

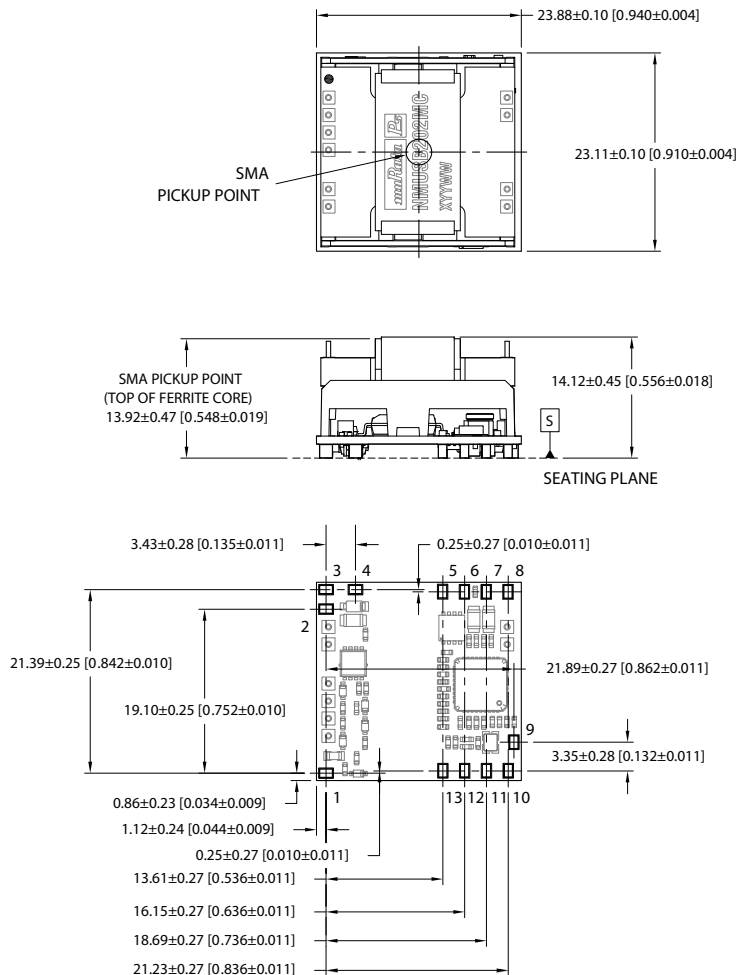
C1 100µF 10V (low ESR type)

C2 100µF 10V (low ESR type)



PACKAGE SPECIFICATIONS

MECHANICAL DIMENSIONS



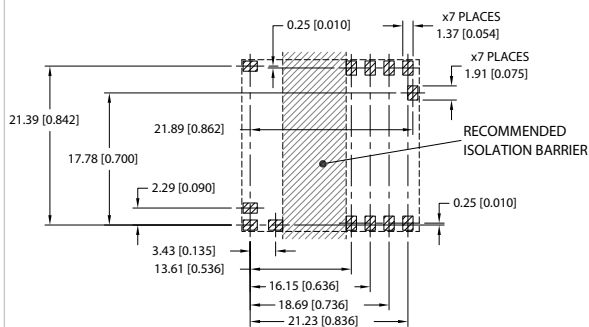
All dimensions in mm (inches), Controlling dimensions is mm.

Weight: 11 g

PIN CONNECTIONS

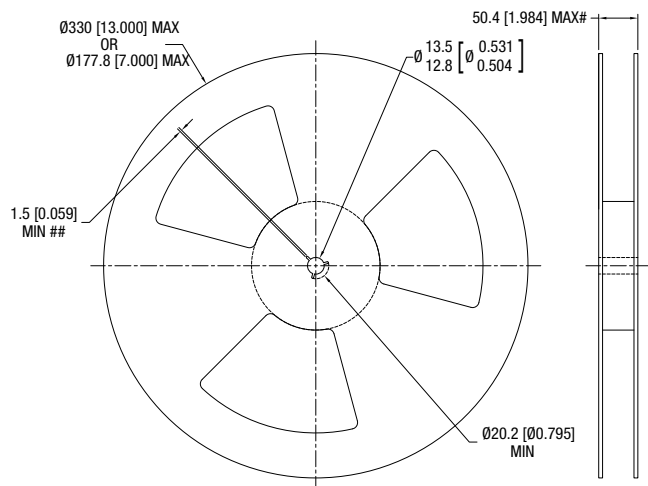
Pin	Function
1	+5V (UPSTREAM)
2	D-IN
3	D+IN
4	GND (UPSTREAM)
5	GND2 (DOWNSTREAM)
6	D+OUT2
7	D-OUT2
8	VBUS OUT2
9	LED PIN
10	GND1 (DOWNSTREAM)
11	D+OUT1
12	D-OUT1
13	VBUS OUT1

RECOMMENDED FOOTPRINT DETAILS



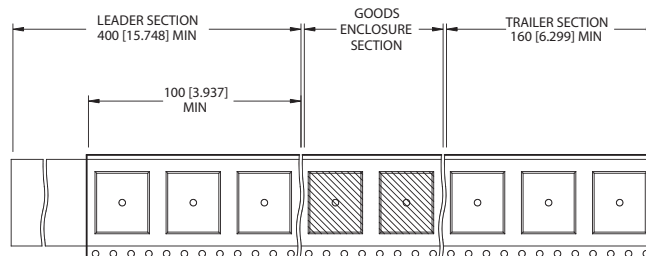
TAPE & REEL SPECIFICATIONS

REEL OUTLINE DIMENSIONS



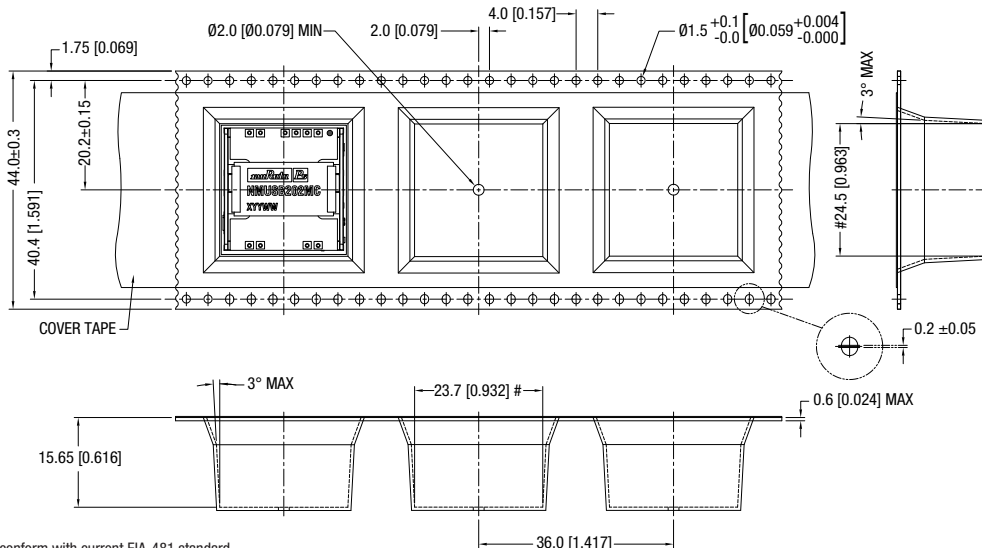
Tape & Reel specifications shall conform with current EIA-481 standard
 Unless otherwise stated all dimensions in mm(inches)
 Controlling dimension is mm
 # Measured at hub
 ## Six equi-spaced slots on 180mm/7" reel

REEL PACKAGING DETAILS



Carrier tape pockets shown are illustrative only - Refer to carrier tape diagram for actual pocket details.
 Reel Quantity: 7" - 23 or 13" - 92

TAPE OUTLINE DIMENSIONS



Tape & Reel specifications shall conform with current EIA-481 standard
 Unless otherwise stated all dimensions in mm(inches) ±0.1mm (±0.004 Inches)
 Controlling dimension is mm
 Components shall be orientated within the carrier tape as indicated
 # Measured on a plane 0.3mm above the bottom pocket

Murata Power Solutions, Inc.
 11 Cabot Boulevard, Mansfield, MA 02048-1151 U.S.A.
 ISO 9001 and 14001 REGISTERED



This product is subject to the following **operating requirements** and the **Life and Safety Critical Application Sales Policy**:
 Refer to: <http://www.murata-ps.com/requirements/>

Murata Power Solutions, Inc. makes no representation that the use of its products in the circuits described herein, or the use of other technical information contained herein, will not infringe upon existing or future patent rights. The descriptions contained herein do not imply the granting of licenses to make, use, or sell equipment constructed in accordance therewith. Specifications are subject to change without notice.
 © 2015 Murata Power Solutions, Inc.



Компания «ЭлектроПласт» предлагает заключение долгосрочных отношений при поставках импортных электронных компонентов на взаимовыгодных условиях!

Наши преимущества:

- Оперативные поставки широкого спектра электронных компонентов отечественного и импортного производства напрямую от производителей и с крупнейших мировых складов;
- Поставка более 17-ти миллионов наименований электронных компонентов;
- Поставка сложных, дефицитных, либо снятых с производства позиций;
- Оперативные сроки поставки под заказ (от 5 рабочих дней);
- Экспресс доставка в любую точку России;
- Техническая поддержка проекта, помощь в подборе аналогов, поставка прототипов;
- Система менеджмента качества сертифицирована по Международному стандарту ISO 9001;
- Лицензия ФСБ на осуществление работ с использованием сведений, составляющих государственную тайну;
- Поставка специализированных компонентов (Xilinx, Altera, Analog Devices, Intersil, Interpoint, Microsemi, Aeroflex, Peregrine, Syfer, Eurofarad, Texas Instrument, Miteq, Cobham, E2V, MA-COM, Hittite, Mini-Circuits, General Dynamics и др.);

Помимо этого, одним из направлений компании «ЭлектроПласт» является направление «Источники питания». Мы предлагаем Вам помощь Конструкторского отдела:

- Подбор оптимального решения, техническое обоснование при выборе компонента;
- Подбор аналогов;
- Консультации по применению компонента;
- Поставка образцов и прототипов;
- Техническая поддержка проекта;
- Защита от снятия компонента с производства.



Как с нами связаться

Телефон: 8 (812) 309 58 32 (многоканальный)

Факс: 8 (812) 320-02-42

Электронная почта: org@eplast1.ru

Адрес: 198099, г. Санкт-Петербург, ул. Калинина, дом 2, корпус 4, литера А.