


Bulk Metal® Foil Technology Precision Foil Power Surface Mount Resistors in TO-220 Configuration with TCR of ± 2 ppm/°C, Tolerance of to ± 0.01 % and Power Rating to 8 W



Any value at any tolerance within resistance range

Models VPR220S AND VPR221S, made from Vishay Bulk Metal® foil, offer low TCR, high stability, tight tolerance and fast response time in a small, molded resistor. Model VPR220S is a 2 lead device. Model VPR221S is a 4 lead Kelvin connected device. The 4 leaded version is highly recommended for precision applications requiring ohmic values of 100R or less.

TABLE 1 - VPR220S			
RESISTANCE RANGE (Ω) ¹	TIGHTEST TOLERANCE	TYPICAL TCR ²	MAXIMUM TCR ²
50 to 10K	± 0.01 %	± 2	± 5 ppm/°C
25 to < 50	± 0.02 %	± 2	± 7 ppm/°C
10 to < 25	± 0.05 %	± 2	± 10 ppm/°C
5 to < 10	± 0.1 %	± 2	± 13 ppm/°C

weight = 1 g maximum

Notes

- Lower or high values available upon request
- 55 °C to + 125 °C, + 25 °C ref.

TABLE 2 - VPR221S			
RESISTANCE RANGE (Ω) ¹	TIGHTEST TOLERANCE	TYPICAL TCR ²	MAXIMUM TCR ²
10 to < 500	± 0.01 %	± 2	± 5 ppm/°C
1 to < 10	± 0.02 %	± 2	± 5 ppm/°C
0.5 to < 1	± 0.05 %	± 2	± 5 ppm/°C

weight = 1.2 g maximum

Notes

- Lower or high values available upon request
- 55 °C to + 125 °C, + 25 °C ref.

* Pb containing terminations are not RoHS compliant, exemptions may apply

FEATURES

- Temperature coefficient of resistance (TCR): ± 2 ppm/°C typical (- 55 °C to + 125 °C, + 25 °C Ref.)
- Tolerance: to ± 0.01 % (see tables 1 and 2)
- Electrostatic discharge (ESD): above 25 000 V
- Load life stability: ± 0.005 % (25 °C, 2000 h at rated power)
- Resistance range: 0.5 Ω to 10 k Ω
- Power rating: 8 W chassis mounted (per MIL-PRF-39009)
- Non inductive, non capacitive design
- Rise time: 1 ns without ringing
- Current noise: < - 40 dB
- Voltage coefficient: < 0.1 ppm/V
- Non inductive: < 0.08 μ H
- Non hot spot design
- Thermal EMF: 0.05 μ V/°C typical
- Terminal finishes available: lead (Pb)-free tin/lead alloy
- Any value available within resistance range (e.g. 1K234)
- Prototype samples available from 48 h. For more information, please contact foil@vishaypg.com
- For better performances, please see VPR220SZ and VPR221SZ datasheets



RoHS*
COMPLIANT

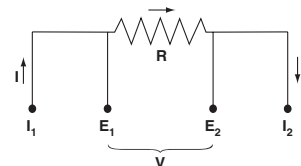


FIGURE 1 - POWER DERATING CURVE

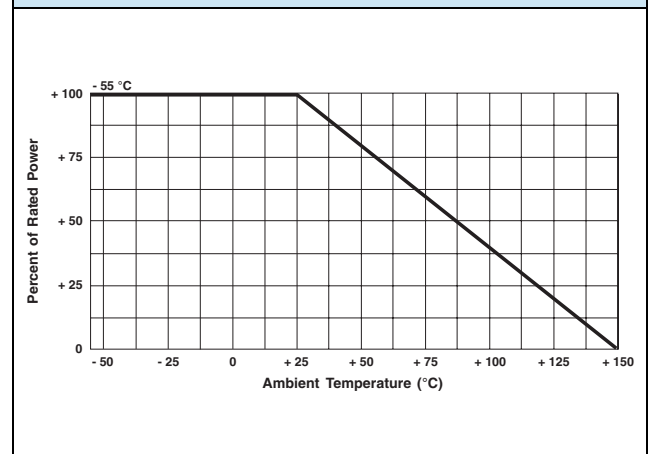


FIGURE 2 - TYPICAL TCR CURVE

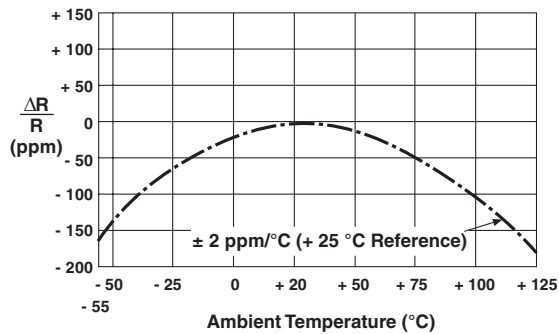


FIGURE 3 - TRIMMING TO VALUES
(Conceptual Illustration)

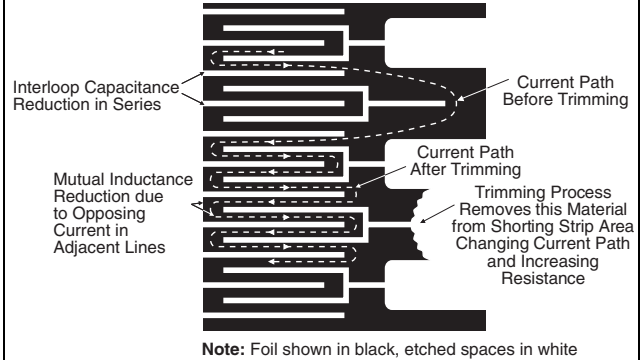


TABLE 3 - SPECIFICATIONS

Load Life Stability at 2000 h	± 0.05 % max. ΔR under full rated power at + 25 °C
Power Rating at + 25 °C	8 W or 3 A ¹⁾ on heat sink ²⁾
	1.5 W or 3 A ¹⁾ in free air
	Further derating not necessary
Current Noise	< 0.010 μV (rms)/V of applied voltage (- 40 dB)
High Frequency Operation	
Rise time	1 ns without ringing
Inductance ³⁾ (L)	0.1 μH maximum: 0.03 μH typical
Capacitance (C)	1.0 pF maximum: 0.5 pF typical
Voltage Coefficient⁴⁾	< 0.1 ppm/V
Operating Temperature Range	- 55 °C to + 150 °C
Maximum Working Voltage	300 V. Not to exceed power rating
Thermal EMF⁵⁾	0.15 μV/°C maximum (lead effect)

Notes

1. Whichever is lower
2. Heat sink chassis dimensions and requirements per MIL-R-39009/1B:

DIMENSION	INCHES	mm
L	6.00	152.4
W	4.00	101.6
H	2.00	50.8
T	0.04	1.0

3. Inductance (L) due mainly to the leads
4. The resolution limit of existing test equipment (within the measurement capability of the equipment, or “essentially zero”)
5. μV/°C relates to EMF due to lead temperature difference

FIGURE 4 - VPR220S AND VPR221S FORMING DIMENSIONS in inches (millimeters)

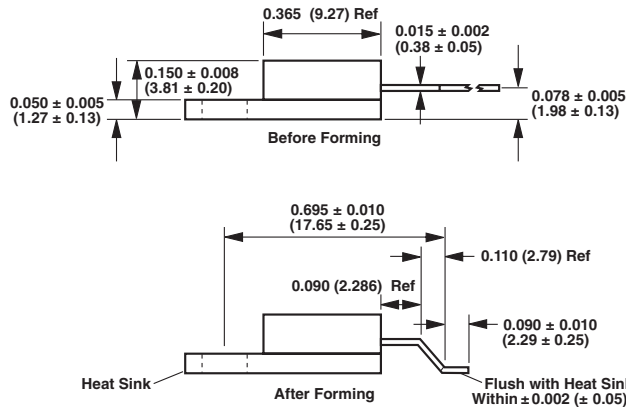


FIGURE 5 - VPR220S DIMENSIONS in inches (millimeters)

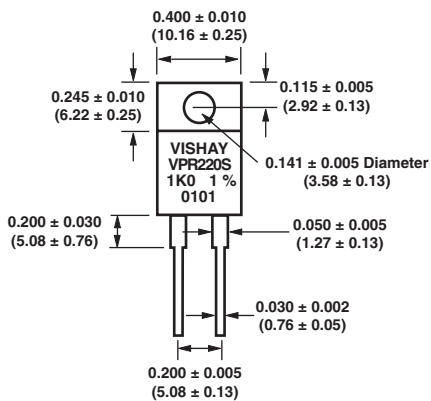


FIGURE 7 - VPR221S DIMENSIONS in inches (millimeters)

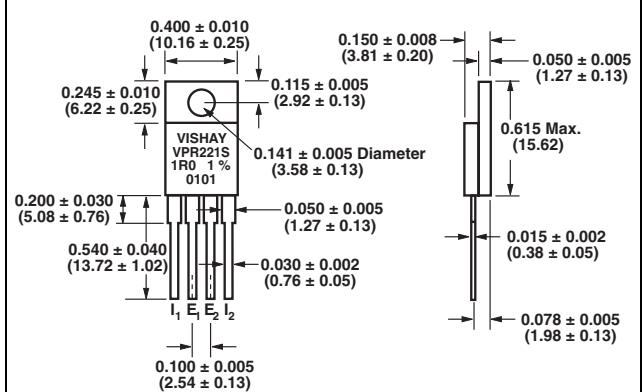


FIGURE 6 - VPR220S LAND PATTERN DIMENSIONS in inches (millimeters)

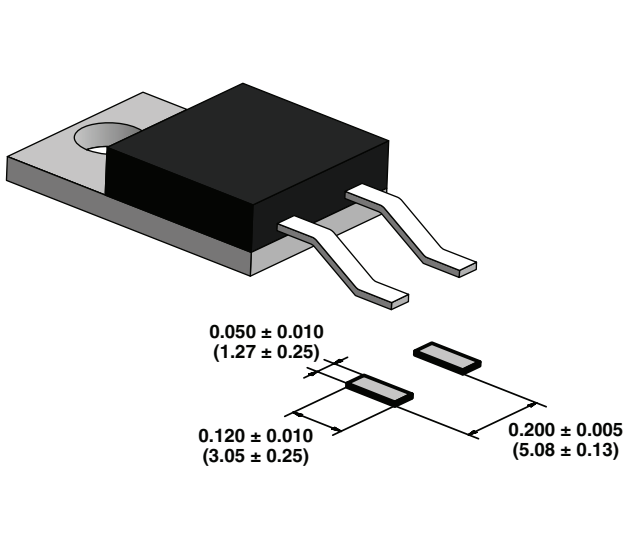


FIGURE 8 - VPR221S LAND PATTERN DIMENSIONS in inches (millimeters)

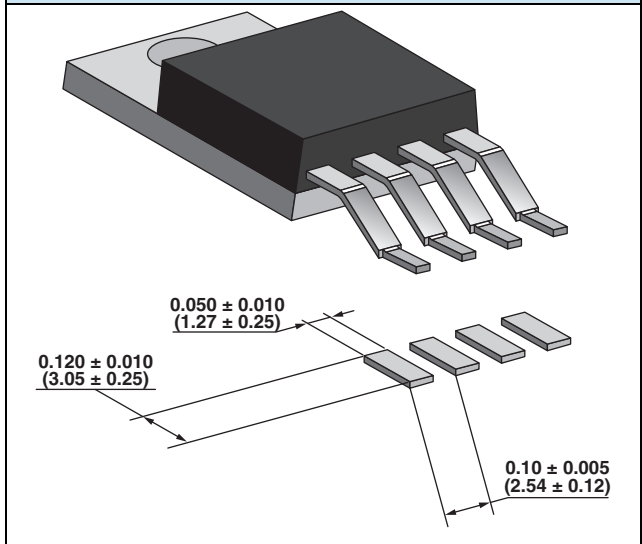
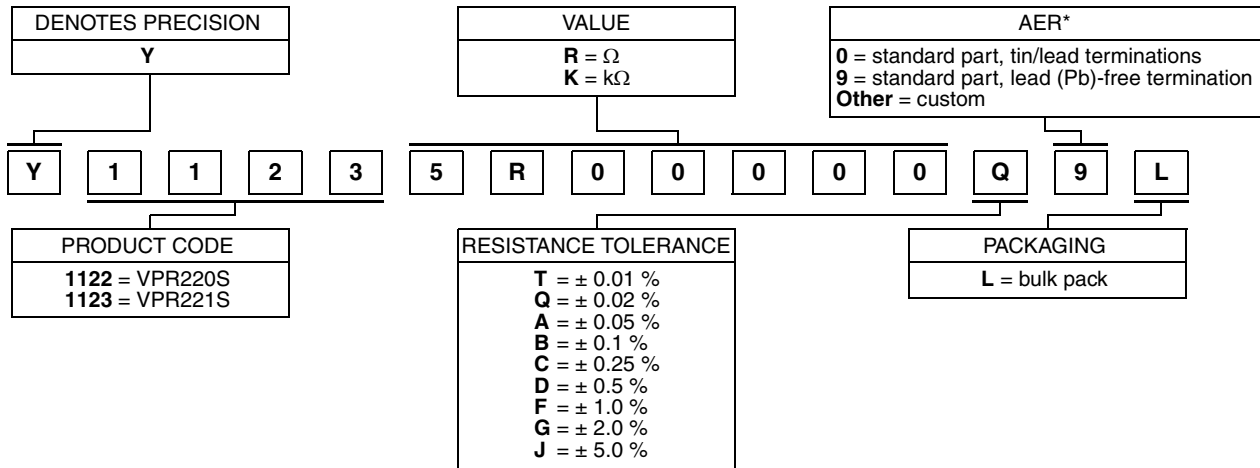


TABLE 4 - GLOBAL PART NUMBER INFORMATION

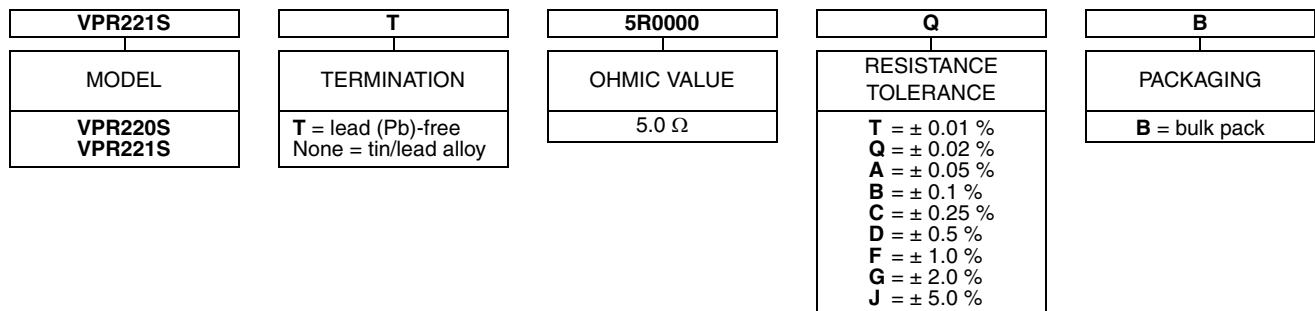
NEW GLOBAL PART NUMBER: Y11235R00000Q9L (preferred part number format)



FOR EXAMPLE: ABOVE GLOBAL ORDER Y1123 5R00000 Q 9 L:

TYPE: VPR221S
 VALUE: 5.0 Ω
 ABSOLUTE TOLERANCE: ± 0.02 %
 TERMINATION: lead (Pb)-free
 PACKAGING: bulk pack

HISTORICAL PART NUMBER: VPR221ST 5R0000 Q B (will continue to be used)



Note

* Application engineering release: for non-standard requests, please contact application engineering



Disclaimer

ALL PRODUCTS, PRODUCT SPECIFICATIONS AND DATA ARE SUBJECT TO CHANGE WITHOUT NOTICE.

Vishay Precision Group, Inc., its affiliates, agents, and employees, and all persons acting on its or their behalf (collectively, "VPG"), disclaim any and all liability for any errors, inaccuracies or incompleteness contained herein or in any other disclosure relating to any product.

The product specifications do not expand or otherwise modify VPG's terms and conditions of purchase, including but not limited to, the warranty expressed therein.

VPG makes no warranty, representation or guarantee other than as set forth in the terms and conditions of purchase. **To the maximum extent permitted by applicable law, VPG disclaims (i) any and all liability arising out of the application or use of any product, (ii) any and all liability, including without limitation special, consequential or incidental damages, and (iii) any and all implied warranties, including warranties of fitness for particular purpose, non-infringement and merchantability.**

Information provided in datasheets and/or specifications may vary from actual results in different applications and performance may vary over time. Statements regarding the suitability of products for certain types of applications are based on VPG's knowledge of typical requirements that are often placed on VPG products. It is the customer's responsibility to validate that a particular product with the properties described in the product specification is suitable for use in a particular application. You should ensure you have the current version of the relevant information by contacting VPG prior to performing installation or use of the product, such as on our website at vpgsensors.com.

No license, express, implied, or otherwise, to any intellectual property rights is granted by this document, or by any conduct of VPG.

The products shown herein are not designed for use in life-saving or life-sustaining applications unless otherwise expressly indicated. Customers using or selling VPG products not expressly indicated for use in such applications do so entirely at their own risk and agree to fully indemnify VPG for any damages arising or resulting from such use or sale. Please contact authorized VPG personnel to obtain written terms and conditions regarding products designed for such applications.

Product names and markings noted herein may be trademarks of their respective owners.

Copyright Vishay Precision Group, Inc., 2014. All rights reserved.



Компания «ЭлектроПласт» предлагает заключение долгосрочных отношений при поставках импортных электронных компонентов на взаимовыгодных условиях!

Наши преимущества:

- Оперативные поставки широкого спектра электронных компонентов отечественного и импортного производства напрямую от производителей и с крупнейших мировых складов;
- Поставка более 17-ти миллионов наименований электронных компонентов;
- Поставка сложных, дефицитных, либо снятых с производства позиций;
- Оперативные сроки поставки под заказ (от 5 рабочих дней);
- Экспресс доставка в любую точку России;
- Техническая поддержка проекта, помощь в подборе аналогов, поставка прототипов;
- Система менеджмента качества сертифицирована по Международному стандарту ISO 9001;
- Лицензия ФСБ на осуществление работ с использованием сведений, составляющих государственную тайну;
- Поставка специализированных компонентов (Xilinx, Altera, Analog Devices, Intersil, Interpoint, Microsemi, Aeroflex, Peregrine, Syfer, Eurofarad, Texas Instrument, Miteq, Cobham, E2V, MA-COM, Hittite, Mini-Circuits, General Dynamics и др.);

Помимо этого, одним из направлений компании «ЭлектроПласт» является направление «Источники питания». Мы предлагаем Вам помощь Конструкторского отдела:

- Подбор оптимального решения, техническое обоснование при выборе компонента;
- Подбор аналогов;
- Консультации по применению компонента;
- Поставка образцов и прототипов;
- Техническая поддержка проекта;
- Защита от снятия компонента с производства.



Как с нами связаться

Телефон: 8 (812) 309 58 32 (многоканальный)

Факс: 8 (812) 320-02-42

Электронная почта: org@eplast1.ru

Адрес: 198099, г. Санкт-Петербург, ул. Калинина, дом 2, корпус 4, литера А.