


RECTANGULAR CONNECTORS

FCN-360 SERIES

■ FEATURES

- Many applications
Various connectors are available for connection by means of soldering, wire wrapping, crimping, PC board mounting, and insulation displacement connection (IDC). The user can choose a plug and jack combination that best meet each application.
- Small size for high-density mounting
The connectors are small with a contact and terminal pitch of 2.54 mm (0.100 in.) between pins and between rows and are thus well suited for high-density mounting.
- Sturdy shell guide
Sturdy shell guides are used to prevent mismatching and to protect the pins.
- Excellent cost performance
Streamlined design and automated manufacturing, including use of partial solder plating, provide excellent cost performance.



■ SPECIFICATIONS

Item		Specification
Operating temperature range		-55°C to +85°C
Current Rating		DC 3 A (IDC type: 1 A)
Voltage Rating		AC 250 V
Contact resistance		15 mΩ max. (DC 6 V, 0.3 A)
Insulation resistance		1000 MΩ min. (DC 500 V)
Dielectric withstanding voltage		AC 500 V for 1 minute
Insertion force		2.5 kg max. (8 contacts), 20 kg max. (64 contacts)
Withdrawal force		0.3 kg min. (8 contacts), 2.3 kg min. (64 contacts)
Applicable wire	Soldering	φ0.60 mm (0.024 in.) max, AWG #23 or less
	Wire-wrapping	φ0.32 mm (0.013 in.) to φ0.26 mm (0.010 in.), AWG #28 to #30
	Crimping	Standard contacts φ0.51 mm (0.020 in.) to φ0.32 mm (0.013 in.), AWG #24 to #28, insulator φ1.2 mm (0.047 in.) max. Contacts for thick wires φ0.64 mm (0.025 in.) to φ0.32 mm (0.013 in.), AWG #22 to #28, insulator φ1.7 (0.067 in.) max.
	IDC	Flat cable 1.27 mm (0.050 in.) pitch, AWG #28 (stranded wire), AWG #30 (solid wire)
Applicable PC board		1.6 mm (0.063 in.) standard thick

■ MATERIALS

Item	Material
Insulator	Polyester (363J: PC94V-2)
Conductor	Copper alloy
Plating	Gold plating, silver plating

FCN-360 Series

APPLICATION EXAMPLE



FCN-360 Series

SOLDERING TYPE (PLUG)

■ DIMENSIONS



■ MOUNTING HOLE LAYOUT



■ PART NUMBERS AND DIMENSIONS

Number of contacts	Part number	Dimensions: mm (in.)			
		A	B	C	D
8	FCN-361P008-AU	28.84 (1.135)	23.34 (0.918)	17.84 (0.702)	7.62 (0.3)
16	FCN-361P016-AU	39.0 (1.535)	33.5 (1.318)	28.0 (1.102)	17.78 (0.7)
24	FCN-361P024-AU	49.16 (1.935)	43.66 (1.718)	38.16 (1.502)	27.94 (1.1)
32	FCN-361P032-AU	59.32 (2.335)	53.82 (2.118)	48.32 (1.902)	38.1 (1.5)
40	FCN-361P040-AU	69.48 (2.735)	63.98 (2.518)	58.48 (2.302)	48.26 (1.9)
48	FCN-361P048-AU	79.64 (3.135)	74.14 (2.918)	68.64 (2.702)	58.42 (2.3)
56	FCN-361P056-AU	89.8 (3.535)	84.3 (3.318)	78.8 (3.102)	68.58 (2.7)
64	FCN-361P064-AU	99.96 (3.935)	94.46 (3.718)	88.96 (3.502)	78.74 (3.1)

FCN-360 Series

SOLDERING TYPE (JACK)

■ DIMENSIONS



■ BOARD MOUNTING HOLE LAYOUT

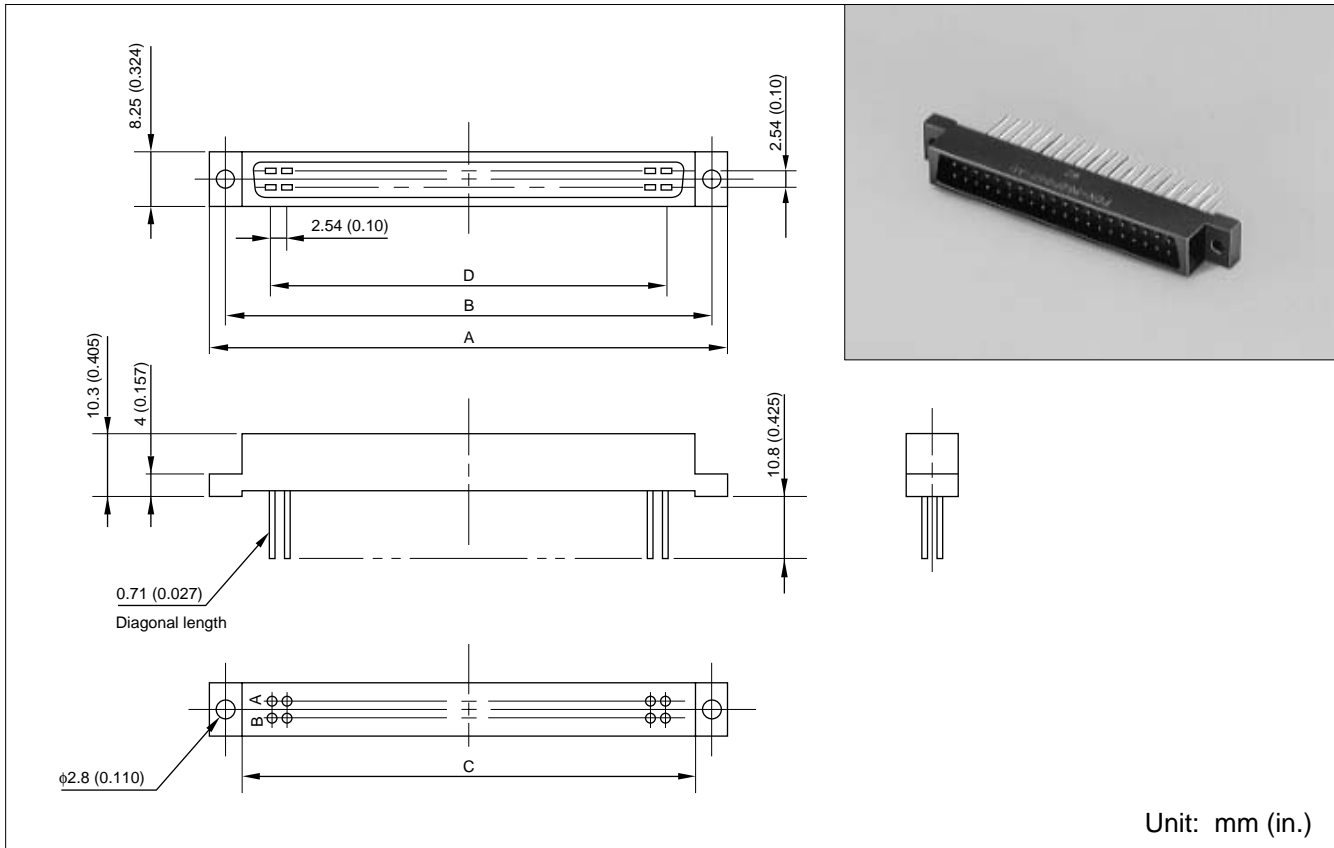


■ PART NUMBERS AND DIMENSIONS

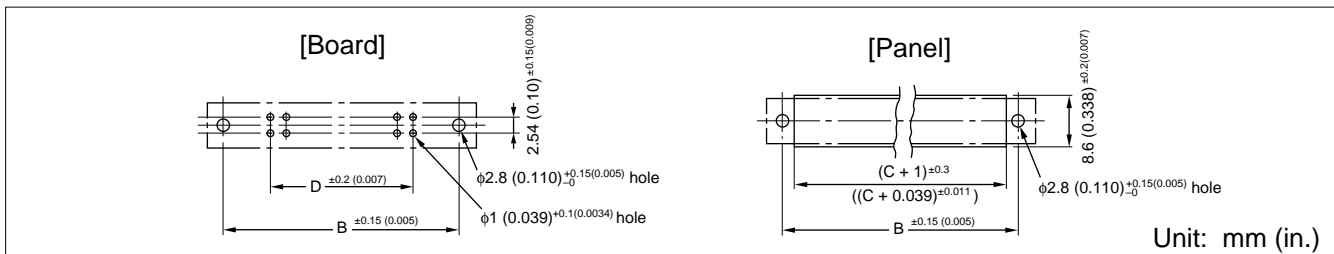
Number of contacts	Part number	Dimensions: mm (in.)			
		A	B	C	D
8	FCN-361J008-AU	28.84 (1.135)	23.34 (0.918)	17.84 (0.702)	7.62 (0.3)
16	FCN-361J016-AU	39.0 (1.535)	33.5 (1.318)	28.0 (1.102)	17.78 (0.7)
24	FCN-361J024-AU	49.16 (1.935)	43.66 (1.718)	38.16 (1.502)	27.94 (1.1)
32	FCN-361J032-AU	59.32 (2.335)	53.82 (2.118)	48.32 (1.902)	38.1 (1.5)
40	FCN-361J040-AU	69.48 (2.735)	63.98 (2.518)	58.48 (2.302)	48.26 (1.9)
48	FCN-361J048-AU	79.64 (3.135)	74.14 (2.918)	68.64 (2.702)	58.42 (2.3)
56	FCN-361J056-AU	89.8 (3.535)	84.3 (3.318)	78.8 (3.102)	68.58 (2.7)
64	FCN-361J064-AU	99.96 (3.935)	94.46 (3.718)	88.96 (3.502)	78.74 (3.1)

WIRE-WRAP TYPE (PLUG)

■ DIMENSIONS



■ MOUNTING HOLE LAYOUT



■ PART NUMBERS AND DIMENSIONS

Number of contacts	Part number	Dimensions: mm (in.)			
		A	B	C	D
8	FCN-362P008-AU	28.84 (1.135)	23.34 (0.918)	17.84 (0.702)	7.62 (0.3)
16	FCN-362P016-AU	39.0 (1.535)	33.5 (1.318)	28.0 (1.102)	17.78 (0.7)
24	FCN-362P024-AU	49.16 (1.935)	43.66 (1.718)	38.16 (1.502)	27.94 (1.1)
32	FCN-362P032-AU	59.32 (2.335)	53.82 (2.118)	48.32 (1.902)	38.1 (1.5)
40	FCN-362P040-AU	69.48 (2.735)	63.98 (2.518)	58.48 (2.302)	48.26 (1.9)
48	FCN-362P048-AU	79.64 (3.135)	74.14 (2.918)	68.64 (2.702)	58.42 (2.3)
56	FCN-362P056-AU	89.8 (3.535)	84.3 (3.318)	78.8 (3.102)	68.58 (2.7)
64	FCN-362P064-AU	99.96 (3.935)	94.46 (3.718)	88.96 (3.502)	78.74 (3.1)

FCN-360 Series

WIRE-WRAP TYPE (JACK)

■ DIMENSIONS



■ MOUNTING HOLE LAYOUT



■ PART NUMBERS AND DIMENSIONS

Number of contacts	Part number	Dimensions: mm (in.)			
		A	B	C	D
8	FCN-362J008-AU	28.84 (1.135)	23.34 (0.918)	17.84 (0.702)	7.62 (0.3)
16	FCN-362J016-AU	39.0 (1.535)	33.5 (1.318)	28.0 (1.102)	17.78 (0.7)
24	FCN-362J024-AU	49.16 (1.935)	43.66 (1.718)	38.16 (1.502)	27.94 (1.1)
32	FCN-362J032-AU	59.32 (2.335)	53.82 (2.118)	48.32 (1.902)	38.1 (1.5)
40	FCN-362J040-AU	69.48 (2.735)	63.98 (2.518)	58.48 (2.302)	48.26 (1.9)
48	FCN-362J048-AU	79.64 (3.135)	74.14 (2.918)	68.64 (2.702)	58.42 (2.3)
56	FCN-362J056-AU	89.8 (3.535)	84.3 (3.318)	78.8 (3.102)	68.58 (2.7)
64	FCN-362J064-AU	99.96 (3.935)	94.46 (3.718)	88.96 (3.502)	78.74 (3.1)

FCN-360 Series

CRIMP TYPE (JACK HOUSING)

■ DIMENSIONS



■ MOUNTING HOLE LAYOUT



■ PART NUMBERS AND DIMENSIONS

Number of contacts	Part number	Dimensions: mm (in.)			
		A	B	C	D
8	FCN-363J008	28.84 (1.135)	23.34 (0.918)	17.84 (0.702)	7.62 (0.3)
16	FCN-363J016	39.0 (1.535)	33.5 (1.318)	28.0 (1.102)	17.78 (0.7)
24	FCN-363J024	49.16 (1.935)	43.66 (1.718)	38.16 (1.502)	27.94 (1.1)
32	FCN-363J032	59.32 (2.335)	53.82 (2.118)	48.32 (1.902)	38.1 (1.5)
40	FCN-363J040	69.48 (2.735)	63.98 (2.518)	58.48 (2.302)	48.26 (1.9)
48	FCN-363J048	79.64 (3.135)	74.14 (2.918)	68.64 (2.702)	58.42 (2.3)
56	FCN-363J056	89.8 (3.535)	84.3 (3.318)	78.8 (3.102)	68.58 (2.7)
64	FCN-363J064	99.96 (3.935)	94.46 (3.718)	88.96 (3.502)	78.74 (3.1)

FCN-360 Series

CRIMP TYPE (CONTACT)

■ DIMENSIONS



■ PART NUMBERS

Type	Plating	Standard	Thick wire connection contact
Loose piece	Gold plating	FCN-363J-AU	FCN-363J-AU/S
Strip reeled	Gold plating	FCN-363J-AU/R	FCN-363J-AU/T

■ PART NUMBERS OF CRIMPING TOOLS

Part number	Contact type	Applicable wire	Wire cross-section area (mm ²)	Crimp height	Insulator diameter	Stripped length
FCN-363T-T005/H (Hand crimping tool)	FCN-363J-□ (Loose piece)	AWG #24	0.20 to 0.24	1.25 mm (0.049 in.) to 1.30 mm (0.051 in.)	φ1.2 mm (0.047 in.) max	3.0 mm (0.118 in.) to 4.0 mm (0.157 in.)
FCN-M110 (Automatic crimping machine)	FCN-363J-□/R (Strip reeled)	AWG #26	0.13 to 0.16	1.20 mm (0.047 in.) to 1.25 mm (0.049 in.)	φ1.2 mm (0.047 in.) max	3.0 mm (0.118 in.) to 4.0 mm (0.157 in.)
FCN-A105 (Applicator)	□ is AG or AU.	AWG #28	0.088 to 0.096	1.15 mm (0.045 in.) to 1.20 mm (0.047 in.)	φ1.2 mm (0.047 in.) max	3.0 mm (0.118 in.) to 4.0 mm (0.157 in.)
FCN-363T-T011/H (Hand crimping tool)	FCN-363J-□/S (Loose piece)	AWG #22	0.30 to 0.40	0.85 mm (0.033 in.) to 0.95 mm (0.037 in.)	φ0.9 mm (0.035 in.) 1.8 mm (0.708 in.)	3.0 mm (0.118 in.) to 4.0 mm (0.157 in.)
FCN-M110 (Automatic crimping machine)	FCN-363J-□/T (Strip reeled)	AWG #24	0.20 to 0.24	0.75 mm (0.029 in.) to 0.85 mm (0.033 in.)	φ0.9 mm (0.035 in.) 1.8 mm (0.708 in.)	3.0 mm (0.118 in.) to 4.0 mm (0.157 in.)
FCN-A111 (Applicator)	□ is AG or AU.	AWG #26	0.13 to 0.16	0.73 mm (0.028 in.) to 0.81 mm (0.031 in.)	φ0.9 mm (0.035 in.) 1.8 mm (0.708 in.)	3.0 mm (0.118 in.) to 4.0 mm (0.157 in.)

[Hand crimping tool]



[Semi-automatic crimping machine, [Contact withdrawal tool] applicator]



STRAIGHT TYPE (PLUG)

■ DIMENSIONS



■ BOARD MOUNTING HOLE LAYOUT



■ PART NUMBERS AND DIMENSIONS

Number of contacts	Part number	Dimensions: mm (in.)			
		A	B	C	D
8	FCN-364P008-AU	28.84 (1.135)	23.34 (0.918)	17.84 (0.702)	7.62 (0.3)
16	FCN-364P016-AU	39.0 (1.535)	33.5 (1.318)	28.0 (1.102)	17.78 (0.7)
24	FCN-364P024-AU	49.16 (1.935)	43.66 (1.718)	38.16 (1.502)	27.94 (1.1)
32	FCN-364P032-AU	59.32 (2.335)	53.82 (2.118)	48.32 (1.902)	38.1 (1.5)
40	FCN-364P040-AU	69.48 (2.735)	63.98 (2.518)	58.48 (2.302)	48.26 (1.9)
48	FCN-364P048-AU	79.64 (3.135)	74.14 (2.918)	68.64 (2.702)	58.42 (2.3)
56	FCN-364P056-AU	89.8 (3.535)	84.3 (3.318)	78.8 (3.102)	68.58 (2.7)
64	FCN-364P064-AU	99.96 (3.935)	94.46 (3.718)	88.96 (3.502)	78.74 (3.1)

STRAIGHT TYPE (JACK)

■ DIMENSIONS



■ BOARD MOUNTING HOLE LAYOUT



■ PART NUMBERS AND DIMENSIONS

Number of contacts	Part number	Dimensions: mm (in.)			
		A	B	C	D
8	FCN-364J008-AU	28.84 (1.135)	23.34 (0.918)	17.84 (0.702)	7.62 (0.3)
16	FCN-364J016-AU	39.0 (1.535)	33.5 (1.318)	28.0 (1.102)	17.78 (0.7)
24	FCN-364J024-AU	49.16 (1.935)	43.66 (1.718)	38.16 (1.502)	27.94 (1.1)
32	FCN-364J032-AU	59.32 (2.335)	53.82 (2.118)	48.32 (1.902)	38.1 (1.5)
40	FCN-364J040-AU	69.48 (2.735)	63.98 (2.518)	58.48 (2.302)	48.26 (1.9)
48	FCN-364J048-AU	79.64 (3.135)	74.14 (2.918)	68.64 (2.702)	58.42 (2.3)
56	FCN-364J056-AU	89.8 (3.535)	84.3 (3.318)	78.8 (3.102)	68.58 (2.7)
64	FCN-364J064-AU	99.96 (3.935)	94.46 (3.718)	88.96 (3.502)	78.74 (3.1)

RIGHT-ANGLE TYPE (PLUG)

■ DIMENSIONS



■ MOUNTING HOLE LAYOUT



■ NOTE

- **Note on mounting a right-angle plug on a board**



Mount the connector so that it projects from the board by at least 1.5 mm (0.059 in.).

■ PART NUMBERS AND DIMENSIONS

Number of contacts	Part number	Dimensions: mm (in.)			
		A	B	C	D
8	FCN-365P008-AU	28.84 (1.135)	23.34 (0.918)	17.84 (0.702)	7.62 (0.3)
16	FCN-365P016-AU	39.0 (1.535)	33.5 (1.318)	28.0 (1.102)	17.78 (0.7)
24	FCN-365P024-AU	49.16 (1.935)	43.66 (1.718)	38.16 (1.502)	27.94 (1.1)
32	FCN-365P032-AU	59.32 (2.335)	53.82 (2.118)	48.32 (1.902)	38.1 (1.5)
40	FCN-365P040-AU	69.48 (2.735)	63.98 (2.518)	58.48 (2.302)	48.26 (1.9)
48	FCN-365P048-AU	79.64 (3.135)	74.14 (2.918)	68.64 (2.702)	58.42 (2.3)
56	FCN-365P056-AU	89.8 (3.535)	84.3 (3.318)	78.8 (3.102)	68.58 (2.7)
64	FCN-365P064-AU	99.96 (3.935)	94.46 (3.718)	88.96 (3.502)	78.74 (3.1)

RIGHT-ANGLE TYPE (FOR DUAL STACKED MOUNTING [40 CONTACTS ONLY]) ■ DIMENSIONS



■ MOUNTING HOLE LAYOUT



■ METAL FITTINGS FOR DUAL ROW MOUNTING



■ PART NUMBER

Right-angle type: N630-3651-T919
 Metal fittings: N630-3608-X038

■ MOUNTING



RIGHT-ANGLE TYPE (JACK)

■ DIMENSIONS



■ MOUNTING HOLE LAYOUT



■ PART NUMBERS AND DIMENSIONS

Number of contacts	Part number	Dimensions: mm (in.)			
		A	B	C	D
8	FCN-365J008-AU	28.84 (1.135)	23.34 (0.918)	17.84 (0.702)	7.62 (0.3)
16	FCN-365J016-AU	39.0 (1.535)	33.5 (1.318)	28.0 (1.102)	17.78 (0.7)
24	FCN-365J024-AU	49.16 (1.935)	43.66 (1.718)	38.16 (1.502)	27.94 (1.1)
32	FCN-365J032-AU	59.32 (2.335)	53.82 (2.118)	48.32 (1.902)	38.1 (1.5)
40	FCN-365J040-AU	69.48 (2.735)	63.98 (2.518)	58.48 (2.302)	48.26 (1.9)
48	FCN-365J048-AU	79.64 (3.135)	74.14 (2.918)	68.64 (2.702)	58.42 (2.3)
56	FCN-365J056-AU	89.8 (3.535)	84.3 (3.318)	78.8 (3.102)	68.58 (2.7)
64	FCN-365J064-AU	99.96 (3.935)	94.46 (3.718)	88.96 (3.502)	78.74 (3.1)

IDC TYPE (JACK) ■ DIMENSIONS



■ PART NUMBERS AND DIMENSIONS

Number of contacts	Part number		Dimensions: mm (in.)		
	Through-end cover	Close-end cover	A	B	D
8	FCN-367J008-AU/H	FCN-367J008-AU/F	28.84 (1.135)	23.34 (0.918)	7.62 (0.3)
16	FCN-367J016-AU/H	FCN-367J016-AU/F	39.0 (1.535)	33.5 (1.318)	17.78 (0.7)
24	FCN-367J024-AU/H	FCN-367J024-AU/F	49.16 (1.935)	43.66 (1.718)	27.94 (1.1)
32	FCN-367J032-AU/H	FCN-367J032-AU/F	59.32 (2.335)	53.82 (2.118)	38.1 (1.5)
40	FCN-367J040-AU/H	FCN-367J040-AU/F	69.48 (2.735)	63.98 (2.518)	48.26 (1.9)
48	FCN-367J048-AU/H	FCN-367J048-AU/F	79.64 (3.135)	74.14 (2.918)	58.42 (2.3)
56	FCN-367J056-AU/H	FCN-367J056-AU/F	89.8 (3.535)	84.3 (3.318)	68.58 (2.7)
64	FCN-367J064-AU/H	FCN-367J064-AU/F	99.96 (3.935)	94.46 (3.718)	78.74 (3.1)

FCN-360 Series

IDC TOOLS

Special IDC tools are used to assemble FCN-360 series connectors and flat cables.

■ FEATURES

- The mechanisms are simple, so even novices can use them easily.
- Those who already have Fujitsu-manufactured IDC tools for other series connectors need only purchase the locator plate.

The hand press and cable cutter are designed to be used in common with all connectors.

- The assembly of cables and connectors with various numbers of contacts can be done by selective setting of the connector guides to the specified positions.
- The cable cutter has an extremely sharp cutting edge.

Notes:

- A detailed operation manual and instruction manual for IDC tools are available upon request.
- Should any question arise in using the IDC tools, consult our branch offices or agents in your area.



Hand press

Cable cutter

Locator plate (That for the 790 series is shown in the photograph.)

■ ORDERING CODES FOR IDC TOOLS

Tool name	Part number
Cable cutter (common)	FCN-707T-T001/H
Hand press (common)	FCN-707T-T101/H
Locator plate (for 360 series connectors)	FCN-367T-T012/H

The hand press and cable cutter can be used for other IDC connectors.

COVER

■ COMBINATIONS BETWEEN COVERS AND CONNECTORS

Connector Cover	Plug	Jack			Number of contacts							
	Soldering	Soldering	Wire-wrapping	Crimping	8	16	24	32	40	48	56	64
FCN-360C□□□-B	○	○	○	○	○	○	○	○	○	○	○	○
FCN-360C□□□-C	○	○	○	○	○	○	○	○	○	○	○	○
FCN-360C□□□-D	○	○	○	○					○	○	○	○
FCN-360C□□□-E	○	○	○	○	○	○	○	○	○	○	○	○
FCN-360C064-F	○	○	○	○								○
FCN-360C040-G1	○	○	○	○					○			
FCN-360C040-H/E	○	○							○			
FCN-360C040-J1	○	○							○			

These covers cannot be used for IDC connectors.

FCN-360 Series

COVER (TYPE B)

■ DIMENSIONS



■ EXPLODED VIEW



■ PART NUMBERS AND DIMENSIONS

Number of contacts	Part number	Dimensions: mm (in.)			
		B	F	G	H
8	FCN-360C008-B	23.34 (0.918)	32.08 (1.262)	—	φ 5.7 (0.224)
16	FCN-360C016-B	33.50 (1.318)	42.24 (1.662)	—	φ 5.7 (0.224)
24	FCN-360C024-B	43.66 (1.718)	52.40 (2.062)	—	φ 8.0 (0.314)
32	FCN-360C032-B	53.82 (2.118)	62.56 (2.462)	2.0 (0.078)	8.0 (0.314)
40	FCN-360C040-B	63.98 (2.518)	72.72 (2.862)	6.0 (0.236)	8.0 (0.314)
48	FCN-360C048-B	74.14 (2.918)	82.88 (3.262)	10.0 (0.393)	8.0 (0.314)
56	FCN-360C056-B	84.30 (3.318)	93.04 (3.662)	14.0 (0.551)	8.0 (0.314)
64	FCN-360C064-B	94.46 (3.718)	103.20 (4.062)	18.0 (0.708)	8.0 (0.314)

FCN-360 Series

COVER FOR CABLE TO CABLE CONNECTION (TYPE C)

■ DIMENSIONS



■ EXPLODED VIEW



■ PART NUMBERS AND DIMENSIONS

Number of contacts	Part number	Dimensions: mm (in.)		
		F	G	H
8	FCN-360C008-C	32.08 (1.262)	—	φ 5.7 (0.224)
16	FCN-360C016-C	42.24 (1.662)	—	φ 5.7 (0.224)
24	FCN-360C024-C	52.40 (2.062)	—	φ 8.0 (0.314)
32	FCN-360C032-C	62.56 (2.462)	2.0 (0.078)	8.0 (0.314)
40	FCN-360C040-C	72.72 (2.862)	6.0 (0.236)	8.0 (0.314)
48	FCN-360C048-C	82.88 (3.262)	10.0 (0.393)	8.0 (0.314)
56	FCN-360C056-C	93.04 (3.662)	14.0 (0.551)	8.0 (0.314)
64	FCN-360C064-C	103.20 (4.062)	18.0 (0.708)	8.0 (0.314)

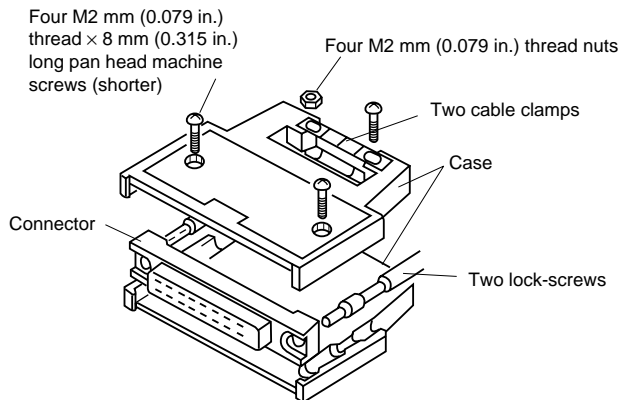
COVER (WIDE OPENING TYPE) (TYPE D)

■ DIMENSIONS



Unit: mm (in.)

■ EXPLODED VIEW



Note: The screws, nuts, cable clamp, and lock-screws are attached to the cover.

■ PART NUMBERS AND DIMENSIONS

Number of contacts	Part number	Dimensions: mm (in.)		
		B	F	I
40	FCN-360C040-D	63.98 (2.518)	72.72 (2.862)	8.0 (0.314)
48	FCN-360C048-D	74.14 (2.918)	82.88 (3.262)	12.0 (0.472)
56	FCN-360C056-D	84.30 (3.318)	93.04 (3.662)	16.0 (0.629)
64	FCN-360C064-D	94.46 (3.718)	103.20 (4.062)	20.0 (0.789)

FCN-360 Series

COVER (LONG-SCREW TYPE) (TYPE E)

■ DIMENSIONS



■ EXPLODED VIEW



■ PART NUMBERS AND DIMENSIONS

Number of contacts	Part number	Dimensions: mm (in.)			
		B	F	G	H
8	FCN-360C008-E	23.34 (0.918)	32.08 (1.262)	—	φ 5.7 (0.224)
16	FCN-360C016-E	33.50 (1.318)	42.24 (1.662)	—	φ 5.7 (0.224)
24	FCN-360C024-E	43.66 (1.718)	52.40 (2.062)	—	φ 8.0 (0.314)
32	FCN-360C032-E	53.82 (2.118)	62.56 (2.462)	2.0 (0.078)	8.0 (0.314)
40	FCN-360C040-E	63.98 (2.518)	72.72 (2.862)	6.0 (0.236)	8.0 (0.314)
48	FCN-360C048-E	74.14 (2.918)	82.88 (3.262)	10.0 (0.393)	8.0 (0.314)
56	FCN-360C056-E	84.30 (3.318)	93.04 (3.662)	14.0 (0.551)	8.0 (0.314)
64	FCN-360C064-E	94.46 (3.718)	103.20 (4.062)	18.0 (0.708)	8.0 (0.314)

FCN-360 Series

COVER (STRAIGHT CABLE-OUT COVER) (TYPE F)

■ DIMENSIONS



■ EXPLODED VIEW



■ PART NUMBER

FCN-360C064-F

FCN-360 Series

COVER (RIGHT ANGLE CABLE-OUT COVER) (TYPE G1)

■ DIMENSIONS



■ EXPLODED VIEW



■ LOCKED STATE



■ METAL FITTINGS



■ PART NUMBER

FCN-360C040-G1

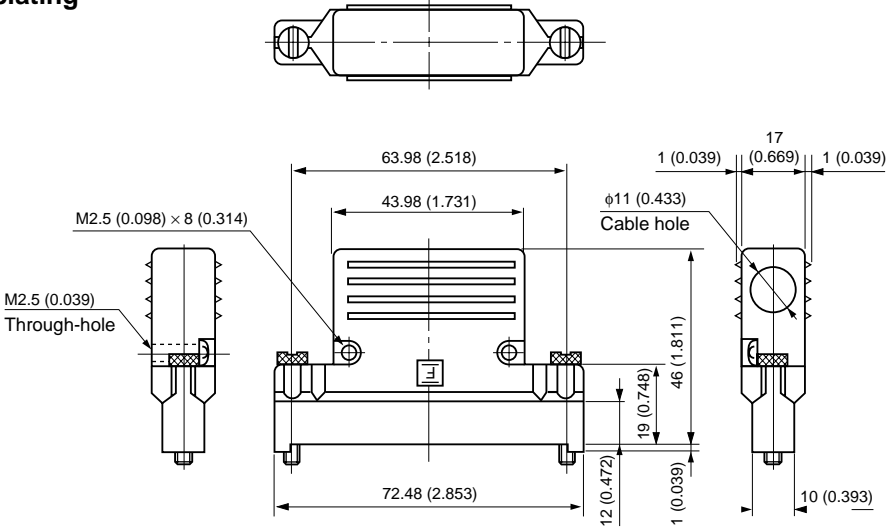
FCN-360 Series

COVER (RIGHT ANGLE CABLEOUT COVER) (TYPE H/E)

■ DIMENSIONS

Material: Zinc die cast

Plating: Nickel plating



Unit: mm (in.)

■ EXPLODED VIEW



■ PART NUMBER

FCN-360C040-H/E

FCN-360 Series

COVER (OBTUSE ANGLE CABLE-OUT COVER (40 CONTACTS ONLY)) (TYPE J1) ■ DIMENSIONS



■ EXPLODED VIEW



■ PART NUMBER

FCN-360C040-J1

FCN-360 Series

LOW PROFILE COVER (OBTUSE ANGLE CABLE -OUT) (TYPE J2)

■ DIMENSION



■ EXPLODED VIEW



■ PART NUMBER

FCN-360C024-J2

FCN-360C040-J2

ACCESSORIES

■ MOUNTING STYLE



■ SELECTION OF METAL FITTINGS ACCORDING TO COMBINATION OF CONNECTORS AND COVERS

Jack \ Plug			Cover mounting side									
			361J		362J		363J		364J		367J	
			With cover	Without cover	With cover	Without cover	With cover	Without cover	With cover	Without cover	With cover	Without cover
Metal fitting mounting side	361P	Metal fitting part number	FCN-360A4	FCN-360A5	FCN-360A4	FCN-360A5	FCN-360A4	FCN-360A5	FCN-360A4	FCN-360A5	—	FCN-360A5
	362P		FCN-360A1	FCN-360A6	FCN-360A1	FCN-360A6	FCN-360A1	FCN-360A6	FCN-360A1	FCN-360A6	—	FCN-360A6
	364P		FCN-360A1	FCN-360A6	FCN-360A1	FCN-360A6	FCN-360A1	FCN-360A6	FCN-360A1	FCN-360A6	—	FCN-360A6
	365P		FCN-360A2	FCN-360A3	FCN-360A2	FCN-360A3	FCN-360A2	FCN-360A3	FCN-360A2	FCN-360A3	—	FCN-360A3

Jack \ Plug			Cover mounting side					
			361P		361P		364P	
			With cover	Without cover	With cover	Without cover	With cover	Without cover
Metal fitting mounting side	361J	Metal fitting part number	FCN-360A4	FCN-360A5	—	FCN-360A7	—	FCN-360A7
	362J		FCN-360A4	FCN-360A5	—	FCN-360A7	—	FCN-360A7
	363J		FCN-360A4	FCN-360A5	—	FCN-360A7	—	FCN-360A7
	364J		FCN-360A4	FCN-360A5	—	FCN-360A7	—	FCN-360A7
	365J		FCN-360A10 (FCN-360A8)	FCN-360A9	—	FCN-360A9	—	FCN-360A9
	367J		FCN-360A4	FCN-360A5	—	FCN-360A7	—	FCN-360A7

Note: When the jack or plug without a cover (shaded part) is used, have M2.6 × 8 mm machine screws ready in order to tighten the connector.

FCN-360 Series

SHAPES AND DIMENSIONS OF METAL FITTINGS

1. Straight Mounting Metal Fittings

Shape	Symbol	Part number	FCN-360A1	FCN-360A6
<p>Unit: mm (in.)</p>	A		5.3 (0.208)	6.3 (0.248)

2. Right-angle Mounting Metal Fittings

Shape	Symbol	Part number	FCN-360A2	FCN-360A3
<p>Unit: mm (in.)</p>	B		3 (0.118)	4 (0.157)
	C		9 (0.354)	10 (0.393)

Shape	Symbol	Part number	FCN-360A8	FCN-360A9
<p>Unit: mm (in.)</p>	B		5.3 (0.208)	6.3 (0.248)
	C		13.3 (0.523)	14.3 (0.526)

Symbol	Part number	FCN-360A10
		<p>Unit: mm (in.)</p>

Symbol	Part number	FCN-360A11
		<p>Unit: mm (in.)</p>

3. Straight Mounting Round Metal Fittings

Shape	Symbol	Part number	FCN-360A4	FCN-360A5	FCN-360A7
<p>Unit: mm (in.)</p>	D		7.1 (0.279)	9.9 (0.389)	8.1 (0.318)



Компания «ЭлектроПласт» предлагает заключение долгосрочных отношений при поставках импортных электронных компонентов на взаимовыгодных условиях!

Наши преимущества:

- Оперативные поставки широкого спектра электронных компонентов отечественного и импортного производства напрямую от производителей и с крупнейших мировых складов;
- Поставка более 17-ти миллионов наименований электронных компонентов;
- Поставка сложных, дефицитных, либо снятых с производства позиций;
- Оперативные сроки поставки под заказ (от 5 рабочих дней);
- Экспресс доставка в любую точку России;
- Техническая поддержка проекта, помощь в подборе аналогов, поставка прототипов;
- Система менеджмента качества сертифицирована по Международному стандарту ISO 9001;
- Лицензия ФСБ на осуществление работ с использованием сведений, составляющих государственную тайну;
- Поставка специализированных компонентов (Xilinx, Altera, Analog Devices, Intersil, Interpoint, Microsemi, Aeroflex, Peregrine, Syfer, Eurofarad, Texas Instrument, Miteq, Cobham, E2V, MA-COM, Hittite, Mini-Circuits, General Dynamics и др.);

Помимо этого, одним из направлений компании «ЭлектроПласт» является направление «Источники питания». Мы предлагаем Вам помощь Конструкторского отдела:

- Подбор оптимального решения, техническое обоснование при выборе компонента;
- Подбор аналогов;
- Консультации по применению компонента;
- Поставка образцов и прототипов;
- Техническая поддержка проекта;
- Защита от снятия компонента с производства.



Как с нами связаться

Телефон: 8 (812) 309 58 32 (многоканальный)

Факс: 8 (812) 320-02-42

Электронная почта: org@eplast1.ru

Адрес: 198099, г. Санкт-Петербург, ул. Калинина, дом 2, корпус 4, литера А.