

Surge withstand voltage:
6kV
1a/1c 30A power relays

JT-V RELAYS



PCB type



TMP type

RoHS compliant

FEATURES

- Surge withstand voltage: 6,000 V
- High switching capacity — 30 A for 1 Form A
- 2 contact arrangements — 1 Form A or 1 Form C
- “TMP” types available
- UL/C-UL recognized
- Class F type standard

TYPICAL APPLICATIONS

- Oven
- Heating & ventilation
- Home appliance

ORDERING INFORMATION

JTV - - -

Contact arrangement

1a: 1 Form A

1: 1 Form C

Protective construction

S: Sealed type

G: Dust cover type

Mounting classification

TMP: TMP type

PA: PCB type

Nominal coil voltage, DC

12V, 18V, 24V, 48V

Notes: 1. Certified by UL/C-UL

2. 5 V, 6 V, 9 V DC types are also available. Please contact us for details.

TYPES

1. 1 Form A Dust cover type

Nominal coil voltage	Part No.	
	PCB type	TMP type
12V DC	JTV1aG-PA-12V	JTV1aG-TMP-12V
18V DC	JTV1aG-PA-18V	JTV1aG-TMP-18V
24V DC	JTV1aG-PA-24V	JTV1aG-TMP-24V
48V DC	JTV1aG-PA-48V	JTV1aG-TMP-48V

Standard packing: PCB type: Carton: 50 pcs.; Case: 500 pcs.

TMP type: Carton: 50 pcs.; Case: 300 pcs.

2. 1 Form C Dust cover type

Nominal coil voltage	Part No.	
	PCB type	TMP type
12V DC	JTV1G-PA-12V	JTV1G-TMP-12V
18V DC	JTV1G-PA-18V	JTV1G-TMP-18V
24V DC	JTV1G-PA-24V	JTV1G-TMP-24V
48V DC	JTV1G-PA-48V	JTV1G-TMP-48V

Standard packing: PCB type: Carton: 50 pcs.; Case: 500 pcs.

TMP type: Carton: 50 pcs.; Case: 300 pcs.

3. 1 Form A Sealed type

Nominal coil voltage	Part No.	
	PCB type	TMP type
12V DC	JTV1aS-PA-12V	JTV1aS-TMP-12V
18V DC	JTV1aS-PA-18V	JTV1aS-TMP-18V
24V DC	JTV1aS-PA-24V	JTV1aS-TMP-24V
48V DC	JTV1aS-PA-48V	JTV1aS-TMP-48V

Standard packing: PCB type: Carton: 50 pcs.; Case: 500 pcs.
 TMP type: Carton: 50 pcs.; Case: 300 pcs.

4. 1 Form C Sealed type

Nominal coil voltage	Part No.	
	PCB type	TMP type
12V DC	JTV1S-PA-12V	JTV1S-TMP-12V
18V DC	JTV1S-PA-18V	JTV1S-TMP-18V
24V DC	JTV1S-PA-24V	JTV1S-TMP-24V
48V DC	JTV1S-PA-48V	JTV1S-TMP-48V

Standard packing: PCB type: Carton: 50 pcs.; Case: 500 pcs.
 TMP type: Carton: 50 pcs.; Case: 300 pcs.

RATING

1. Coil data

Nominal coil voltage	Pick-up voltage (at 20°C 68°F)	Drop-out voltage (at 20°C 68°F)	Nominal operating current [±10%] (at 20°C 68°F)	Coil resistance [±10%] (at 20°C 68°F)	Nominal operating power	Max. applied voltage (at 20°C 68°F)
12V DC	75%V or less of nominal voltage (Initial)	10%V or more of nominal voltage (Initial)	83.3mA	144Ω	1,000mW	120%V of nominal voltage
18V DC			55.6mA	324Ω		
24V DC			41.7mA	576Ω		
48V DC			20.8mA	2,304Ω		

2. Specifications

Characteristics	Item	Specifications	
Contact	Contact material	AgSnO ₂ type	
	Arrangement	1 Form A 1 Form C	
	Contact resistance (Initial)	Max. 50 mΩ (By voltage drop 6 V DC 1A)	
Rating	Nominal switching capacity (resistive load)	20A 277V AC N.C.: 10A 277V AC, N.O.: 20A 277V AC	
	Max. switching power (resistive load)	8,310VA (30A 277V AC) N.C.: 2,770VA, N.O.: 5,540VA	
	Max. switching voltage	277V AC	
	Max. switching current	30A N.C.: 10A, N.O.: 20A	
	Nominal operating power	Approx. 1,000mW	
	Min. switching capacity (reference value)*1	100mA, 5V DC	
Electrical characteristics	Insulation resistance (Initial)	Min. 100MΩ (at 500V DC) Measurement at same location as "Breakdown voltage" section.	
	Breakdown voltage (Initial)	Between open contacts	1,200 Vrms for 1 min. (Detection current: 10 mA)
		Between contact and coil	3,500 Vrms for 1 min. (Detection current: 10 mA)
	Surge breakdown voltage*2 (Between contact and coil) (Initial)	6,000 V	
	Operate time (at nominal voltage) (at 20°C 68°F)	Max. 15 ms (excluding contact bounce time.)	
Release time (at nominal voltage) (at 20°C 68°F)	Max. 10 ms (excluding contact bounce time) (Without diode)		
Mechanical characteristics	Shock resistance	Functional	Min. 98 m/s ² (Half-wave pulse of sine wave: 11 ms; detection time: 10μs.)
		Destructive	Min. 980 m/s ² (Half-wave pulse of sine wave: 6 ms.)
	Vibration resistance	Functional	10 to 55 Hz at double amplitude of 1.5 mm (Detection time: 10μs.)
		Destructive	10 to 55 Hz at double amplitude of 2 mm
Expected life	Mechanical	Min. 1×10 ⁷	
	Electrical (at 20 times/min.)*3	Min. 1×10 ⁵ (20A 277V AC at resistive load) N.O.: Min. 1×10 ⁵ (20A 277V AC at resistive load) N.C.: Min. 1×10 ⁵ (10A 277V AC at resistive load)	
Conditions	Conditions for operation, transport and storage*4	Ambient temperature: -55°C to +85°C -67°F to +185°F, Humidity: 5 to 85% R.H. (Not freezing and condensing at low temperature)	
	Max. operating speed	20 times/min. (at nominal switching capacity)	
Unit weight		PCB type: Approx. 25 g .88 oz TMP type: Approx. 30 g 1.06 oz	

* Specifications will vary with foreign standards certification ratings.
 Notes: *1. This value can change due to the switching frequency, environmental conditions, and desired reliability level, therefore it is recommended to check this with the actual load.
 *2. Wave is standard shock voltage of ±1.2×50μs according to JEC-212-1981
 *3. In order to obtain the full rated life cycles, the relay should be properly vented by removing the vent nib. More detail, please look at caution for NOTES.
 *4. The upper limit of the ambient temperature is the maximum temperature that can satisfy the coil temperature rise value. Refer to Usage, transport and storage conditions in NOTES.

REFERENCE DATA

1. Change of rate of pick-up and drop-out voltage (at 20°C 68°F)
 Sample: JTV1S-TMP-24V (6 pcs.)



2. Operate/release time
 Sample: JTV1S-TMP-24V



3. Operate/release time
 Sample: JTV1aS-PA-24V



4. Distribution frequency of pick-up voltage (at 20°C 68°F)
 Sample: JTV1S-TMP-12V (100 pcs.)



5. Distribution frequency of drop-out voltage (at 20°C 68°F)
 Sample: JTV1S-TMP-12V (100 pcs.)



6.-(1) Coil temperature rise (TMP type)*
 Ambient temperature: 25°C 77°F
 Sample: JTV1aS-TMP-12V (6 pcs.)



6.-(2) Coil temperature rise (TMP type)*
 Ambient temperature: 85°C 185°F
 Sample: JTV1aS-TMP-12V (6 pcs.)

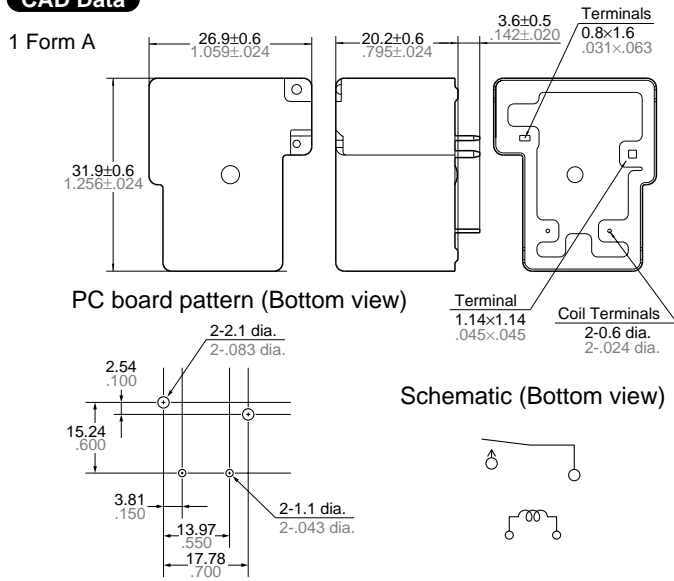


DIMENSIONS (mm inch)

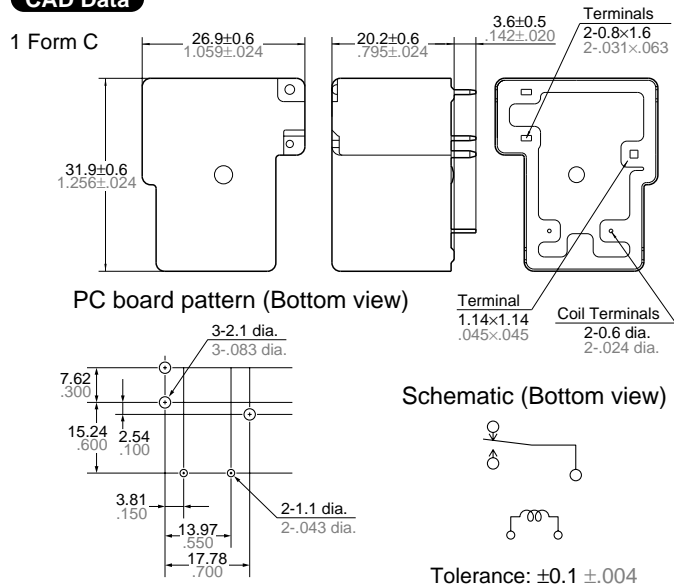
The CAD data of the products with a **CAD Data** mark can be downloaded from: <http://industrial.panasonic.com/ac/e/>

1. PCB type

CAD Data

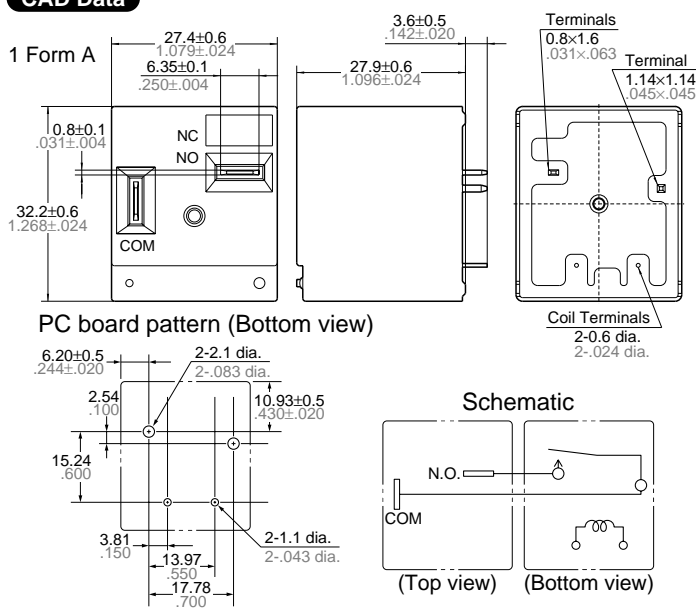


CAD Data

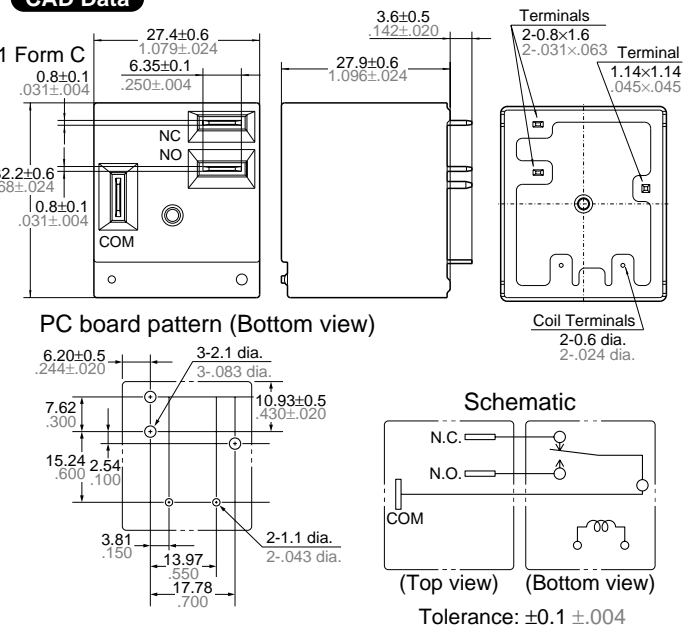


2. TMP type

CAD Data



CAD Data



SAFETY STANDARDS

Item	UL/C-UL (Recognized)	
	File No.	Contact rating
1 Form A	E43028	30A 277V AC, 30A 28V DC, 2HP 250V AC
1 Form C	N.O.	20A 277V AC, 20A 28V DC, 2HP 250V AC
	N.C.	10A 277V AC, 10A 28V DC, ½HP 250V AC

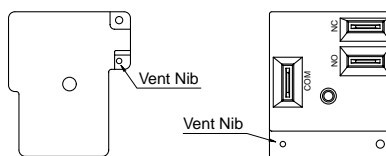
* CSA standard: Certified by C-UL

NOTES

1. Electrical life

In order to obtain the full rated life cycles, the relay should be properly vented by removing the vent nib after the soldering/washing process.

- PCB type
- TMP type



For Cautions for Use.

Mouser Electronics

Authorized Distributor

Click to View Pricing, Inventory, Delivery & Lifecycle Information:

Panasonic:

[JTV1AS-PA-12V](#) [JTV1AG-PA-12V](#) [JTV1AG-PA-15V](#) [JTV1AG-PA-18V](#) [JTV1AG-PA-24V](#) [JTV1AG-PA-48V](#)
[JTV1AG-PA-5V](#) [JTV1AG-PA-6V](#) [JTV1AG-PA-9V](#) [JTV1AG-TMP-12V](#) [JTV1AG-TMP-15V](#) [JTV1AG-TMP-18V](#)
[JTV1AG-TMP-24V](#) [JTV1AG-TMP-48V](#) [JTV1AG-TMP-5V](#) [JTV1AG-TMP-6V](#) [JTV1AG-TMP-9V](#) [JTV1AS-PA-15V](#)
[JTV1AS-PA-18V](#) [JTV1AS-PA-24V](#) [JTV1AS-PA-48V](#) [JTV1AS-PA-5V](#) [JTV1AS-PA-6V](#) [JTV1AS-PA-9V](#) [JTV1AS-TMP-](#)
[12V](#) [JTV1AS-TMP-15V](#) [JTV1AS-TMP-18V](#) [JTV1AS-TMP-24V](#) [JTV1AS-TMP-48V](#) [JTV1AS-TMP-5V](#) [JTV1AS-TMP-](#)
[6V](#) [JTV1AS-TMP-9V](#) [JTV1G-PA-12V](#) [JTV1G-PA-15V](#) [JTV1G-PA-18V](#) [JTV1G-PA-24V](#) [JTV1G-PA-48V](#) [JTV1G-PA-](#)
[5V](#) [JTV1G-PA-6V](#) [JTV1G-PA-9V](#) [JTV1G-TMP-12V](#) [JTV1G-TMP-15V](#) [JTV1G-TMP-18V](#) [JTV1G-TMP-24V](#) [JTV1G-](#)
[TMP-48V](#) [JTV1G-TMP-5V](#) [JTV1G-TMP-6V](#) [JTV1G-TMP-9V](#) [JTV1S-PA-12V](#) [JTV1S-PA-15V](#) [JTV1S-PA-18V](#) [JTV1S-](#)
[PA-24V](#) [JTV1S-PA-48V](#) [JTV1S-PA-5V](#) [JTV1S-PA-6V](#) [JTV1S-PA-9V](#) [JTV1S-TMP-12V](#) [JTV1S-TMP-15V](#) [JTV1S-](#)
[TMP-18V](#) [JTV1S-TMP-24V](#) [JTV1S-TMP-48V](#) [JTV1S-TMP-5V](#) [JTV1S-TMP-6V](#) [JTV1S-TMP-9V](#)



Компания «ЭлектроПласт» предлагает заключение долгосрочных отношений при поставках импортных электронных компонентов на взаимовыгодных условиях!

Наши преимущества:

- Оперативные поставки широкого спектра электронных компонентов отечественного и импортного производства напрямую от производителей и с крупнейших мировых складов;
- Поставка более 17-ти миллионов наименований электронных компонентов;
- Поставка сложных, дефицитных, либо снятых с производства позиций;
- Оперативные сроки поставки под заказ (от 5 рабочих дней);
- Экспресс доставка в любую точку России;
- Техническая поддержка проекта, помощь в подборе аналогов, поставка прототипов;
- Система менеджмента качества сертифицирована по Международному стандарту ISO 9001;
- Лицензия ФСБ на осуществление работ с использованием сведений, составляющих государственную тайну;
- Поставка специализированных компонентов (Xilinx, Altera, Analog Devices, Intersil, Interpoint, Microsemi, Aeroflex, Peregrine, Syfer, Eurofarad, Texas Instrument, Miteq, Cobham, E2V, MA-COM, Hittite, Mini-Circuits, General Dynamics и др.);

Помимо этого, одним из направлений компании «ЭлектроПласт» является направление «Источники питания». Мы предлагаем Вам помощь Конструкторского отдела:

- Подбор оптимального решения, техническое обоснование при выборе компонента;
- Подбор аналогов;
- Консультации по применению компонента;
- Поставка образцов и прототипов;
- Техническая поддержка проекта;
- Защита от снятия компонента с производства.



Как с нами связаться

Телефон: 8 (812) 309 58 32 (многоканальный)

Факс: 8 (812) 320-02-42

Электронная почта: org@eplast1.ru

Адрес: 198099, г. Санкт-Петербург, ул. Калинина, дом 2, корпус 4, литера А.