
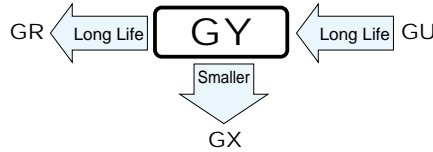


ALUMINUM ELECTROLYTIC CAPACITORS

GY series Snap-in Terminal Type, 105°C Long Life Assurance



- Long life assurance series withstanding 5000 hours application of ripple current at 105°C.
- Suited for use in industrial power supplies applications where high reliability and dependable performance are the most important.
- Suited for ballast application.
- Compliant to the RoHS directive (2002/95/EC).



Specifications

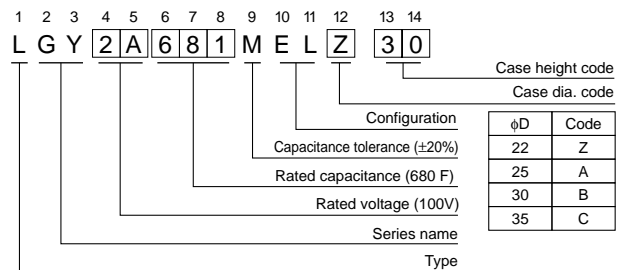
Item	Performance Characteristics						
Category Temperature Range	- 40 to +105°C						
Rated Voltage Range	16 to 100V						
Rated Capacitance Range	560 to 47000μF						
Capacitance Tolerance	±20% at 120Hz, 20°C						
Leakage Current	$I \leq 3\sqrt{CV}$ (μA) (After 5 minutes' application of rated voltage) [C : Rated Capacitance (μF) V : Voltage (V)]						
Tangent of loss angle (tan δ)	Measurement frequency : 120Hz at 20°C						
	Rated voltage(V)	16	25	35	50	63	80 · 100
	tan δ (MAX.)	0.50	0.40	0.35	0.30	0.25	0.20
Stability at Low Temperature	Measurement frequency : 120Hz						
	Rated voltage(V)			16 to 100			
	Impedance ratio	Z-25°C/Z+20°C		4			
	ZT/Z20 (MAX.)	Z-40°C/Z+20°C		20			
Endurance	The specifications listed at right shall be met when the capacitors are restored to 20°C after D.C. bias plus rated ripple current is applied for 5000 hours at 105°C, the peak voltage shall not exceed the rated voltage.					Capacitance change	Within ±25% of the initial capacitance value
						tan δ	250% or less than the initial specified value
Shelf Life	After storing the capacitors under no load at 105°C for 1000 hours and then performing voltage treatment based on JIS C 5101-4 clause 4.1 at 20°C, they shall meet the requirements listed at right.					Capacitance change	Within ±15% of the initial capacitance value
						tan δ	150% or less than the initial specified value
Marking	Printed with white color letter on black sleeve.					Leakage current	Less than or equal to the initial specified value

Drawing



※ The other terminal is also available upon request.
Please refer page 280 for schematic of dimensions.

Type numbering system (Example : 100V 680μF)



Frequency coefficient of rated ripple current

Frequency (Hz)	50	60	120	300	1k	10k	50k or more
16 to 100V	0.88	0.90	1.00	1.07	1.15	1.15	1.15

Minimum order quantity : 50pcs.

● Dimension table in next page.

■ Dimensions

16V (1C)				
Cap. (μF)	Size φD × L(mm)	Rated ripple (mA)	Leakage Current (mA)	Code
6800	22 × 25	1800	0.98	LGY1C682MELZ25
8200	22 × 30	2000	1.08	LGY1C822MELZ30
10000	22 × 30	2200	1.20	LGY1C103MELZ30
	25 × 25	2200	1.20	LGY1C103MELA25
12000	22 × 35	2400	1.31	LGY1C123MELZ35
	25 × 30	2400	1.31	LGY1C123MELA30
	30 × 25	2400	1.31	LGY1C123MELB25
15000	22 × 40	2700	1.46	LGY1C153MELZ40
	25 × 35	2700	1.46	LGY1C153MELA35
	30 × 30	2700	1.46	LGY1C153MELB30
18000	22 × 50	3000	1.60	LGY1C183MELZ50
	25 × 40	3000	1.60	LGY1C183MELA40
	30 × 30	3000	1.60	LGY1C183MELB30
22000	25 × 45	3300	1.77	LGY1C223MELA45
	30 × 35	3300	1.77	LGY1C223MELB35
	35 × 30	3300	1.77	LGY1C223MELC30
27000	25 × 50	3600	1.97	LGY1C273MELA50
	30 × 40	3600	1.97	LGY1C273MELB40
	35 × 30	3600	1.97	LGY1C273MELC30
33000	30 × 45	4000	2.17	LGY1C333MELB45
	35 × 35	4000	2.17	LGY1C333MELC35
39000	30 × 50	4300	2.36	LGY1C393MELB50
	35 × 40	4300	2.36	LGY1C393MELC40
47000	35 × 45	4700	2.60	LGY1C473MELC45

25V (1E)				
Cap. (μF)	Size φD × L(mm)	Rated ripple (mA)	Leakage Current (mA)	Code
4700	22 × 25	1600	1.02	LGY1E472MELZ25
5600	22 × 30	1800	1.12	LGY1E562MELZ30
6800	22 × 30	1900	1.23	LGY1E682MELZ30
	25 × 25	1900	1.23	LGY1E682MELA25
8200	22 × 35	2100	1.35	LGY1E822MELZ35
	25 × 30	2100	1.35	LGY1E822MELA30
	30 × 25	2100	1.35	LGY1E822MELB25
10000	22 × 40	2300	1.50	LGY1E103MELZ40
	25 × 35	2300	1.50	LGY1E103MELA35
	30 × 30	2300	1.50	LGY1E103MELB30
12000	22 × 45	2600	1.64	LGY1E123MELZ45
	25 × 40	2600	1.64	LGY1E123MELA40
	30 × 30	2600	1.64	LGY1E123MELB30
15000	25 × 45	2900	1.83	LGY1E153MELA45
	30 × 35	2900	1.83	LGY1E153MELB35
	35 × 30	2900	1.83	LGY1E153MELC30
18000	25 × 50	3100	2.01	LGY1E183MELA50
	30 × 40	3100	2.01	LGY1E183MELB40
	35 × 35	3100	2.01	LGY1E183MELC35
22000	30 × 45	3500	2.22	LGY1E223MELB45
	35 × 35	3500	2.22	LGY1E223MELC35
27000	35 × 45	3800	2.46	LGY1E273MELC45
33000	35 × 50	4200	2.72	LGY1E333MELC50

35V (1V)				
Cap. (μF)	Size φD × L(mm)	Rated ripple (mA)	Leakage Current (mA)	Code
3300	22 × 25	1500	1.01	LGY1V332MELZ25
3900	22 × 30	1600	1.10	LGY1V392MELZ30
4700	22 × 35	1800	1.21	LGY1V472MELZ35
	25 × 25	1800	1.21	LGY1V472MELA25
5600	22 × 35	2000	1.32	LGY1V562MELZ35
	25 × 30	2000	1.32	LGY1V562MELA30
	30 × 25	2000	1.32	LGY1V562MELB25
6800	22 × 40	2200	1.46	LGY1V682MELZ40
	25 × 35	2200	1.46	LGY1V682MELA35
	30 × 25	2200	1.46	LGY1V682MELB25
8200	22 × 50	2400	1.60	LGY1V822MELZ50
	25 × 40	2400	1.60	LGY1V822MELA40
	30 × 30	2400	1.60	LGY1V822MELB30
10000	25 × 45	2600	1.77	LGY1V103MELA45
	30 × 35	2600	1.77	LGY1V103MELB35
	25 × 50	2900	1.94	LGY1V123MELA50
12000	30 × 40	2900	1.94	LGY1V123MELB40
	35 × 30	2900	1.94	LGY1V123MELC30
15000	30 × 45	3200	2.17	LGY1V153MELB45
	35 × 35	3200	2.17	LGY1V153MELC35
18000	35 × 40	3500	2.38	LGY1V183MELC40
22000	35 × 50	3900	2.63	LGY1V223MELC50

50V (1H)				
Cap. (μF)	Size φD × L(mm)	Rated ripple (mA)	Leakage Current (mA)	Code
1800	22 × 25	1300	0.90	LGY1H182MELZ25
2200	22 × 25	1400	0.99	LGY1H222MELZ25
2700	22 × 30	1600	1.10	LGY1H272MELZ30
	25 × 25	1600	1.10	LGY1H272MELA25
3300	22 × 35	1800	1.21	LGY1H332MELZ35
	25 × 30	1800	1.21	LGY1H332MELA30
3900	22 × 40	1900	1.32	LGY1H392MELZ40
	25 × 30	1900	1.32	LGY1H392MELA30
	30 × 25	1900	1.32	LGY1H392MELB25
4700	22 × 45	2100	1.45	LGY1H472MELZ45
	25 × 35	2100	1.45	LGY1H472MELA35
	30 × 30	2100	1.45	LGY1H472MELB30
5600	22 × 50	2300	1.58	LGY1H562MELZ50
	25 × 40	2300	1.58	LGY1H562MELA40
	30 × 30	2300	1.58	LGY1H562MELB30
6800	25 × 45	2500	1.74	LGY1H682MELA45
	30 × 35	2500	1.74	LGY1H682MELB35
	35 × 30	2500	1.74	LGY1H682MELC30
8200	30 × 40	2800	1.92	LGY1H822MELB40
	35 × 35	2800	1.92	LGY1H822MELC35
10000	30 × 50	3100	2.12	LGY1H103MELB50
	35 × 40	3100	2.12	LGY1H103MELC40
12000	35 × 45	3400	2.32	LGY1H123MELC45
15000	35 × 50	3800	2.59	LGY1H153MELC50

Rated ripple current (mA_{rms}) at 105°C 120Hz

■ Dimensions

63V (1J)				
Cap. (μF)	Size φD × L(mm)	Rated ripple (mA)	Leakage Current (mA)	Code
1200	22 × 25	1300	0.82	LGY1J122MELZ25
1500	22 × 30	1500	0.92	LGY1J152MELZ30
	25 × 25	1500	0.92	LGY1J152MELA25
1800	22 × 30	1600	1.01	LGY1J182MELZ30
	25 × 25	1600	1.01	LGY1J182MELA25
2200	22 × 35	1800	1.11	LGY1J222MELZ35
	25 × 30	1800	1.11	LGY1J222MELA30
2700	22 × 40	2000	1.23	LGY1J272MELZ40
	25 × 35	2000	1.23	LGY1J272MELA35
	30 × 25	2000	1.23	LGY1J272MELB25
3300	22 × 45	2200	1.36	LGY1J332MELZ45
	25 × 35	2200	1.36	LGY1J332MELA35
	30 × 30	2200	1.36	LGY1J332MELB30
3900	25 × 40	2400	1.48	LGY1J392MELA40
	30 × 35	2400	1.48	LGY1J392MELB35
4700	25 × 50	2600	1.63	LGY1J472MELA50
	30 × 40	2600	1.63	LGY1J472MELB40
	35 × 30	2600	1.63	LGY1J472MELC30
5600	30 × 45	2800	1.78	LGY1J562MELB45
	35 × 35	2800	1.78	LGY1J562MELC35
6800	30 × 50	3100	1.96	LGY1J682MELB50
	35 × 40	3100	1.96	LGY1J682MELC40
8200	35 × 45	3400	2.15	LGY1J822MELC45
10000	35 × 50	3800	2.38	LGY1J103MELC50

80V (1K)				
Cap. (μF)	Size φD × L(mm)	Rated ripple (mA)	Leakage Current (mA)	Code
820	22 × 25	1200	0.76	LGY1K821MELZ25
1000	22 × 25	1300	0.84	LGY1K102MELZ25
1200	22 × 30	1500	0.92	LGY1K122MELZ30
	25 × 25	1500	0.92	LGY1K122MELA25
1500	22 × 35	1600	1.03	LGY1K152MELZ35
	25 × 25	1600	1.03	LGY1K152MELA25
1800	22 × 35	1800	1.13	LGY1K182MELZ35
	25 × 30	1800	1.13	LGY1K182MELA30
	30 × 25	1800	1.13	LGY1K182MELB25
2200	22 × 45	2000	1.25	LGY1K222MELZ45
	25 × 35	2000	1.25	LGY1K222MELA35
	30 × 25	2000	1.25	LGY1K222MELB25
2700	25 × 40	2200	1.39	LGY1K272MELA40
	30 × 30	2200	1.39	LGY1K272MELB30
3300	25 × 45	2400	1.54	LGY1K332MELA45
	30 × 35	2400	1.54	LGY1K332MELB35
	35 × 30	2400	1.54	LGY1K332MELC30
3900	30 × 40	2600	1.67	LGY1K392MELB40
	35 × 30	2600	1.67	LGY1K392MELC30
4700	30 × 45	2900	1.83	LGY1K472MELB45
	35 × 35	2900	1.83	LGY1K472MELC35
5600	35 × 40	3100	2.00	LGY1K562MELC40
6800	35 × 45	3500	2.21	LGY1K682MELC45

100V (2A)				
Cap. (μF)	Size φD × L(mm)	Rated ripple (mA)	Leakage Current (mA)	Code
560	22 × 25	1100	0.70	LGY2A561MELZ25
680	22 × 30	1200	0.78	LGY2A681MELZ30
820	22 × 30	1300	0.85	LGY2A821MELZ30
	25 × 25	1300	0.85	LGY2A821MELA25
1000	22 × 35	1500	0.94	LGY2A102MELZ35
	25 × 30	1500	0.94	LGY2A102MELA30
1200	22 × 40	1600	1.03	LGY2A122MELZ40
	25 × 35	1600	1.03	LGY2A122MELA35
	30 × 25	1600	1.03	LGY2A122MELB25
1500	22 × 45	1800	1.16	LGY2A152MELZ45
	25 × 40	1800	1.16	LGY2A152MELA40
	30 × 30	1800	1.16	LGY2A152MELB30
1800	25 × 45	2000	1.27	LGY2A182MELA45
	30 × 35	2000	1.27	LGY2A182MELB35
2200	25 × 50	2200	1.40	LGY2A222MELA50
	30 × 40	2200	1.40	LGY2A222MELB40
	35 × 30	2200	1.40	LGY2A222MELC30
2700	30 × 45	2400	1.55	LGY2A272MELB45
	35 × 35	2400	1.55	LGY2A272MELC35
3300	30 × 50	2700	1.72	LGY2A332MELB50
	35 × 40	2700	1.72	LGY2A332MELC40
3900	35 × 45	2900	1.87	LGY2A392MELC45
4700	35 × 50	3200	2.05	LGY2A472MELC50

Rated ripple current (mArms) at 105°C 120Hz



Компания «ЭлектроПласт» предлагает заключение долгосрочных отношений при поставках импортных электронных компонентов на взаимовыгодных условиях!

Наши преимущества:

- Оперативные поставки широкого спектра электронных компонентов отечественного и импортного производства напрямую от производителей и с крупнейших мировых складов;
- Поставка более 17-ти миллионов наименований электронных компонентов;
- Поставка сложных, дефицитных, либо снятых с производства позиций;
- Оперативные сроки поставки под заказ (от 5 рабочих дней);
- Экспресс доставка в любую точку России;
- Техническая поддержка проекта, помощь в подборе аналогов, поставка прототипов;
- Система менеджмента качества сертифицирована по Международному стандарту ISO 9001;
- Лицензия ФСБ на осуществление работ с использованием сведений, составляющих государственную тайну;
- Поставка специализированных компонентов (Xilinx, Altera, Analog Devices, Intersil, Interpoint, Microsemi, Aeroflex, Peregrine, Syfer, Eurofarad, Texas Instrument, Miteq, Cobham, E2V, MA-COM, Hittite, Mini-Circuits, General Dynamics и др.);

Помимо этого, одним из направлений компании «ЭлектроПласт» является направление «Источники питания». Мы предлагаем Вам помощь Конструкторского отдела:

- Подбор оптимального решения, техническое обоснование при выборе компонента;
- Подбор аналогов;
- Консультации по применению компонента;
- Поставка образцов и прототипов;
- Техническая поддержка проекта;
- Защита от снятия компонента с производства.



Как с нами связаться

Телефон: 8 (812) 309 58 32 (многоканальный)

Факс: 8 (812) 320-02-42

Электронная почта: org@eplast1.ru

Адрес: 198099, г. Санкт-Петербург, ул. Калинина, дом 2, корпус 4, литера А.