

## Type 12 Lay-In Wireway 1485 Series

### Wireway & Accessories



### Application

- Designed to enclose and protect electrical wiring from dirt, dust, oil and water.
- All sections and fittings are completely open on each side to allow wires and cables to be placed into the wireway without "pulling through".

### Standards

- UL 870 Type 1 (unless marked1)
- CSA Type 1 (unless marked1)
- **Complies with**
  - NEMA Type 12
  - JIC EMP-1-1967
  - JIC EGP-1-1967
  - IEC 60529, IP54

### Construction

- Bodies and covers are formed from 14-gauge steel with 10 gauge steel flanges.
- 12" x 6" size has a 12 gauge steel body with a 14-gauge cover.
- Smooth continuously welded seams.
- Interior surfaces are smooth to prevent wire damage during installation.
- Butt hinged cover is secured with easily operated quick release clamps.
- Oil resistant gaskets are permanently secured.
- Solid oil resistant gaskets are used between flanges when sections and fittings are bolted together.
- One gasket kit, complete with hardware is provided with each straight section or fitting.
- Sealing plate is supplied.
- Flange junctions are sealed with gasket sealing plates, which are put in place after wiring is completed. One is supplied with all straight sections and most fittings; see table for exact number.

### Finish

- Sections and components are finished in ANSI 61 gray powder coating.

### Notes

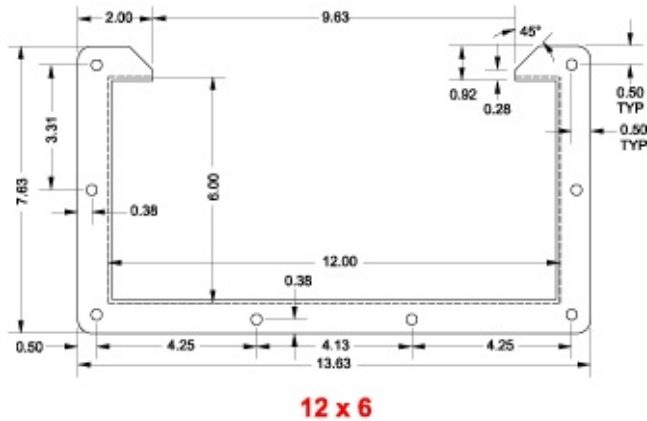
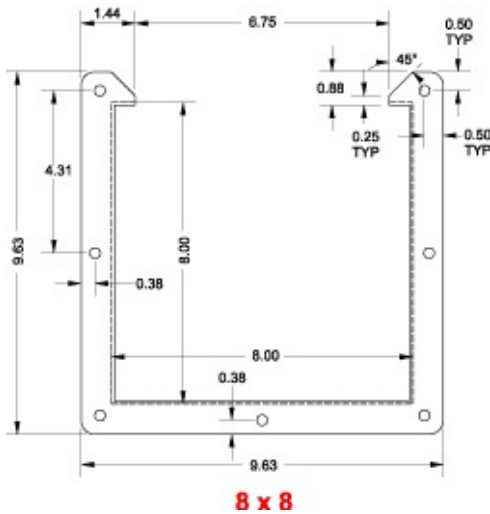
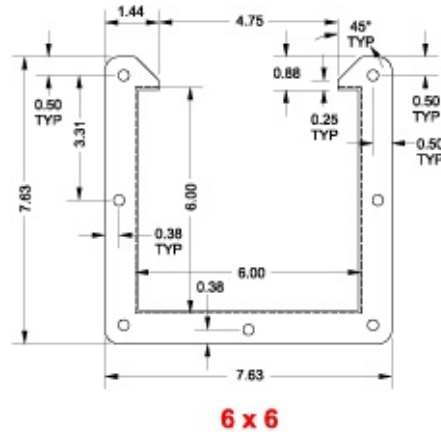
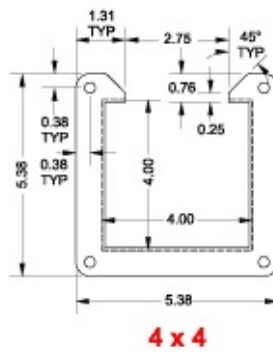
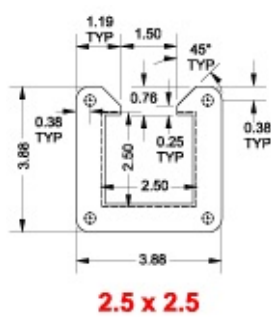
- When joining a wireway section or fitting to an enclosure be sure to order a box connector.
- When joining two wireway sections, or joining a wireway section to a fitting, a flat sealing plate is required at each junction; necessary kits are supplied with each section and fitting. See table, extra kits may be ordered if necessary.
- When joining a lay-in wireway section or fitting to a closure plate, a box connector, or cut-off fitting, an angle sealing plate is required at each

junction.

- Necessary kits are supplied with each section and fitting - see table. Extra kits, although not normally required, are necessary when joining lay-in wireway to a non-lay-in section or fitting section.

## Accessories

- [Flat Sealing Plate](#)
- [Barrier Kit](#)
- [Flexible Fitting](#)
- [Cross Fitting](#)
- [Cut-Off Fitting \(Non Lay-In\)](#)
- [45 degree Elbow Top Opening](#)
- [45 degree Elbow Outside Opening](#)
- [90 degree Elbow Inside Opening](#)
- [Tee Fitting Top Opening](#)
- [Reducers](#)
- [12" Transposition Sections Clockwise & Counter-Clockwise](#)
- [Bracket Hanger](#)
- [Junction Box](#)
- [Angle Sealing Plate](#)
- [Swivel Nipple](#)
- [Adjustable Fitting](#)
- [Cut-Off Fitting \(Lay-In\)](#)
- [Nipple](#)
- [45 degree Elbow Inside Opening](#)
- [90 degree Elbow Top Opening](#)
- [90 degree Elbow Outside Opening](#)
- [Tee Fitting Outside and Top Opening](#)
- [Box Connector](#)
- [Drop Hanger](#)
- [Cover Plate](#)



Description	Sealing Plates Supplied	2.5 x 2.5 Part No.	4 x 4 Part No.	6 x 6 Part No.	8 x 8 Part No.	12 x 6 Part No.
6" Section	1 Flat	1485B6	1485C6	1485D6	1485E6	1485F6
12" Section	1 Flat	1485B12	1485C12	1485D12	1485E12	1485F12
24" Section	1 Flat	1485B24	1485C24	1485D24	1485E24	1485F24
36" Section	1 Flat	1485B36	1485C36	1485D36	1485E36	1485F36
48" Section	1 Flat	1485B48	1485C48	1485D48	1485E48	1485F48

60" Section	1 Flat	<b>1485B60</b>	<b>1485C60</b>	<b>1485D60</b>	<b>1485E60</b>	<b>1485F60</b>
120" Section	1 Flat	<b>1485B120</b>	<b>1485C120</b>	<b>1485D120</b>	<b>1485E120</b>	<b>1485F120</b>
60" Long Partition (Barrier)	-	-	<b>1487CB60<sup>1</sup></b>	<b>1487DB60<sup>1</sup></b>	<b>1487EB60<sup>1</sup></b>	<b>1487DB60<sup>1</sup></b>
1" Nipple	1 Flat	<b>1485BM1</b>	<b>1485CM1</b>	<b>1485DM1</b>	-	-
2" Nipple	1 Flat	<b>1485BM2</b>	<b>1485CM2</b>	<b>1485DM2</b>	-	-
3" Nipple	1 Flat	<b>1485BM3</b>	<b>1485CM3</b>	<b>1485DM3</b>	-	-
Box Entry Swivel Nipple	1 Angle	<b>1485BV1</b>	<b>1485CV1</b>	<b>1485DV1</b>	<b>1485EV1</b>	-
Standard Swivel Nipple	2 Angle	<b>1485BV2</b>	<b>1485CV2</b>	<b>1485DV2</b>	<b>1485EV2</b>	-
12" Transposition Clockwise	1 Flat	<b>1485BZ12</b>	<b>1485CZ12</b>	<b>1485DZ12</b>	<b>1485EZ12</b>	-
12" Transposition Counter-Clockwise	1 Flat	<b>1485BZC12</b>	<b>1485CZC12</b>	<b>1485DZC12</b>	<b>1485EZC12</b>	-
Flexible Fitting	None	<b>1485BFF</b>	<b>1485CFF</b>	<b>1485DFF</b>	<b>1485EFF</b>	-
Adjustable Fitting	1 Spec.	<b>1485BX<sup>1</sup></b>	<b>1485CX<sup>1</sup></b>	<b>1485DX<sup>1</sup></b>	<b>1485EX<sup>1</sup></b>	<b>1485FX<sup>1</sup></b>
Cut-Off Fitting Lay-In	1 Flat	<b>1485BW1<sup>1</sup></b>	<b>1485CW1<sup>1</sup></b>	<b>1485DW1<sup>1</sup></b>	<b>1485EW1<sup>1</sup></b>	<b>1485FW1<sup>1</sup></b>
Cut-Off Fitting Non Lay-In	1 Angle	<b>1485BW2<sup>1</sup></b>	<b>1485CW2<sup>1</sup></b>	<b>1485DW2<sup>1</sup></b>	<b>1485EW2<sup>1</sup></b>	<b>1485FW2<sup>1</sup></b>
90° Elbow, Top Opening	1 Flat	<b>1485B9N</b>	<b>1485C9N</b>	<b>1485D9N</b>	<b>1485E9N</b>	<b>1485F9N</b>
90° Elbow, Inside Opening	1 Flat	<b>1485B9P</b>	<b>1485C9P</b>	<b>1485D9P</b>	<b>1485E9P</b>	<b>1485F9P</b>
90° Elbow, Outside Opening	1 Flat	<b>1485B9Q</b>	<b>1485C9Q</b>	<b>1485D9Q</b>	<b>1485E9Q</b>	<b>1485F9Q</b>
45° Elbow, Top Opening	1 Flat	<b>1485B4N</b>	<b>1485C4N</b>	<b>1485D4N</b>	<b>1485E4N</b>	<b>1485F4N</b>
45° Elbow, Inside Opening	1 Flat	<b>1485B4P</b>	<b>1485C4P</b>	<b>1485D4P</b>	<b>1485E4P</b>	-
45° Elbow, Outside Opening	1 Flat	<b>1485B4Q</b>	<b>1485C4Q</b>	<b>1485D4Q</b>	<b>1485E4Q</b>	-
Tee Fitting, Top Opening	2 Flat	<b>1485BTN</b>	<b>1485CTN</b>	<b>1485DTN</b>	<b>1485ETN</b>	<b>1485FTN</b>
Tee Fitting, Outside & Top Opening	2 Flat	<b>1485BTQ</b>	<b>1485CTQ</b>	<b>1485DTQ</b>	<b>1485ETQ</b>	-
Cross Fitting	3 Flat	<b>1485BY</b>	<b>1485CY</b>	<b>1485DY</b>	<b>1485EY</b>	<b>1485FY</b>
Reducer 4 x 4 to 2.5 x 2.5	None	-	<b>1485CRE</b>	-	-	-
Reducer 6 x 6 to 4 x 4	None	-	-	<b>1485DRE</b>	-	-
Reducer 8 x 8 to 6 x 6	None	-	-	-	<b>1485ERE</b>	-
Reducer 12 x 6 to 4 x 4	None	-	-	-	-	<b>1485FREC</b>
Reducer 12 x 6 to 6 x 6	None	-	-	-	-	<b>1485FRED</b>
Junction Box	1 Flat	<b>1485BJ</b>	<b>1485CJ</b>	<b>1485DJ</b>	<b>1485EJ</b>	-
Box Connector	1 Angle	<b>1485BK<sup>1</sup></b>	<b>1485CK<sup>1</sup></b>	<b>1485DK<sup>1</sup></b>	<b>1485EK<sup>1</sup></b>	<b>1485FK<sup>1</sup></b>
Drop Hanger	None	<b>1485BL1<sup>1</sup></b>	<b>1485CL1<sup>1</sup></b>	<b>1485DL1<sup>1</sup></b>	<b>1485EL1<sup>1</sup></b>	-
Bracket Hanger	None	<b>1485BL2<sup>1</sup></b>	<b>1485CL2<sup>1</sup></b>	<b>1485DL2<sup>1</sup></b>	<b>1485EL2<sup>1</sup></b>	-
Cover Plate	1 Angle	<b>1485BH<sup>2</sup></b>	<b>1485CH<sup>2</sup></b>	<b>1485DH<sup>2</sup></b>	<b>1485EH<sup>2</sup></b>	<b>1485FH<sup>2</sup></b>
Snap On Flat Sealing Plate	None	<b>1485BSM<sup>2</sup></b>	<b>1485CSM<sup>2</sup></b>	<b>1485DSM<sup>2</sup></b>	<b>1485ESM<sup>2</sup></b>	<b>1485FSM<sup>2</sup></b>
Angle Sealing Plate	None	<b>1485BS9<sup>2</sup></b>	<b>1485CS9<sup>2</sup></b>	<b>1485DS9<sup>2</sup></b>	<b>1485ES9<sup>2</sup></b>	<b>1485FS9<sup>2</sup></b>

<sup>1</sup> Does not meet CSA or UL requirement

<sup>2</sup> Maintains ratings on CSA and UL approved wireway

*Data subject to change without notice.*



Компания «ЭлектроПласт» предлагает заключение долгосрочных отношений при поставках импортных электронных компонентов на взаимовыгодных условиях!

Наши преимущества:

- Оперативные поставки широкого спектра электронных компонентов отечественного и импортного производства напрямую от производителей и с крупнейших мировых складов;
- Поставка более 17-ти миллионов наименований электронных компонентов;
- Поставка сложных, дефицитных, либо снятых с производства позиций;
- Оперативные сроки поставки под заказ (от 5 рабочих дней);
- Экспресс доставка в любую точку России;
- Техническая поддержка проекта, помощь в подборе аналогов, поставка прототипов;
- Система менеджмента качества сертифицирована по Международному стандарту ISO 9001;
- Лицензия ФСБ на осуществление работ с использованием сведений, составляющих государственную тайну;
- Поставка специализированных компонентов (Xilinx, Altera, Analog Devices, Intersil, Interpoint, Microsemi, Aeroflex, Peregrine, Syfer, Eurofarad, Texas Instrument, Miteq, Cobham, E2V, MA-COM, Hittite, Mini-Circuits, General Dynamics и др.);

Помимо этого, одним из направлений компании «ЭлектроПласт» является направление «Источники питания». Мы предлагаем Вам помощь Конструкторского отдела:

- Подбор оптимального решения, техническое обоснование при выборе компонента;
- Подбор аналогов;
- Консультации по применению компонента;
- Поставка образцов и прототипов;
- Техническая поддержка проекта;
- Защита от снятия компонента с производства.



#### Как с нами связаться

**Телефон:** 8 (812) 309 58 32 (многоканальный)

**Факс:** 8 (812) 320-02-42

**Электронная почта:** [org@eplast1.ru](mailto:org@eplast1.ru)

**Адрес:** 198099, г. Санкт-Петербург, ул. Калинина, дом 2, корпус 4, литера А.