

REVISIONS			
LTR	DESCRIPTION	DATE	APPROVED
H2	REVISED PER ECO-12-013906	7/29/12	K. YEE
J	REVISED PER ECO-12-021161	12.04.12	G.WELLS



CODE 40 TINEL-LOCK ADAPTER

NOTES:

1. THIS PRODUCT IS DESIGNED TO TERMINATE A BRAIDED CABLE SHIELD AND A HEAT SHRINKABLE LIPPED BOOT TO A CONNECTOR.
2. SEE CH00-0250-008 FOR ORDERING INFORMATION, MODIFICATIONS AND ADDITIONAL DIMENSIONS.
- ③ SEE DRAWING "TR" FOR DETAILS ON TINEL-LOCK RING. RINGS ARE DESIGNED TO BE HEATED ELECTRICALLY. ALL RINGS ARE MARKED WITH THERMOCHROMIC PAINT WHICH CHANGES COLOR WHEN INSTALLATION TEMPERATURE IS REACHED.
4. ADAPTER TO BE PERMANENTLY MARKED WITH CODE IDENT. NO. AND PART NO. LESS RING DESIGNATOR (E.G.: 06090-TXR40AB00-1206). RINGS SHALL BEAR NO MARKING.
- ⑤ FOR LARGER ENTRY SIZES, A 2 PIECE ADAPTER (TYPE II) IS SUPPLIED.
- ⑥ ADAPTER MATES TO MIL-C-38999, SERIES III AND IV, CLASS C, F, K, AND W, D38999/20, /24, /26, /40, /46, /47 CONNECTORS, AND WHEN SO MATED SHALL PROVIDE A WATER-TIGHT SEAL MEETING THE REQUIREMENTS OF MIL-C-85049, PAR. 3.5.7.
- ⑦ THESE DIMENSIONS APPLY IF A SELF-LOCKING COUPLING NUT IS USED. (MOD. CODE "S").

If this document is printed it becomes uncontrolled. Check for the latest revision

©2012 Tyco Electronics Corporation. All rights reserved.

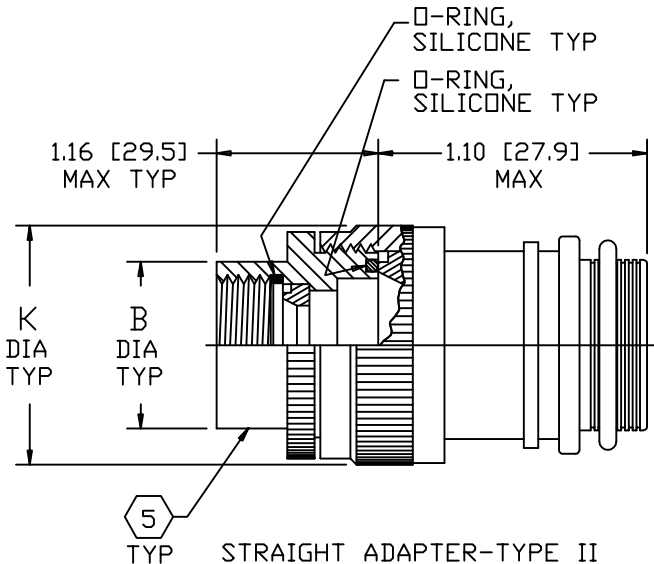
Raychem Adapters
CUSTOMER DRAWING

UNLESS OTHERWISE SPECIFIED DIMENSIONS ARE IN INCHES. METRIC DIMENSIONS ARE IN BRACKETS.	DRAWN R. RAMIREZ	DATE 03-18-93	 TE Connectivity
	CHECKED	DATE	
TYCO ELECTRONICS RESERVES THE RIGHT TO AMEND THIS DRAWING AT ANY TIME. USERS SHOULD EVALUATE THE SUITABILITY OF THE PRODUCT FOR THEIR APPLICATION	APPROVED W. C. GAY	DATE 05-19-93	TITLE TINEL-LOCK™ ADAPTER
	APPROVED G. WELLS	DATE 11-15-12	
DECIMAL TOLERANCES .XXX ± 0.005 [0.13 mm] .XX ± 0.01 [0.25 mm] .X ± 0.1 [0.50 mm]	THIRD ANGLE PROJECTION 		SIZE A
ANGLE TOLERANCE .X ± 1 DEG.			CODE IDENT. NO. 06090
DO NOT SCALE THIS DWG			SHEET 1 OF 3

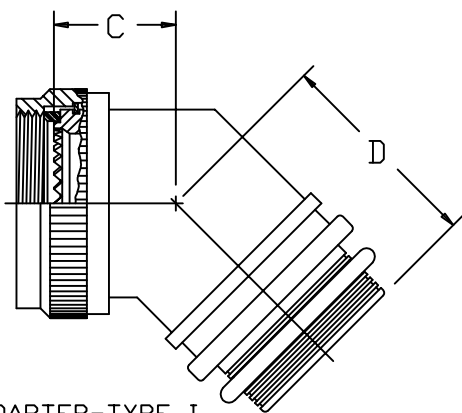
SEE SHEET 1 FOR REVISION



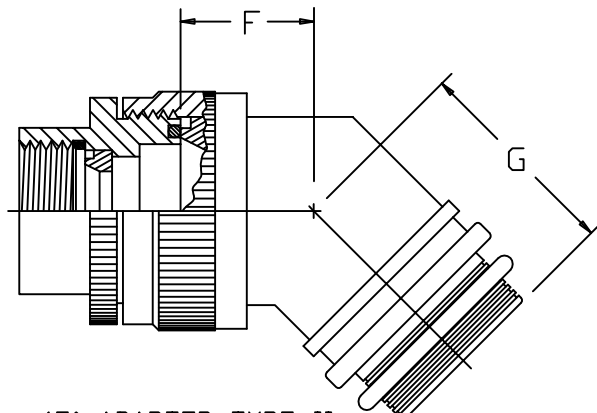
STRAIGHT ADAPTER-TYPE I



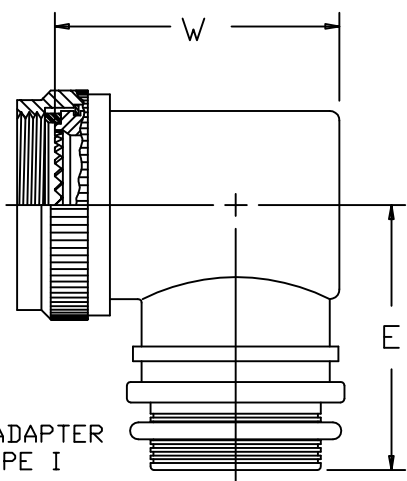
STRAIGHT ADAPTER-TYPE II



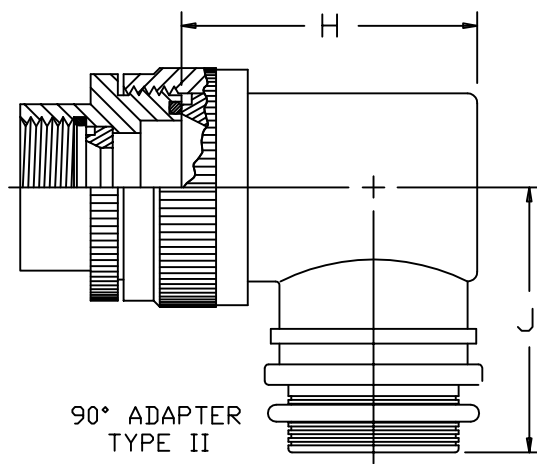
45° ADAPTER-TYPE I



45° ADAPTER-TYPE II



90° ADAPTER TYPE I



90° ADAPTER TYPE II

Raychem Adapters
CUSTOMER DRAWING

If this document is printed it becomes uncontrolled. Check for the latest revision

SIZE	CODE IDENT. NO.	DWG. NO.	REV
A	06090	TXR40	J
DO NOT SCALE THIS DWG		CAD NAME txr40_2_j_cd	SHEET 2 OF 3

TABLE I										
ORDER NO.	SHELL SIZE 		MAX ENTRY SIZE  TYPE I	A METRIC THD CLASS 6H	B DIA MAX	B DIA MAX 	C MAX	D MAX	E MAX	W MAX
	CDM'L	MIL								
08	9	A	04	M12 X 1.0	.750 [19.1]	.969 [24.6]	.82 [20.8]	.89 [22.6]	1.10 [27.9]	.85 [21.6]
10	11	B	07	M15 X 1.0	.850 [21.6]	1.063 [27.0]	.84 [21.3]	.92 [23.4]	1.20 [30.5]	.97 [24.6]
12	13	C	08	M18 X 1.0	1.000 [25.4]	1.219 [31.0]	.87 [22.1]	.95 [24.1]	1.26 [32.0]	1.10 [27.9]
14	15	D	10	M22 X 1.0	1.150 [29.2]	1.406 [35.7]	.89 [22.6]	.95 [24.1]	1.34 [34.0]	1.22 [31.0]
16	17	E	12	M25 X 1.0	1.250 [31.8]	1.469 [37.3]	.92 [23.4]	.98 [24.9]	1.40 [35.6]	1.35 [34.3]
18	19	F	14	M28 X 1.0	1.400 [35.6]	1.594 [40.5]	.95 [24.1]	1.01 [25.7]	1.45 [36.8]	1.41 [35.8]
20	21	G	16	M31 X 1.0	1.500 [38.1]	1.750 [44.5]	.97 [24.6]	1.04 [26.4]	1.51 [38.4]	1.53 [38.9]
22	23	H	18	M34 X 1.0	1.650 [41.9]	1.844 [46.8]	1.00 [25.4]	1.07 [27.2]	1.57 [39.9]	1.66 [42.2]
24	25	J	20	M37 X 1.0	1.750 [44.5]	2.031 [51.6]	1.02 [25.9]	1.07 [27.2]	1.67 [42.4]	1.78 [45.2]

TABLE II									
ENTRY SIZE	Z +.010 -.020	S DIA	Y ±.015 [±0.38]	F MAX	G MAX	H MAX	J MAX	K MAX	
04	.250 [6.35]	.376 [9.56] .370 [9.39]	.550 [13.97]	N/A	N/A	N/A	N/A	N/A	
05	.312 [7.92]	.438 [11.13] .432 [10.97]	.612 [15.54]	.77 [19.6]	.93 [23.6]	1.19 [30.2]	1.16 [29.5]	.80 [20.3]	
06	.375 [9.52]	.501 [12.73] .495 [12.57]	.675 [17.14]	.77 [19.6]	.93 [23.6]	1.19 [30.2]	1.16 [29.5]	.80 [20.3]	
07	.437 [11.09]	.563 [14.31] .556 [14.12]	.737 [18.71]	.80 [20.3]	.95 [24.1]	1.38 [35.1]	1.22 [31.0]	.92 [23.4]	
08	.500 [12.70]	.626 [15.91] .619 [15.72]	.800 [20.32]	.80 [20.3]	.95 [24.1]	1.38 [35.1]	1.22 [31.0]	.92 [23.4]	
10	.625 [15.87]	.752 [19.11] .742 [18.84]	.925 [23.49]	.84 [21.3]	1.00 [25.4]	1.51 [38.4]	1.35 [34.3]	1.18 [30.0]	
12	.750 [19.05]	.877 [22.28] .867 [22.02]	1.050 [26.67]	.88 [22.4]	1.01 [25.7]	1.63 [41.4]	1.40 [35.6]	1.35 [34.3]	
14	.875 [22.23]	1.002 [25.46] .991 [25.17]	1.175 [29.84]	.88 [22.4]	1.04 [26.4]	1.78 [45.2]	1.46 [37.1]	1.41 [35.8]	
16	1.000 [25.40]	1.127 [28.63] 1.116 [28.34]	1.300 [33.02]	.93 [23.6]	1.06 [26.9]	1.88 [47.8]	1.53 [38.9]	1.60 [40.6]	
18	1.125 [28.57]	1.252 [31.81] 1.241 [31.52]	1.425 [36.19]	.93 [23.6]	1.09 [27.7]	2.01 [51.1]	1.59 [40.4]	1.66 [42.2]	
20	1.250 [31.75]	1.377 [34.98] 1.366 [34.69]	1.550 [39.37]	.98 [24.9]	1.13 [28.7]	2.13 [54.1]	1.78 [45.2]	2.04 [51.8]	
22	1.375 [34.93]	1.502 [38.15] 1.488 [37.79]	1.675 [42.55]	1.03 [26.2]	1.38 [35.1]	2.29 [58.2]	1.85 [47.0]	2.23 [56.6]	
24	1.500 [38.10]	1.627 [41.33] 1.613 [40.97]	1.800 [45.72]	1.08 [27.2]	1.44 [36.6]	2.42 [61.5]	1.92 [48.8]	2.23 [56.6]	

Raychem Adapters
CUSTOMER DRAWING

If this document is printed it becomes uncontrolled. Check for the latest revision

SIZE A	CODE IDENT. NO. 06090	DWG. NO. TXR40	REV J
DO NOT SCALE THIS DWG		CAD NAME txr40_3_j_cd_j	SHEET 3 OF 3



Компания «ЭлектроПласт» предлагает заключение долгосрочных отношений при поставках импортных электронных компонентов на взаимовыгодных условиях!

Наши преимущества:

- Оперативные поставки широкого спектра электронных компонентов отечественного и импортного производства напрямую от производителей и с крупнейших мировых складов;
- Поставка более 17-ти миллионов наименований электронных компонентов;
- Поставка сложных, дефицитных, либо снятых с производства позиций;
- Оперативные сроки поставки под заказ (от 5 рабочих дней);
- Экспресс доставка в любую точку России;
- Техническая поддержка проекта, помощь в подборе аналогов, поставка прототипов;
- Система менеджмента качества сертифицирована по Международному стандарту ISO 9001;
- Лицензия ФСБ на осуществление работ с использованием сведений, составляющих государственную тайну;
- Поставка специализированных компонентов (Xilinx, Altera, Analog Devices, Intersil, Interpoint, Microsemi, Aeroflex, Peregrine, Syfer, Eurofarad, Texas Instrument, Miteq, Cobham, E2V, MA-COM, Hittite, Mini-Circuits, General Dynamics и др.);

Помимо этого, одним из направлений компании «ЭлектроПласт» является направление «Источники питания». Мы предлагаем Вам помощь Конструкторского отдела:

- Подбор оптимального решения, техническое обоснование при выборе компонента;
- Подбор аналогов;
- Консультации по применению компонента;
- Поставка образцов и прототипов;
- Техническая поддержка проекта;
- Защита от снятия компонента с производства.



Как с нами связаться

Телефон: 8 (812) 309 58 32 (многоканальный)

Факс: 8 (812) 320-02-42

Электронная почта: org@eplast1.ru

Адрес: 198099, г. Санкт-Петербург, ул. Калинина, дом 2, корпус 4, литера А.