

**The SBE - Encapsulated, Copper Wound Series**

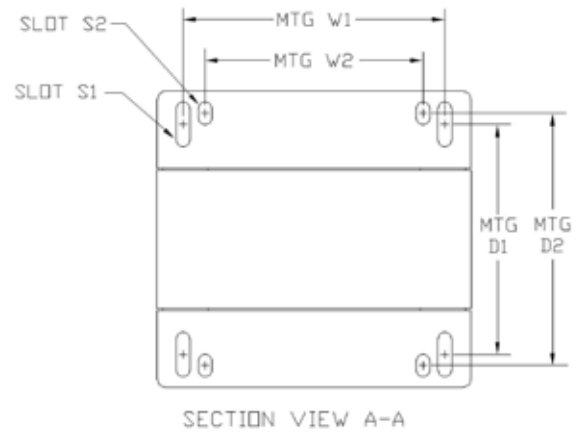
The SBE Encapsulated industrial control transformers are epoxy encapsulated to seal the transformer windings against moisture, dirt and industrial contaminants. Extra deep, molded terminal barriers reduce the chance of electrical failure as the result of arcing or frayed lead wires. The rugged construction and proven reliability of the SBE design is uniquely suited for all industrial environments.



**Features**

- 50 - 1000 VA, 50/60 Hz – suitable for worldwide applications.
- Interleaved copper windings reduce I<sup>2</sup>R losses and maximize efficiency.
- 55°C Rise, 105°C insulation system to minimize heat
- Epoxy encapsulated to protect cores and coils against moisture, dirt, and other contaminants.
- Meets or exceeds NEMA Standard ST-1 and ANSI C89.1 for load inrush capability.
- Integrally molded, flame retardant (IEC 707/ISO Class 1210) Terminal Blocks provide greater terminal contact area and improved conductivity.
- Heavy gauge steel mounting plate
- Mounting dimensions are compatible with similar control transformers.
- Secondary fuse holders (FB2X) included for 13/32 x 1½ cartridges (fuses not included).
- Factory-installed fuse holders are available (See W, WA & WB options).
- Ten year limited warranty

**SBE Mounting Profiles**



SECTION VIEW A-A

*Mounting Dimensions*



Profile

Top View

**Certifications and Compliances**

- Listed: E77014
  - UL 506
  - CSA C22.2 No. 66
- RoHS Compliant

**Related Products**

- Linear Power Supplies
- DIN Rail DC Power Supplies
- Constant Voltage Transformers
- See SBE Accessories

## SBE Encapsulated Series Selection Tables

## Group 1 – 120 x 240 Volt Primary, 24 Volt Secondary, 60 Hz

| VA  | Catalog Number | Height in (mm) | Width in (mm) | Depth in (mm) | Mtg Width W1 / W2 – in (mm) | Mtg Depth D1 / D2 – in (mm) | Slot Size S1 / S2 – in (mm)                     | Approx. Ship Weight lbs (kg) |
|-----|----------------|----------------|---------------|---------------|-----------------------------|-----------------------------|---|------------------------------|
| 50  | E050E          | 2.72 (69.1)    | 3.01 (76.5)   | 3.99 (101.3)  | 2.51 / N/A (63.8 / N/A)     | 2.02 / N/A (51.3 / N/A)     | .20 x .33 / .20 x .33 (5.1 x 8.4 / 5.1 x 8.4)   | 3.0 (1.36)                   |
| 75  | E075E          | 2.96 (75.2)    | 3.39 (86.1)   | 4.36 (110.7)  | 2.81 / 2.50 (71.4 / 63.5)   | 2.10 / N/A (53.3 / N/A)     | .20 x .50 / .20 x .50 (5.1 x 12.7 / 5.1 x 12.7) | 4.0 (1.82)                   |
| 100 | E100E          | 2.96 (75.2)    | 3.39 (86.1)   | 4.61 (117.1)  | 2.81 / 2.50 (71.4 / 63.5)   | 2.37 / N/A (60.2 / N/A)     | .20 x .50 / .20 x .50 (5.1 x 12.7 / 5.1 x 12.7) | 5.0 (2.27)                   |
| 150 | E150E          | 3.89 (98.8)    | 4.50 (114.3)  | 4.48 (113.8)  | 3.74 / 3.12 (95.0 / 79.3)   | 2.56 / 2.87 (65.0 / 72.9)   | .20 x .65 / .20 x .33 (5.1 x 16.5 / 5.1 x 8.4)  | 8.0 (3.64)                   |
| 200 | E200E          | 3.89 (98.8)    | 4.50 (114.3)  | 4.79 (121.7)  | 3.74 / 3.12 (95.0 / 79.3)   | 2.87 / 3.18 (72.9 / 80.8)   | .20 x .65 / .20 x .33 (5.1 x 16.5 / 5.1 x 8.4)  | 10.0 (4.55)                  |
| 250 | E250E          | 3.89 (98.8)    | 4.50 (114.3)  | 5.21 (132.3)  | 3.74 / 3.12 (95.0 / 79.3)   | 3.29 / 3.61 (83.6 / 91.7)   | .20 x .65 / .20 x .33 (5.1 x 16.5 / 5.1 x 8.4)  | 11.0 (5.00)                  |
| 300 | E300E          | 4.53 (115.1)   | 5.25 (133.4)  | 4.66 (118.4)  | 4.38 / 3.75 (111.3 / 95.3)  | 3.10 / N/A (78.7 / N/A)     | .31 x .71 / .31 x .71 (7.9 x 18.0 / 7.9 x 18.0) | 12.0 (5.45)                  |
| 350 | E350E          | 4.53 (115.1)   | 5.25 (133.4)  | 5.07 (128.8)  | 4.38 / 3.75 (111.3 / 95.3)  | 3.54 / N/A (89.9 / N/A)     | .31 x .71 / .31 x .71 (7.9 x 18.0 / 7.9 x 18.0) | 15.0 (6.82)                  |
| 500 | E500E          | 4.53 (115.1)   | 5.25 (133.4)  | 5.75 (146.1)  | 4.38 / 3.75 (111.3 / 95.3)  | 4.33 / N/A (110.0 / N/A)    | .31 x .85 / .31 x .85 (7.9 x 21.6 / 7.9 x 21.6) | 19.0 (8.64)                  |
| 750 | E750E          | 5.56 (141.2)   | 6.38 (162.1)  | 6.93 (176.0)  | 5.32 / 4.37 (135.1 / 111.0) | 4.25 / 5.75 (108.0 / 146.1) | .31 x .85 / .31 x .85 (7.9 x 21.6 / 7.9 x 21.6) | 31.0 (14.09)                 |



Note: Includes FB2X Secondary fuse holder.

## Group 1A – Factory Installed Primary Fuse Holder Class "CC" and:

W – Secondary Fuse Holder (Midget Cartridge, 13/32" x 1 1/2" fuse) supplied, no covers

WA – Secondary Fuse Holder (Glass or Ceramic – Type 3AG, 1/4" x 1 1/4" fuse type); WB – Secondary Fuse Holder (Midget Cartridge, 13/32" x 1 1/2" fuse)

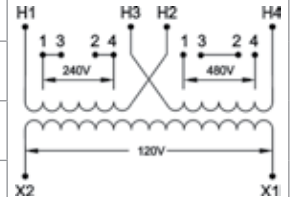
| VA  | Primary Fuse Holder Class "CC"        |   |  | Dimensions     |               |               |                             |                             |   |                              |
|-----|---------------------------------------|---|--|----------------|---------------|---------------|-----------------------------|-----------------------------|---|------------------------------|
|     | W Option – Midget Type Catalog Number | WA Option – Type 3AG w/ Covers Catalog Number | WB Option – Midget Type w/ Covers Catalog Number | Height in (mm) | Width in (mm) | Depth in (mm) | Mtg Width W1 / W2 in (mm)   | Mtg Depth D1 / D2 in (mm)   | Slot Size S1 / S2 in (mm)                       | Approx. Ship Weight lbs (kg) |
| 50  | E050EW                                | E050EWA                                       | E050EWB  | 4.18 (106.2)   | 3.01 (76.5)   | 3.99 (101.3)  | 2.51 / N/A (63.8 / N/A)     | 2.02 / N/A (51.3 / N/A)     | .20 x .33 / .20 x .33 (5.1 x 8.4 / 5.1 x 8.4)   | 3.0 (1.36)                   |
| 75  | E075EW                                | E075EWA                                       | E075EWB  | 4.41 (112.0)   | 3.39 (86.1)   | 4.36 (110.7)  | 2.81 / 2.50 (71.4 / 63.5)   | 2.10 / N/A (53.3 / N/A)     | .20 x .50 / .20 x .50 (5.1 x 12.7 / 5.1 x 12.7) | 4.0 (1.82)                   |
| 100 | E100EW                                | E100EWA                                       | E100EWB  | 4.41 (112.0)   | 3.39 (86.1)   | 4.61 (117.1)  | 2.81 / 2.50 (71.4 / 63.5)   | 2.37 / N/A (60.2 / N/A)     | .20 x .50 / .20 x .50 (5.1 x 12.7 / 5.1 x 12.7) | 5.0 (2.27)                   |
| 150 | E150EW                                | E150EWA                                       | E150EWB  | 5.36 (136.1)   | 4.50 (114.3)  | 4.48 (113.8)  | 3.74 / 3.12 (95.0 / 79.3)   | 2.56 / 2.87 (65.0 / 72.9)   | .20 x .65 / .20 x .33 (5.1 x 16.5 / 5.1 x 8.4)  | 8.0 (3.64)                   |
| 200 | E200EW                                | E200EWA                                       | E200EWB  | 5.36 (136.1)   | 4.50 (114.3)  | 4.79 (121.7)  | 3.74 / 3.12 (95.0 / 79.3)   | 2.87 / 3.18 (72.9 / 80.8)   | .20 x .65 / .20 x .33 (5.1 x 16.5 / 5.1 x 8.4)  | 10.0 (4.55)                  |
| 250 | E250EW                                | E250EWA                                       | E250EWB  | 5.36 (136.1)   | 4.50 (114.3)  | 5.21 (132.3)  | 3.74 / 3.12 (95.0 / 79.3)   | 3.29 / 3.61 (83.6 / 91.7)   | .20 x .65 / .20 x .33 (5.1 x 16.5 / 5.1 x 8.4)  | 11.0 (5.00)                  |
| 300 | E300EW                                | E300EWA                                       | E300EWB  | 5.99 (152.1)   | 5.25 (133.4)  | 4.66 (118.4)  | 4.38 / 3.75 (111.3 / 95.3)  | 3.10 / N/A (78.7 / N/A)     | .31 x .71 / .31 x .71 (7.9 x 18.0 / 7.9 x 18.0) | 12.0 (5.45)                  |
| 350 | E350EW                                | E350EWA                                       | E350EWB  | 5.99 (152.1)   | 5.25 (133.4)  | 5.07 (128.8)  | 4.38 / 3.75 (111.3 / 95.3)  | 3.54 / N/A (89.9 / N/A)     | .31 x .71 / .31 x .71 (7.9 x 18.0 / 7.9 x 18.0) | 15.0 (6.82)                  |
| 500 | E500EW                                | NA  | E500EWB  | 5.99 (152.1)   | 5.25 (133.4)  | 5.75 (146.1)  | 4.38 / 3.75 (111.3 / 95.3)  | 4.33 / N/A (110.0 / N/A)    | .31 x .85 / .31 x .85 (7.9 x 21.6 / 7.9 x 21.6) | 19.0 (8.64)                  |
| 750 | E750EW                                | NA  | E750EWB  | 7.01 (178.1)   | 6.38 (162.1)  | 6.93 (176.0)  | 5.32 / 4.37 (135.1 / 111.0) | 4.25 / 5.75 (108.0 / 146.1) | .31 x .85 / .31 x .85 (7.9 x 21.6 / 7.9 x 21.6) | 31.0 (14.09)                 |

Notes: WA and WB suffix include finger safe covers. Fuses not included. FB2 sold separately for W option. Secondary fusing assembly required.

SBE Encapsulated Series Selection Tables

Group 2 – 220 x 440 Volt Primary, 110 Volt Secondary, 50/60 Hz, 230 x 460 Volt Primary, 115 Volt Secondary, 50/60 Hz  
240 x 480 Volt Primary, 120 Volt Secondary, 60 Hz

| VA   | Catalog Number | Height in (mm) | Width in (mm) | Depth in (mm) | Mtg Width                      |                                | Mtg Depth  |  | Slot Size    |  | Approx. Ship Weight lbs (kg) |
|------|----------------|----------------|---------------|---------------|--------------------------------|--------------------------------|--|--|--------------|--|------------------------------|
|      |                |                |               |               | W1 / W2 – in (mm)              | D1 / D2 – in (mm)              | S1 / S2 – in (mm)                                  |  |              |  |                              |
| 50   | E050           | 2.72 (69.1)    | 3.01 (76.5)   | 3.99 (101.3)  | 2.51 / N/A<br>(63.8 / N/A)     | 2.02 / N/A<br>(51.3 / N/A)     | .20 x .33 / .20 x .33<br>(5.1 x 8.4 / 5.1 x 8.4)   |  | 3.0 (1.36)   |  |                              |
| 75   | E075           | 2.96 (75.2)    | 3.39 (86.1)   | 4.36 (110.7)  | 2.81 / 2.50<br>(71.4 / 63.5)   | 2.10 / N/A<br>(53.3 / N/A)     | .20 x .50 / .20 x .50<br>(5.1 x 12.7 / 5.1 x 12.7) |  | 4.0 (1.82)   |  |                              |
| 100  | E100           | 2.96 (75.2)    | 3.39 (86.1)   | 4.61 (117.1)  | 2.81 / 2.50<br>(71.4 / 63.5)   | 2.37 / N/A<br>(60.2 / N/A)     | .20 x .50 / .20 x .50<br>(5.1 x 12.7 / 5.1 x 12.7) |  | 5.0 (2.27)   |  |                              |
| 150  | E150           | 3.89 (98.8)    | 4.50 (114.3)  | 4.48 (113.8)  | 3.74 / 3.12<br>(95.0 / 79.3)   | 2.56 / 2.87<br>(65.0 / 72.9)   | .20 x .65 / .20 x .33<br>(5.1 x 16.5 / 5.1 x 8.4)  |  | 8.0 (3.64)   |  |                              |
| 200  | E200           | 3.89 (98.8)    | 4.50 (114.3)  | 4.79 (121.7)  | 3.74 / 3.12<br>(95.0 / 79.3)   | 2.87 / 3.18<br>(72.9 / 80.8)   | .20 x .65 / .20 x .33<br>(5.1 x 16.5 / 5.1 x 8.4)  |  | 10.0 (4.55)  |  |                              |
| 250  | E250           | 3.89 (98.8)    | 4.50 (114.3)  | 5.21 (132.3)  | 3.74 / 3.12<br>(95.0 / 79.3)   | 3.29 / 3.61<br>(83.6 / 91.7)   | .20 x .65 / .20 x .33<br>(5.1 x 16.5 / 5.1 x 8.4)  |  | 11.0 (5.00)  |  |                              |
| 300  | E300           | 4.53 (115.1)   | 5.25 (133.4)  | 4.66 (118.4)  | 4.38 / 3.75<br>(111.3 / 95.3)  | 3.10 / N/A<br>(78.7 / N/A)     | .31 x .71 / .31 x .71<br>(7.9 x 18.0 / 7.9 x 18.0) |  | 12.0 (5.45)  |  |                              |
| 350  | E350           | 4.53 (115.1)   | 5.25 (133.4)  | 5.07 (128.8)  | 4.38 / 3.75<br>(111.3 / 95.3)  | 3.54 / N/A<br>(89.9 / N/A)     | .31 x .71 / .31 x .71<br>(7.9 x 18.0 / 7.9 x 18.0) |  | 15.0 (6.82)  |  |                              |
| 500  | E500           | 4.53 (115.1)   | 5.25 (133.4)  | 5.75 (146.1)  | 4.38 / 3.75<br>(111.3 / 95.3)  | 4.33 / N/A<br>(110.0 / N/A)    | .31 x .85 / .31 x .85<br>(7.9 x 21.6 / 7.9 x 21.6) |  | 19.0 (8.64)  |  |                              |
| 750  | E750           | 5.56 (141.2)   | 6.38 (162.1)  | 6.93 (176.0)  | 5.32 / 4.37<br>(135.1 / 111.0) | 4.25 / 5.75<br>(108.0 / 146.1) | 31 x .85 / .31 x .85<br>(7.9 x 21.6 / 7.9 x 21.6)  |  | 31.0 (14.09) |  |                              |
| 1000 | E1000          | 5.56 (141.2)   | 6.38 (162.1)  | 7.36 (186.9)  | 5.32 / 4.37<br>(135.1 / 111.0) | 4.68 / 6.18<br>(118.9 / 157.0) | 31 x .85 / .31 x .85<br>(7.9 x 21.6 / 7.9 x 21.6)  |  | 36.0 (16.36) |  |                              |



Note: Includes FB2X Secondary fuse holder.

Group 2A – Factory Installed Primary Fuse Holder Class "CC" and: W – Secondary Fuse Holder (Midget Cartridge, 13/32" x 1 1/2" fuse) supplied, no covers; WA – Secondary Fuse Holder (Glass or Ceramic – Type 3AG, 1/4" x 1 1/4" fuse type); WB – Secondary Fuse Holder (Midget Cartridge, 13/32" x 1 1/2" fuse)

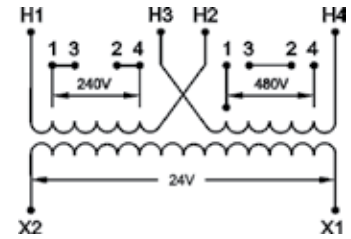
| VA   | Primary Fuse Holder Class "CC"        |   |  | Dimensions     |               |               |                                |                                |  |                              |
|------|---------------------------------------|---|--|----------------|---------------|---------------|--------------------------------|--------------------------------|--|------------------------------|
|      | W Option – Midget Type Catalog Number | WA Option – Type 3AG w/ Covers Catalog Number | WB Option – Midget Type w/ Covers Catalog Number | Height in (mm) | Width in (mm) | Depth in (mm) | Mtg Width W1 / W2 in (mm)      | Mtg Depth D1 / D2 in (mm)      | Slot Size S1 / S2 in (mm)                          | Approx. Ship Weight lbs (kg) |
| 50   | E050W                                 | E050WA  | E050WB   | 4.18 (106.2)   | 3.01 (76.5)   | 3.99 (101.3)  | 2.51 / N/A<br>(63.8 / N/A)     | 2.02 / N/A<br>(51.3 / N/A)     | .20 x .33 / .20 x .33<br>(5.1 x 8.4 / 5.1 x 8.4)   | 3.0 (1.36)                   |
| 75   | E075W                                 | E075WA  | E075WB   | 4.41 (112.0)   | 3.39 (86.1)   | 4.36 (110.7)  | 2.81 / 2.50<br>(71.4 / 63.5)   | 2.10 / N/A<br>(53.3 / N/A)     | .20 x .50 / .20 x .50<br>(5.1 x 12.7 / 5.1 x 12.7) | 4.0 (1.82)                   |
| 100  | E100W                                 | E100WA  | E100WB   | 4.41 (112.0)   | 3.39 (86.1)   | 4.61 (117.1)  | 2.81 / 2.50<br>(71.4 / 63.5)   | 2.37 / N/A<br>(60.2 / N/A)     | .20 x .50 / .20 x .50<br>(5.1 x 12.7 / 5.1 x 12.7) | 5.0 (2.27)                   |
| 150  | E150W                                 | E150WA  | E150WB   | 5.36 (136.1)   | 4.50 (114.3)  | 4.48 (113.8)  | 3.74 / 3.12<br>(95.0 / 79.3)   | 2.56 / 2.87<br>(65.0 / 72.9)   | .20 x .65 / .20 x .33<br>(5.1 x 16.5 / 5.1 x 8.4)  | 8.0 (3.64)                   |
| 200  | E200W                                 | E200WA  | E200WB   | 5.36 (136.1)   | 4.50 (114.3)  | 4.79 (121.7)  | 3.74 / 3.12<br>(95.0 / 79.3)   | 2.87 / 3.18<br>(72.9 / 80.8)   | .20 x .65 / .20 x .33<br>(5.1 x 16.5 / 5.1 x 8.4)  | 10.0 (4.55)                  |
| 250  | E250W                                 | E250WA  | E250WB   | 5.36 (136.1)   | 4.50 (114.3)  | 5.21 (132.3)  | 3.74 / 3.12<br>(95.0 / 79.3)   | 3.29 / 3.61<br>(83.6 / 91.7)   | .20 x .65 / .20 x .33<br>(5.1 x 16.5 / 5.1 x 8.4)  | 11.0 (5.00)                  |
| 300  | E300W                                 | E300WA  | E300WB   | 5.99 (152.1)   | 5.25 (133.4)  | 4.66 (118.4)  | 4.38 / 3.75<br>(111.3 / 95.3)  | 3.10 / N/A<br>(78.7 / N/A)     | .31 x .71 / .31 x .71<br>(7.9 x 18.0 / 7.9 x 18.0) | 12.0 (5.45)                  |
| 350  | E350W                                 | E350WA  | E350WB   | 5.99 (152.1)   | 5.25 (133.4)  | 5.07 (128.8)  | 4.38 / 3.75<br>(111.3 / 95.3)  | 3.54 / N/A<br>(89.9 / N/A)     | .31 x .71 / .31 x .71<br>(7.9 x 18.0 / 7.9 x 18.0) | 15.0 (6.82)                  |
| 500  | E500W                                 | E500WA  | E500WB   | 5.99 (152.1)   | 5.25 (133.4)  | 5.75 (146.1)  | 4.38 / 3.75<br>(111.3 / 95.3)  | 4.33 / N/A<br>(110.0 / N/A)    | .31 x .85 / .31 x .85<br>(7.9 x 21.6 / 7.9 x 21.6) | 19.0 (8.64)                  |
| 750  | E750W                                 | E750WA  | E750WB   | 7.01 (178.1)   | 6.38 (162.1)  | 6.93 (176.0)  | 5.32 / 4.37<br>(135.1 / 111.0) | 4.25 / 5.75<br>(108.0 / 146.1) | .31 x .85 / .31 x .85<br>(7.9 x 21.6 / 7.9 x 21.6) | 31.0 (14.09)                 |
| 1000 | E1000W                                | E1000WA                                       | E1000WB  | 7.01 (178.1)   | 6.38 (162.1)  | 7.36 (186.9)  | 5.32 / 4.37<br>(135.1 / 111.0) | 4.68 / 6.18<br>(118.9 / 157.0) | .31 x .85 / .31 x .85<br>(7.9 x 21.6 / 7.9 x 21.6) | 36.0 (16.36)                 |

Notes: WA and WB suffix include finger safe covers. Fuses not included. W option for secondary fusing requires assembly (FB2 sold separately).

## SBE Series Selection Tables - continued

## Group 3 – 240 x 480 Volt Primary, 24 Volt Secondary, 60 Hz

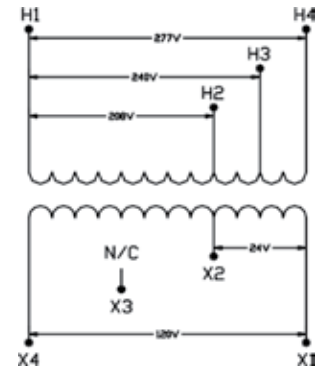
| VA  | Catalog Number | Height in (mm) | Width in (mm) | Depth in (mm) | Mtg Width W1 / W2 in (mm)  | Mtg Depth D1 / D2 in (mm) | Slot Size in (mm)      | Approx. Ship Weight lbs (kg) |
|-----|----------------|----------------|---------------|---------------|----------------------------|---------------------------|------------------------|------------------------------|
| 50  | E050D          | 2.72 (69.1)    | 3.01 (76.5)   | 3.99 (101.3)  | 2.51 / N/A (63.8 / N/A)    | 2.02 / N/A (51.3 / N/A)   | .20 x .33 (5.1 x 8.4)  | 3.0 (1.36)                   |
| 100 | E100D          | 2.96 (75.2)    | 3.39 (86.1)   | 4.61 (117.1)  | 2.81 / 2.50 (71.4 / 63.5)  | 2.37 / N/A (60.2 / N/A)   | .20 x .50 (5.1 x 12.7) | 5.0 (2.27)                   |
| 250 | E250D          | 3.89 (98.8)    | 4.50 (114.3)  | 5.21 (132.3)  | 3.74 / 3.12 (95.0 / 79.3)  | 3.29 / 3.61 (83.6 / 91.7) | .20 x .65 (5.1 x 16.5) | 11.0 (5.00)                  |
| 500 | E500D          | 4.53 (115.1)   | 5.25 (133.4)  | 5.75 (146.1)  | 4.38 / 3.75 (111.3 / 95.3) | 4.33 / N/A (110.0 / N/A)  | .31 x .71 (7.9 x 18.0) | 19.0 (8.64)                  |



Note: Includes FB2X secondary fuse holder.

## Group 4 – 208/240/277 Volt Primary, 120/24 Volt Secondary, 60 Hz

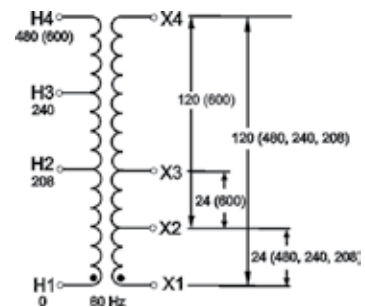
| VA  | Catalog Number | Height in (mm) | Width in (mm) | Depth in (mm) | Mtg Width W1 / W2 in (mm)  | Mtg Depth D1 / D2 in (mm) | Slot Size in (mm)      | Approx. Ship Weight lbs (kg) |
|-----|----------------|----------------|---------------|---------------|----------------------------|---------------------------|------------------------|------------------------------|
| 50  | E050JL         | 2.72 (69.1)    | 3.01 (76.5)   | 3.99 (101.3)  | 2.51 / N/A (63.8 / N/A)    | 2.02 / N/A (51.3 / N/A)   | .20 x .33 (5.1 x 8.4)  | 3.0 (1.36)                   |
| 100 | E100JL         | 2.96 (75.2)    | 3.39 (86.1)   | 4.61 (117.1)  | 2.81 / 2.50 (71.4 / 63.5)  | 2.37 / N/A (60.2 / N/A)   | .20 x .50 (5.1 x 12.7) | 5.0 (2.27)                   |
| 250 | E250JL         | 3.89 (98.8)    | 4.50 (114.3)  | 5.21 (132.3)  | 3.74 / 3.12 (95.0 / 79.3)  | 3.29 / 3.61 (83.6 / 91.7) | .20 x .65 (5.1 x 16.5) | 11.0 (5.00)                  |
| 500 | E500JL         | 4.53 (115.1)   | 5.25 (133.4)  | 5.75 (146.1)  | 4.38 / 3.75 (111.3 / 95.3) | 4.33 / N/A (110.0 / N/A)  | .31 x .71 (7.9 x 18.0) | 19.0 (8.64)                  |



Note: Will only accept one FB2 secondary fuse holder. Will not accept FB2X secondary fuse holder.

Group 5 – 208/240/480/600 Volt Primary, 120/24 Volt Secondary, 60 Hz  
200/230/460/575 Volt Primary, 115/23 Volt Secondary, 60 Hz

| VA  | Catalog Number | Height in (mm) | Width in (mm) | Depth in (mm) | Mtg Width W1 / W2 in (mm)   | Mtg Depth D1 / D2 in (mm)   | Slot Size in (mm)      | Approx. Ship Weight lbs (kg) |
|-----|----------------|----------------|---------------|---------------|-----------------------------|-----------------------------|------------------------|------------------------------|
| 50  | E050JN         | 2.96 (75.2)    | 3.39 (86.1)   | 4.36 (110.7)  | 2.81 / 2.50 (71.4 / 63.5)   | 2.10 / N/A (53.3 / N/A)     | .20 x .50 (5.1 x 12.7) | 4.0 (1.81)                   |
| 100 | E100JN         | 3.89 (98.8)    | 4.50 (114.3)  | 4.48 (113.8)  | 3.74 / 3.12 (95.0 / 79.3)   | 2.56 / 2.87 (65.0 / 72.9)   | .20 x .65 (5.1 x 16.5) | 8.0 (3.67)                   |
| 150 | E150JN         | 3.89 (98.8)    | 4.50 (114.3)  | 5.21 (132.3)  | 3.74 / 3.12 (95.0 / 79.3)   | 3.29 / 3.61 (83.6 / 91.7)   | .20 x .65 (5.1 x 16.5) | 11.0 (5.00)                  |
| 250 | E250JN         | 4.53 (115.1)   | 5.25 (133.4)  | 5.07 (128.8)  | 4.38 / 3.75 (111.3 / 95.3)  | 3.54 / N/A (89.9 / N/A)     | .31 x .71 (7.9 x 18.0) | 15.0 (6.82)                  |
| 500 | E500JN         | 5.56 (141.2)   | 6.38 (162.1)  | 6.93 (176.0)  | 5.32 / 4.37 (135.1 / 111.0) | 4.25 / 5.75 (108.0 / 146.1) | .31 x .85 (7.9 x 21.6) | 30.0 (13.64)                 |




Note: Will only accept one FB2 secondary fuse holder. Will not accept FB2X secondary fuse holder.

SBE Accessories

| FIELD INSTALLED OPTIONS  | ACCESSORIES INCLUDED                        |                |             | FACTORY INSTALLED OPTIONS  |
|--------------------------|---|----------------|-------------|----------------------------|
| Accessory Catalog Number | Primary Fuse<br>(Class "CC" Rejection Type) | Secondary Fuse | IP20 Covers | Suffix Codes               |
| FB2                      | —   | Type 3AG       | —           | N/A                        |
| FB2 + FBPC1              | Yes   | Type 3AG       | Yes         | <b>WA</b><br>(i.e. E500WA) |
| FBPC1                    | Yes   | Midget Type    | Yes         | <b>WB</b><br>(i.e. E500WB) |
| FB2X *                   | Yes   | Midget Type    | —           | <b>W</b><br>(i.e. E500W)   |
| FBP                      | Yes   | Midget Type    | —           | N/A                        |

\* Supplied with most SBE models. Refer to the note at the bottom of the product selection tables.

| CATALOG NUMBER | FIELD INSTALLED OPTIONS DESCRIPTIONS   | CATALOG NUMBER | FIELD INSTALLED OPTIONS DESCRIPTIONS  |
|----------------|--|----------------|---|
| FB2            |  <p><b>Fuse Block – Secondary Side</b><br/>Field installed secondary fuse holder kit designed to accommodate one glass or ceramic, ¼" x 1¼" fuse.</p>  | FBP            |  <p><b>Fuse Block – Primary Side</b><br/>Field installed primary fuse holder kit designed to accommodate two class "CC" rejection type fuse. Finger safe covers not available.</p> |
| FBPC1          |  <p><b>Fuse Block and Finger Safe Cover Kit</b><br/>Field installed primary fuse holder designed to accommodate two class "CC" rejection type fuses with primary and secondary. Finger safe covers kit.</p>         | SBEDIN         |  <p><b>DIN Circuit Breaker Mounting</b><br/>Field installed IEC fuse holder adaptor kit</p>   |
| FB2X           |  <p><b>Fuse Block – Secondary Side</b><br/>Field installed secondary fuse holder designed to accommodate one 13/32" x 1-1/2" (Midget type) cartridge fuse (included with applicable transformer purchase only).</p> | IP20           |  <p><b>Terminal Covers (Two Covers Per Kit)</b><br/>Field installed primary and secondary IEC Touch Proof Cover Kit.</p>  |

| FACTORY INSTALLED OPTIONS   |                               |
|---|-------------------------------|
|  <p>SBE Control Transformer without Covers - W Option (FB2X not installed)</p> | <p>Option</p> <p><b>W</b></p> |

| FACTORY INSTALLED OPTIONS   |                              |   |   |
|---|------------------------------|---|---|
|  <p>SBE Control Transformer with Covers - WA &amp; WB Option</p> | Option                       | Secondary Fusing  |   |
|   | <b>WA</b>                    | Glass/Ceramic - Type 3AG (FB2 kit not installed)                                      |  |
| <b>WB</b>   | Midget Type (FB2X installed) |  |   |



Компания «ЭлектроПласт» предлагает заключение долгосрочных отношений при поставках импортных электронных компонентов на взаимовыгодных условиях!

Наши преимущества:

- Оперативные поставки широкого спектра электронных компонентов отечественного и импортного производства напрямую от производителей и с крупнейших мировых складов;
- Поставка более 17-ти миллионов наименований электронных компонентов;
- Поставка сложных, дефицитных, либо снятых с производства позиций;
- Оперативные сроки поставки под заказ (от 5 рабочих дней);
- Экспресс доставка в любую точку России;
- Техническая поддержка проекта, помощь в подборе аналогов, поставка прототипов;
- Система менеджмента качества сертифицирована по Международному стандарту ISO 9001;
- Лицензия ФСБ на осуществление работ с использованием сведений, составляющих государственную тайну;
- Поставка специализированных компонентов (Xilinx, Altera, Analog Devices, Intersil, Interpoint, Microsemi, Aeroflex, Peregrine, Syfer, Eurofarad, Texas Instrument, Miteq, Cobham, E2V, MA-COM, Hittite, Mini-Circuits, General Dynamics и др.);

Помимо этого, одним из направлений компании «ЭлектроПласт» является направление «Источники питания». Мы предлагаем Вам помощь Конструкторского отдела:

- Подбор оптимального решения, техническое обоснование при выборе компонента;
- Подбор аналогов;
- Консультации по применению компонента;
- Поставка образцов и прототипов;
- Техническая поддержка проекта;
- Защита от снятия компонента с производства.



#### Как с нами связаться

**Телефон:** 8 (812) 309 58 32 (многоканальный)

**Факс:** 8 (812) 320-02-42

**Электронная почта:** [org@eplast1.ru](mailto:org@eplast1.ru)

**Адрес:** 198099, г. Санкт-Петербург, ул. Калинина, дом 2, корпус 4, литера А.