

Type THAS, ThinPack, Aluminum Electrolytic Capacitor, 105 °C

High Energy Density, REACH and RoHS Compliant



At 9 mm thin, type THAS Thinpack offers the highest energy density available in a low profile aluminum electrolytic. It's ideal for the lowest profile circuits where high capacitance is needed for bulk storage. Look to type THAS to replace arrays of SMT solid tantalum or aluminum electrolytic capacitors.

Highlights

- 9 mm thin
- Very high energy density (up to .9 J/cc)
- 5000 hr life @ 105 °C
- [REACH and RoHS Compliant](#)

Specifications

Temperature Range	-55 °C to +105 °C ≤300 Vdc; -40 °C to 105 °C ≥500 Vdc																																																																																															
Rated Voltage Range	10 Vdc to 500 Vdc																																																																																															
Capacitance Range	40 µF to 18000 µF																																																																																															
Capacitance Tolerance	±20%																																																																																															
Leakage Current	≤ 0.002 CV µA, @ 25 °C and 5 mins. at rated voltage																																																																																															
Ripple Current Multipliers	<table border="1"> <thead> <tr> <th colspan="8">Temperature Multipliers</th> </tr> <tr> <th>Temp</th> <th>45</th> <th>55</th> <th>65</th> <th>75</th> <th>85</th> <th>95</th> <th>105</th> </tr> </thead> <tbody> <tr> <td>0-300 VDC</td> <td>1.40</td> <td>1.30</td> <td>1.20</td> <td>1.10</td> <td>1.00</td> <td>0.60</td> <td>0.20</td> </tr> <tr> <td>301-500 VDC</td> <td>1.30</td> <td>1.25</td> <td>1.15</td> <td>1.10</td> <td>1.00</td> <td>0.60</td> <td>0.20</td> </tr> </tbody> </table> <table border="1"> <thead> <tr> <th colspan="5">Ambient Air Temperature Multipliers (No heat sink)</th> </tr> </thead> <tbody> <tr> <td>Air Velocity m/sec</td> <td>0.25</td> <td>1.00</td> <td>2.50</td> <td>5.00</td> </tr> <tr> <td>Ripple Current Multiplier</td> <td>1.00</td> <td>1.20</td> <td>1.50</td> <td>1.70</td> </tr> </tbody> </table> <table border="1"> <thead> <tr> <th colspan="8">Frequency Multipliers</th> </tr> <tr> <th>Rated Vdc/Freq</th> <th>50</th> <th>60</th> <th>120</th> <th>360</th> <th>1000</th> <th>5000</th> <th>20000</th> </tr> </thead> <tbody> <tr> <td>10-35</td> <td>0.72</td> <td>0.77</td> <td>1.00</td> <td>1.06</td> <td>1.06</td> <td>1.10</td> <td>1.10</td> </tr> <tr> <td>36-60</td> <td>0.70</td> <td>0.75</td> <td>1.00</td> <td>1.06</td> <td>1.10</td> <td>1.20</td> <td>1.20</td> </tr> <tr> <td>61-100</td> <td>0.70</td> <td>0.75</td> <td>1.00</td> <td>1.06</td> <td>1.10</td> <td>1.30</td> <td>1.30</td> </tr> <tr> <td>101-500</td> <td>0.70</td> <td>0.75</td> <td>1.00</td> <td>1.20</td> <td>1.45</td> <td>1.70</td> <td>1.70</td> </tr> </tbody> </table>	Temperature Multipliers								Temp	45	55	65	75	85	95	105	0-300 VDC	1.40	1.30	1.20	1.10	1.00	0.60	0.20	301-500 VDC	1.30	1.25	1.15	1.10	1.00	0.60	0.20	Ambient Air Temperature Multipliers (No heat sink)					Air Velocity m/sec	0.25	1.00	2.50	5.00	Ripple Current Multiplier	1.00	1.20	1.50	1.70	Frequency Multipliers								Rated Vdc/Freq	50	60	120	360	1000	5000	20000	10-35	0.72	0.77	1.00	1.06	1.06	1.10	1.10	36-60	0.70	0.75	1.00	1.06	1.10	1.20	1.20	61-100	0.70	0.75	1.00	1.06	1.10	1.30	1.30	101-500	0.70	0.75	1.00	1.20	1.45	1.70	1.70
Temperature Multipliers																																																																																																
Temp	45	55	65	75	85	95	105																																																																																									
0-300 VDC	1.40	1.30	1.20	1.10	1.00	0.60	0.20																																																																																									
301-500 VDC	1.30	1.25	1.15	1.10	1.00	0.60	0.20																																																																																									
Ambient Air Temperature Multipliers (No heat sink)																																																																																																
Air Velocity m/sec	0.25	1.00	2.50	5.00																																																																																												
Ripple Current Multiplier	1.00	1.20	1.50	1.70																																																																																												
Frequency Multipliers																																																																																																
Rated Vdc/Freq	50	60	120	360	1000	5000	20000																																																																																									
10-35	0.72	0.77	1.00	1.06	1.06	1.10	1.10																																																																																									
36-60	0.70	0.75	1.00	1.06	1.10	1.20	1.20																																																																																									
61-100	0.70	0.75	1.00	1.06	1.10	1.30	1.30																																																																																									
101-500	0.70	0.75	1.00	1.20	1.45	1.70	1.70																																																																																									
Low Temperature Characteristics	Impedance ratio: $Z_{-55\text{ °C}}/Z_{+25\text{ °C}}$ @120 Hz ≤10 (5 - 20 Vdc), ≤3 (25 - 300 Vdc) $Z_{-40\text{ °C}}/Z_{+25\text{ °C}}$ @120 Hz ≤10 (≥350 Vdc)																																																																																															
DC Life Test	5000 h @ rated voltage at 105 °C Δ Capacitance ±20% (<50 Vdc), Δ Capacitance ±10% (≥50 Vdc) ESR 200% of limit DCL 100% of limit ΔThickness 0.5mm max																																																																																															
Shelf Life Test	5 yrs @ 40 °C Capacitance 100% of limit ESR 100% of limit DCL ≤ 0.004 CV µA																																																																																															

Type THAS, ThinPack, Aluminum Electrolytic Capacitor, 105 °C

Vibration <i>Mounting: Vibration capability is dependent upon mounting restraint.</i>	All Sizes = 10g																																		
Vibration Test	<p>Level The specimens, while deenergized or operating under the load conditions specified, shall be subjected to the vibration amplitude, frequency range, and duration specified for each case size.</p> <p>Amplitude The specimens shall be subjected to a simple harmonic motion having an amplitude of either 0.06-inch double amplitude (maximum total excursion) or peak level specified above, whichever is less. The tolerance on vibration amplitude shall be ±10 percent.</p> <p>Frequency Range The vibration frequency shall be varied logarithmically between the approximate limits of 10 to 2,000 Hz.</p> <p>Sweep Time and Duration The entire frequency range of 10 to 2,000 Hz and return to 10 Hz shall be traversed in 20 minutes. This cycle shall be performed 12 times in each of three mutually perpendicular directions (total of 36 times), so that the motion shall be applied for a total period of approximately 12 hours. Interruptions are permitted provided the requirements for rate of change and test duration are met.</p>																																		
Thermal Resistance	<table border="1"> <thead> <tr> <th colspan="2"></th> <th colspan="4">Thermal Resistance (°C/W) by Case Length</th> </tr> <tr> <th># of Sides heatsinked</th> <th>Insulation</th> <th>36.4 (mm)</th> <th>45.9 (mm)</th> <th>53.8 (mm)</th> <th>66.5 (mm)</th> </tr> </thead> <tbody> <tr> <td rowspan="2">One Side</td> <td>Bare can</td> <td>6.60</td> <td>5.20</td> <td>4.44</td> <td>3.60</td> </tr> <tr> <td>Polyester</td> <td>7.78</td> <td>6.13</td> <td>5.24</td> <td>4.24</td> </tr> <tr> <td rowspan="2">Both Sides</td> <td>Bare can</td> <td>4.95</td> <td>3.87</td> <td>3.30</td> <td>2.66</td> </tr> <tr> <td>Polyester</td> <td>5.54</td> <td>4.34</td> <td>3.70</td> <td>2.98</td> </tr> </tbody> </table>			Thermal Resistance (°C/W) by Case Length				# of Sides heatsinked	Insulation	36.4 (mm)	45.9 (mm)	53.8 (mm)	66.5 (mm)	One Side	Bare can	6.60	5.20	4.44	3.60	Polyester	7.78	6.13	5.24	4.24	Both Sides	Bare can	4.95	3.87	3.30	2.66	Polyester	5.54	4.34	3.70	2.98
		Thermal Resistance (°C/W) by Case Length																																	
# of Sides heatsinked	Insulation	36.4 (mm)	45.9 (mm)	53.8 (mm)	66.5 (mm)																														
One Side	Bare can	6.60	5.20	4.44	3.60																														
	Polyester	7.78	6.13	5.24	4.24																														
Both Sides	Bare can	4.95	3.87	3.30	2.66																														
	Polyester	5.54	4.34	3.70	2.98																														
Typical Weight	Case AA - 19g, Case AB - 22g, Case AC - 26g, Case AD - 34g																																		
Terminals	20 AWG copper wire with tin electroplate, 15 amps max																																		
Case Material	Aluminum with a Stainless Steel Sleeve																																		
Ripple Current Capability	The max ripple current capability is set by the target core temperature of 105 °C. The Peak to Peak ac must be less than Vr/5 max.																																		
Air Cooled	The ripple currents in the ratings tables are for 85 °C ambient temperatures.																																		
Heatsink Cooled	Temperature rise from the hottest internal spot, the core, to ambient air is $\Delta T = I^2(\text{Max ESR})(\theta_{cc} + \theta_{ca})$, recommended max ΔT of 20 °C where θ_{cc} is the thermal resistance from core to case and θ_{ca} from case to ambient. To calculate maximum ripple capability with the THAS attached to a heatsink use the maximum core temperature and the values for θ_{cc} .																																		
Example	As an illustration, suppose you operate an noninsulated THAS112M060AA0C in 85 °C air and attach it to a commercial heatsink with a free-air thermal resistance of 2.7 °C/W. Use a good thermal grease between the capacitor and the heatsink, and the total thermal resistance is 2.7 + 6.6 or 9.3 °C/W. The power which would heat the core to 105 °C is (105 - 85)/9.3 or 2.15 W. For an ESR of 117 mΩ, 2.15 W equates to a ripple current of 4.28 A.																																		

Type THAS, ThinPack, Aluminum Electrolytic Capacitor, 105 °C

Part Numbering System

THAS	412	M	025	AA	0	C
Type	Capacitance	Tolerance	Rated Voltage	Case Code	Insulation	Mounting Style
THAS	322 = 3200 μ F 222 = 2200 μ F 162 = 1600 μ F	M = \pm 20%	025 = 25 Vdc 075 = 75 Vdc 150 = 150 Vdc 200 = 200 Vdc	AA = 36.4 mm AB = 45.9 mm AC = 53.8 mm AD = 66.5 mm	0 = bare can 1 = polywrap	C = two leads

Outline Drawing

Note: The polyester tape wrap may add up to 0.020 inches to the thickness and width of the capacitor.

Style C: No Tabs



Type THAS, ThinPack, Aluminum Electrolytic Capacitor, 105 °C

Ratings

Voltage	Cap (µF)	Catalog Part Number	Length (L)	ESR max 25 °C (Ω)		Ripple (A) Case @ 85 °C	
				120 Hz	20 kHz	120 Hz	20 kHz
10 Vdc @ 105 °C 12 Vdc Surge @ 25 °C	8500	THAS852M010AA0C	36.4	0.12	0.09	2.00	2.20
	11000	THAS113M010AB0C	45.9	0.08	0.07	2.00	2.20
	14000	THAS143M010AC0C	53.8	0.07	0.06	2.60	2.86
	18000	THAS183M010AD0C	66.5	0.05	0.04	3.50	3.85
16 Vdc @ 105 °C 19.2 Vdc Surge @ 25 °C	5900	THAS592M016AA0C	36.4	0.12	0.09	2.00	2.20
	8200	THAS822M016AB0C	45.9	0.08	0.07	2.20	2.42
	10000	THAS103M016AC0C	53.8	0.07	0.06	2.60	2.86
	13000	THAS133M016AD0C	66.5	0.05	0.04	3.50	3.85
20 Vdc @ 105 °C 24 Vdc Surge @ 25 °C	5000	THAS502M020AA0C	36.4	0.12	0.09	2.00	2.20
	7000	THAS702M020AB0C	45.9	0.08	0.07	2.20	2.42
	8200	THAS822M020AC0C	53.8	0.07	0.06	2.60	2.86
	10000	THAS103M020AD0C	66.5	0.05	0.04	3.50	3.85
25 Vdc @ 105 °C 30 Vdc Surge @ 25 °C	3500	THAS352M025AA0C	36.4	0.12	0.09	2.00	2.20
	4900	THAS492M025AB0C	45.9	0.08	0.07	2.60	2.86
	6000	THAS602M025AC0C	53.8	0.07	0.06	2.50	2.75
	7800	THAS782M025AD0C	66.5	0.05	0.04	3.10	3.41
30 Vdc @ 105 °C 36 Vdc Surge @ 25 °C	2900	THAS292M030AA0C	36.4	0.12	0.09	2.00	2.20
	4100	THAS412M030AB0C	45.9	0.08	0.07	2.60	2.86
	5000	THAS502M030AC0C	53.8	0.07	0.06	3.00	3.30
	6500	THAS652M030AD0C	66.5	0.05	0.04	3.50	3.85
35 Vdc @ 105 °C 42 Vdc Surge @ 25 °C	2500	THAS252M035AA0C	36.4	0.12	0.09	2.00	2.20
	3500	THAS352M035AB0C	45.9	0.08	0.07	2.60	2.86
	4300	THAS432M035AC0C	53.8	0.07	0.06	3.00	3.30
	5600	THAS562M035AD0C	66.5	0.05	0.04	3.60	3.96
40 Vdc @ 105 °C 48 Vdc Surge @ 25 °C	2100	THAS212M040AA0C	36.4	0.12	0.09	1.70	2.04
	3000	THAS302M040AB0C	45.9	0.08	0.07	2.20	2.64
	3700	THAS372M040AC0C	53.8	0.07	0.06	2.50	3.00
	4800	THAS482M040AD0C	66.5	0.05	0.04	3.10	3.72
50 Vdc @ 105 °C 60 Vdc Surge @ 25 °C	1400	THAS142M050AA0C	36.4	0.12	0.09	1.70	2.04
	2000	THAS202M050AB0C	45.9	0.08	0.07	2.20	2.64
	2500	THAS252M050AC0C	53.8	0.07	0.06	2.50	3.00
	3200	THAS322M050AD0C	66.5	0.05	0.04	2.90	3.48
60 Vdc @ 105 °C 72 Vdc Surge @ 25 °C	1100	THAS112M060AA0C	36.4	0.12	0.09	1.70	2.04
	1600	THAS162M060AB0C	45.9	0.08	0.07	2.20	2.64
	2000	THAS202M060AC0C	53.8	0.07	0.06	2.50	3.00
	2600	THAS262M060AD0C	66.5	0.05	0.04	3.10	3.72
75 Vdc @ 105 °C 90 Vdc Surge @ 25 °C	680	THAS681M075AA0C	36.4	0.29	0.19	1.10	1.43
	940	THAS941M075AB0C	45.9	0.21	0.14	1.40	1.82
	1100	THAS112M075AC0C	53.8	0.17	0.11	1.60	2.08
	1500	THAS152M075AD0C	66.5	0.13	0.09	2.00	2.60
100 Vdc @ 105 °C 120 Vdc Surge @ 25 °C	310	THAS311M100AA0C	36.4	0.29	0.19	1.10	1.43
	430	THAS431M100AB0C	45.9	0.21	0.14	1.40	1.82
	530	THAS531M100AC0C	53.8	0.17	0.11	1.60	2.08
	690	THAS691M100AD0C	66.5	0.13	0.09	2.00	2.60

Type THAS, ThinPack, Aluminum Electrolytic Capacitor, 105 °C

Voltage	Cap (µF)	Catalog Part Number	Length (L)	ESR max 25 °C (Ω)		Ripple (A) Case @ 85 °C	
				120 Hz	20 kHz	120 Hz	20 kHz
150 Vdc @ 105 °C 180 Vdc Surge @ 25 °C	230	THAS231M150AAOC	36.4	0.80	0.40	0.60	1.02
	320	THAS321M150ABOC	45.9	0.58	0.29	0.80	1.36
	400	THAS401M150ACOC	53.8	0.47	0.24	1.00	1.70
	520	THAS521M150ADOC	66.5	0.37	0.18	1.20	2.04
200 Vdc @ 105 °C 240 Vdc Surge @ 25 °C	120	THAS121M200AAOC	36.4	0.90	0.45	0.60	1.02
	170	THAS171M200ABOC	45.9	0.65	0.33	0.80	1.36
	210	THAS211M200ACOC	53.8	0.53	0.27	0.90	1.53
	270	THAS271M200ADOC	66.5	0.41	0.21	1.10	1.87
250 Vdc @ 105 °C 300 Vdc Surge @ 25 °C	110	THAS111M250AAOC	36.4	0.90	0.45	0.60	1.02
	150	THAS151M250ABOC	45.9	0.65	0.33	0.80	1.36
	190	THAS191M250ACOC	53.8	0.53	0.27	0.90	1.53
	250	THAS251M250ADOC	66.5	0.41	0.21	1.10	1.87
300 Vdc @ 105 °C 350 Vdc Surge @ 25 °C	90	THAS900M300AAOC	36.4	0.90	0.45	0.60	1.02
	130	THAS131M300ABOC	45.9	0.65	0.33	0.80	1.36
	160	THAS161M300ACOC	53.8	0.53	0.27	0.90	1.53
	200	THAS201M300ADOC	66.5	0.41	0.21	1.10	1.87
350 Vdc @ 105 °C 400 Vdc Surge @ 25 °C	80	THAS800M350AAOC	36.4	2.45	1.18	0.60	1.02
	110	THAS111M350ABOC	45.9	1.78	0.85	0.60	1.02
	130	THAS131M350ACOC	53.8	1.45	0.70	0.70	1.19
	170	THAS171M350ADOC	66.5	1.12	0.54	0.80	1.36
400 Vdc @ 105 °C 450 Vdc Surge @ 25 °C	70	THAS700M400AAOC	36.4	2.45	1.18	0.60	1.02
	90	THAS900M400ABOC	45.9	1.78	0.85	0.60	1.02
	110	THAS111M400ACOC	53.8	1.45	0.70	0.70	1.19
	140	THAS141M400ADOC	66.5	1.12	0.54	0.80	1.36
450 Vdc @ 105 °C 500 Vdc Surge @ 25 °C	60	THAS600M450AAOC	36.4	2.45	1.18	0.60	1.02
	80	THAS800M450ABOC	45.9	1.78	0.85	0.60	1.02
	100	THAS101M450ACOC	53.8	1.45	0.70	0.70	1.19
	130	THAS131M450ADOC	66.5	1.12	0.54	0.80	1.36
500 Vdc @ 105 °C 550 Vdc Surge @ 25 °C	40	THAS400M500AAOC	36.3	5.61	2.81	0.30	0.51
	50	THAS500M500ABOC	45.9	4.07	2.04	0.40	0.68
	70	THAS700M500ACOC	53.8	3.32	1.66	0.50	0.85
	90	THAS900M500ADOC	66.5	2.56	1.28	0.50	0.85

Typical Performance Curves

Type THAS Operating Life in Kilohours vs Ripple Current



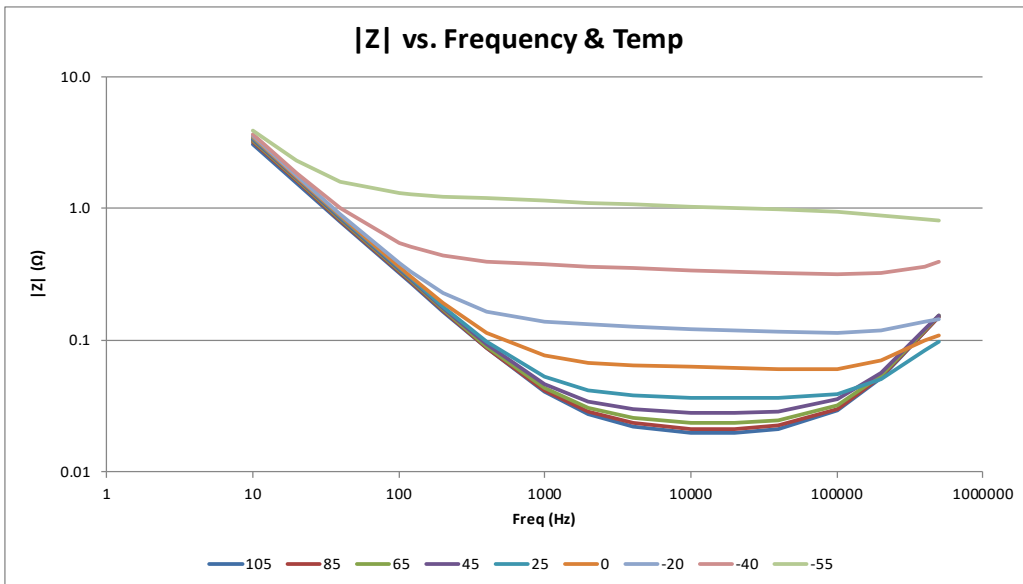
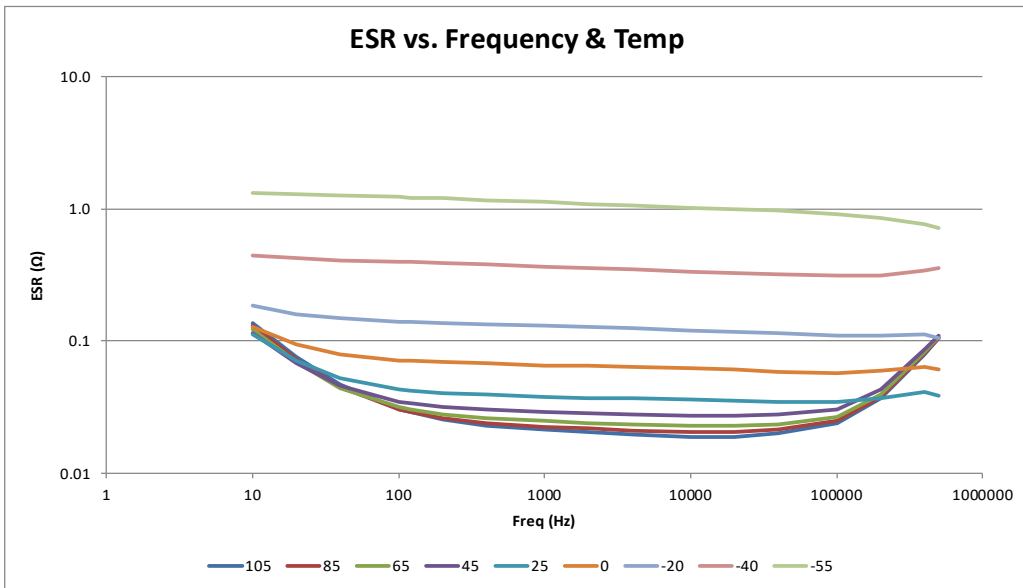
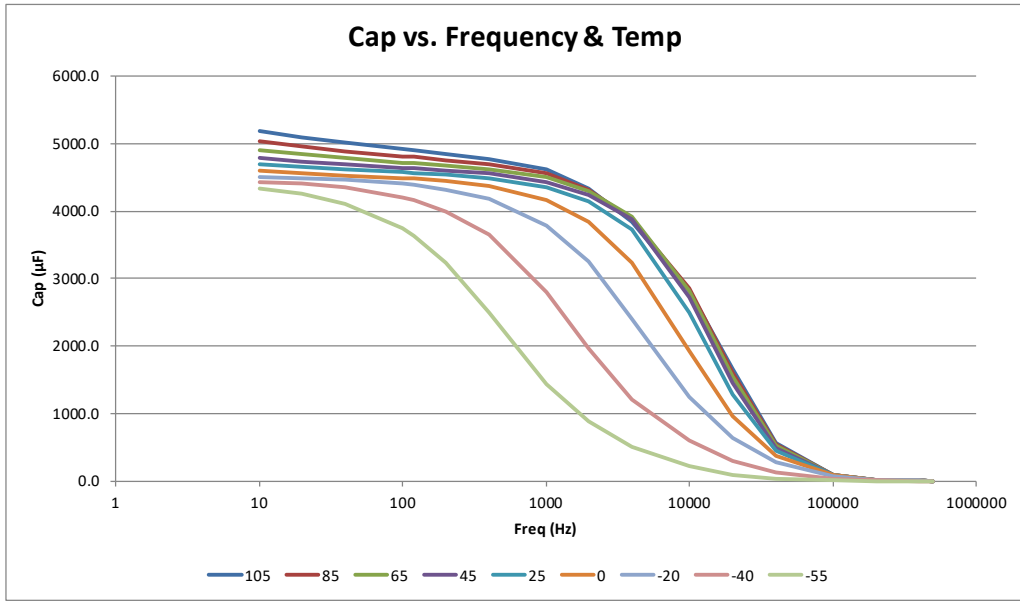
Type THAS Operating Life in Years vs Ripple Current



Type THAS, ThinPack, Aluminum Electrolytic Capacitor, 105 °C

Typical Performance Curves

THAS502M020AA0C



Notice and Disclaimer: All product drawings, descriptions, specifications, statements, information and data (collectively, the "Information") in this datasheet or other publication are subject to change. The customer is responsible for checking, confirming and verifying the extent to which the Information contained in this datasheet or other publication is applicable to an order at the time the order is placed. All Information given herein is believed to be accurate and reliable, but it is presented without any guarantee, warranty, representation or responsibility of any kind, expressed or implied. Statements of suitability for certain applications are based on the knowledge that the Cornell Dubilier company providing such statements ("Cornell Dubilier") has of operating conditions that such Cornell Dubilier company regards as typical for such applications, but are not intended to constitute any guarantee, warranty or representation regarding any such matter – and Cornell Dubilier specifically and expressly disclaims any guarantee, warranty or representation concerning the suitability for a specific customer application, use, storage, transportation, or operating environment. The Information is intended for use only by customers who have the requisite experience and capability to determine the correct products for their application. Any technical advice inferred from this Information or otherwise provided by Cornell Dubilier with reference to the use of any Cornell Dubilier products is given gratis (unless otherwise specified by Cornell Dubilier), and Cornell Dubilier assumes no obligation or liability for the advice given or results obtained. Although Cornell Dubilier strives to apply the most stringent quality and safety standards regarding the design and manufacturing of its products, in light of the current state of the art, isolated component failures may still occur. Accordingly, customer applications which require a high degree of reliability or safety should employ suitable designs or other safeguards (such as installation of protective circuitry or redundancies or other appropriate protective measures) in order to ensure that the failure of an electrical component does not result in a risk of personal injury or property damage. Although all product-related warnings, cautions and notes must be observed, the customer should not assume that all safety measures are indicated in such warnings, cautions and notes, or that other safety measures may not be required.



Компания «ЭлектроПласт» предлагает заключение долгосрочных отношений при поставках импортных электронных компонентов на взаимовыгодных условиях!

Наши преимущества:

- Оперативные поставки широкого спектра электронных компонентов отечественного и импортного производства напрямую от производителей и с крупнейших мировых складов;
- Поставка более 17-ти миллионов наименований электронных компонентов;
- Поставка сложных, дефицитных, либо снятых с производства позиций;
- Оперативные сроки поставки под заказ (от 5 рабочих дней);
- Экспресс доставка в любую точку России;
- Техническая поддержка проекта, помощь в подборе аналогов, поставка прототипов;
- Система менеджмента качества сертифицирована по Международному стандарту ISO 9001;
- Лицензия ФСБ на осуществление работ с использованием сведений, составляющих государственную тайну;
- Поставка специализированных компонентов (Xilinx, Altera, Analog Devices, Intersil, Interpoint, Microsemi, Aeroflex, Peregrine, Syfer, Eurofarad, Texas Instrument, Miteq, Cobham, E2V, MA-COM, Hittite, Mini-Circuits, General Dynamics и др.);

Помимо этого, одним из направлений компании «ЭлектроПласт» является направление «Источники питания». Мы предлагаем Вам помощь Конструкторского отдела:

- Подбор оптимального решения, техническое обоснование при выборе компонента;
- Подбор аналогов;
- Консультации по применению компонента;
- Поставка образцов и прототипов;
- Техническая поддержка проекта;
- Защита от снятия компонента с производства.



Как с нами связаться

Телефон: 8 (812) 309 58 32 (многоканальный)

Факс: 8 (812) 320-02-42

Электронная почта: org@eplast1.ru

Адрес: 198099, г. Санкт-Петербург, ул. Калинина, дом 2, корпус 4, литера А.