


## IL EIP BK DI8 DO4 2TX-PAC

Order No.: 2897758

<http://eshop.phoenixcontact.de/phoenix/treeViewClick.do?UID=2897758>

Ethernet/IP bus coupler, 8 inputs, 24 V DC, 4 outputs, 24 V DC, 500 mA, complete with I/O connectors



Commercial data	
GTIN (EAN)	
Note	Made-to-order
sales group	K410
Pack	1 pcs.
Customs tariff	85389091
Catalog page information	Page 252 (AX-2009)

### Product notes

WEEE/RoHS-compliant since:  
12/08/2009



<http://www.download.phoenixcontact.com>  
Please note that the data given here has been taken from the online catalog. For comprehensive information and data, please refer to the user documentation. The General Terms and Conditions of Use apply to Internet downloads.

### Product description

The bus coupler for the Ethernet/IP protocol has 4 digital outputs and 8 digital inputs. This package contains all the necessary Inline connectors for connecting the supply and the I/Os.

The Inline terminals can be labeled using pull-out labeling fields. The fields have insert cards that can be labeled individually to suit the application. Additionally, there is the ZBFM-6... Zack marker strip for labeling the terminal points.

## Technical data

### General data

Width	80 mm
Height	119.8 mm
Depth	71.5 mm
Note on dimensions	Specifications with male connectors
Weight	320 g
Note on weight specifications	with male connectors
Mounting type	DIN rail
Ambient temperature (operation)	-25 °C ... 55 °C
Ambient temperature (storage/transport)	-45 °C ... 85 °C
Permissible humidity (operation)	95 % (no condensation)
Permissible humidity (storage/transport)	95 % (no condensation)
Air pressure (operation)	70 kPa ... 106 kPa (up to 3000 m above sea level)
Air pressure (storage/transport)	70 kPa ... 106 kPa (up to 3000 m above sea level)
Degree of protection	IP20
Mechanical tests	Vibration resistance in acc. with IEC 60068-2-6 5 g Shock test in acc. with IEC 60068-2-27 Operation: 25 g, 11 ms duration, semi-sinusoidal shock impulse

### Interface

Fieldbus system	Lokalbus
Name	Inline local bus
Type of connection	Inline data jumper
Transmission speed	500 kBit/s
Fieldbus system	Ethernet/IP
Name	Ethernet / IP
Type of connection	RJ45 female connector, auto negotiation
Transmission speed	10/100 MBit/s
Name	Supply
Type of connection	8-pos. Inline connector

### Power supply for module electronics

Supply voltage	24 V DC
Supply voltage range	19.2 V DC ... 30 V DC (including all tolerances, including ripple)
Supply current	70 mA
Current consumption	max. 0.98 A (from $U_{BK}$ )

### Inline potential routing

Communications power $U_L$	7.5 V DC $\pm$ 5%
Power supply at $U_L$	max. 0.8 A DC
Main circuit supply $U_M$	24 V DC
Supply voltage range $U_M$	19.2 V DC ... 30 V DC (including all tolerances, including ripple)
Power supply at $U_M$	max. 8 A DC (Sum of $U_M + U_S$ )
Current consumption from $U_M$	max. 8 A DC
Segment supply voltage $U_S$	24 V DC
Supply voltage range $U_S$	19.2 V DC ... 30 V DC (including all tolerances, including ripple)
Power supply at $U_S$	max. 8 A DC (Sum of $U_M + U_S$ )
Current consumption from $U_S$	max. 8 A DC
I/O supply voltage $U_{ANA}$	24 V DC
Supply voltage range $U_{ANA}$	19.2 V DC ... 30 V DC (including all tolerances, including ripple)
Power supply at $U_{ANA}$	max. 0.5 A DC

### Digital inputs

Input name	Digital inputs
Description of the input	EN 61131-2 type 1
Type of connection	Inline connectors
Connection method	2, 3-wire
Number of inputs	8
Typical response time	Approx. 500 $\mu$ s
Protective circuit	Protection against polarity reversal Suppressor diode
Input voltage	24 V DC
Input voltage range "1" signal	15 V DC ... 30 V DC
Typical input current per channel	Typ. 3 mA

### Digital outputs

Output name	Digital outputs
Type of connection	Inline connectors
Connection method	2, 3-wire
Number of outputs	4
Protective circuit	Short-circuit and overload protection Free running circuit
Output voltage	24 V DC -1 V (At nominal current)
Nominal output voltage	24 V DC
Maximum output current per channel	500 mA

Maximum output current per module / terminal block	2 A
Maximum output current per module	4 A
Nominal load, inductive	12 VA
Nominal load, lamp	12 W
Nominal load, ohmic	12 W

### Certificates / Approvals



Certification CUL, UL

### Accessories

Item	Designation	Description
<b>Assembly</b>		
3022218	CLIPFIX 35	Snap-on end bracket, for 35 mm NS 35/7.5 or NS 35/15 DIN rail, can be fitted with Zack strip ZB 8 and ZB 8/27, terminal strip marker KLM 2 and KLM, width: 9.5 mm, color: gray
1201442	E/UK	End clamp, for assembly on NS 32 or NS 35/7.5 DIN rail

### Cable/conductor

2744830	FL CAT5 FLEX	CAT5-SF/UTP cable (J-LI02YS(ST)C H 2 x 2 x 26 AWG), light-duty, flexible installation cable 2 x 2 x 0.14 mm <sup>2</sup> , stranded, shielded, outer sheath: 5.75 mm ± 0.15 mm diameter
2744814	FL CAT5 HEAVY	CAT5-SF/UTP cable (J-02YS(ST)C HP 2 x 2 x 24 AWG), heavy-duty installation cable, 2 x 2 x 0.22 mm <sup>2</sup> , solid conductor, shielded, outer sheath: 7.8 mm diameter, inner sheath: 5.75 mm ± 0.15 mm diameter

### Marking

0809492	ESL 62X10	Insert strip for laser printer, lettering field: 62 x 10 mm
0809502	ESL 62X46	Insert strip for laser printer, lettering field: 62 x 46 mm
2727501	IB IL FIELD 2	Labeling field, width: 12.2 mm
2727515	IB IL FIELD 8	Labeling field, width: 48.8 mm

**Plug/Adapter**

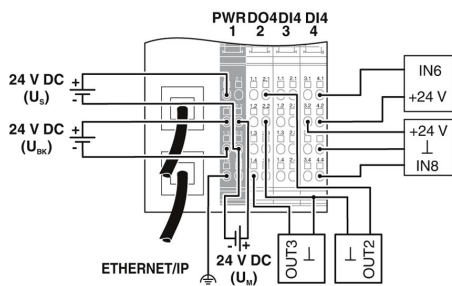
2744571	FL PLUG RJ45 GN/2	RJ45 connector, shielded, with bend protection sleeve, 2 pieces, green for crossed cables, for assembly on site. For connections that are crossed, it is recommended that the connector set with green bend protection sleeves is used.
2744856	FL PLUG RJ45 GR/2	RJ45 connector, shielded, with bend protection sleeve, 2 pieces, gray for straight cables, for assembly on site. For connections that are not crossed, it is recommended that you use the connector set with gray bend protection sleeve.
2878599	IL BKDIO-PLSET	Connector set, for Inline bus coupler with I/Os mounted in rows

**Tools**

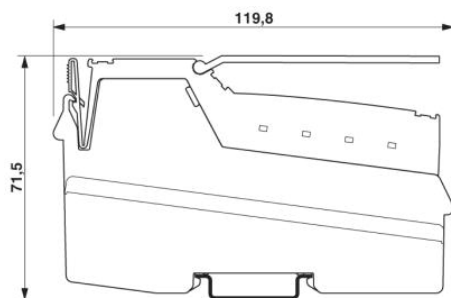
2744869	FL CRIMPTOOL	Crimping pliers, for assembling the RJ45 connectors FL PLUG RJ45..., for assembly on site
---------	--------------	---

**Diagrams/Drawings**

Connection diagram



Dimensioned drawing



**Address**

PHOENIX CONTACT Deutschland GmbH  
Flachmarktstr. 8  
32825 Blomberg, Germany  
Phone +49 5235 3 12000  
Fax +49 5235 3 41200  
<http://www.phoenixcontact.de>



© 2011 Phoenix Contact  
Technical modifications reserved;



Компания «ЭлектроПласт» предлагает заключение долгосрочных отношений при поставках импортных электронных компонентов на взаимовыгодных условиях!

Наши преимущества:

- Оперативные поставки широкого спектра электронных компонентов отечественного и импортного производства напрямую от производителей и с крупнейших мировых складов;
- Поставка более 17-ти миллионов наименований электронных компонентов;
- Поставка сложных, дефицитных, либо снятых с производства позиций;
- Оперативные сроки поставки под заказ (от 5 рабочих дней);
- Экспресс доставка в любую точку России;
- Техническая поддержка проекта, помощь в подборе аналогов, поставка прототипов;
- Система менеджмента качества сертифицирована по Международному стандарту ISO 9001;
- Лицензия ФСБ на осуществление работ с использованием сведений, составляющих государственную тайну;
- Поставка специализированных компонентов (Xilinx, Altera, Analog Devices, Intersil, Interpoint, Microsemi, Aeroflex, Peregrine, Syfer, Eurofarad, Texas Instrument, Miteq, Cobham, E2V, MA-COM, Hittite, Mini-Circuits, General Dynamics и др.);

Помимо этого, одним из направлений компании «ЭлектроПласт» является направление «Источники питания». Мы предлагаем Вам помощь Конструкторского отдела:

- Подбор оптимального решения, техническое обоснование при выборе компонента;
- Подбор аналогов;
- Консультации по применению компонента;
- Поставка образцов и прототипов;
- Техническая поддержка проекта;
- Защита от снятия компонента с производства.



#### Как с нами связаться

**Телефон:** 8 (812) 309 58 32 (многоканальный)

**Факс:** 8 (812) 320-02-42

**Электронная почта:** [org@eplast1.ru](mailto:org@eplast1.ru)

**Адрес:** 198099, г. Санкт-Петербург, ул. Калинина, дом 2, корпус 4, литера А.