


# MP2060 Kool-Pak® Clip Mount Power Film Resistor



## TO-220 Style Power Resistor Designed for Clip Mounting - Non-Inductive

- Up to 60 Watts continuous power at +25°C case temperature, 0.020Ω and above.
- Up to 60 Amps continuous current at +25°C case temperature, 0.015Ω and below.
- TO-220 Style package utilizes proven power semiconductor thermal solutions.
- Equivalent to UL94 V-0 flammability rating.
- Excellent pulse/surge performance.
- Non-inductive design for high speed switching, snubbers and rf applications.
- Operation up to +150°C case temperature.
- Electrically isolated case.



These products are covered by one or more patents, also patents pending.

Model	Package	Resistance	Power Rating	Max. Current Rating (Amps)	Max. Voltage	Thermal Resistance R <sub>θJC</sub> Film (J) to Case (C)
MP2060	TO-220 Style	0.005Ω	18 Watts *	60 A <sub>rms</sub>	Current Limited	6.94°C/Watt
		0.010Ω	36 Watts *	60 A <sub>rms</sub>	Current Limited	3.47°C/Watt
		0.015Ω	54 Watts *	60 A <sub>rms</sub>	Current Limited	2.31°C/Watt
		0.020Ω to 1.00K	60 Watts *	$I = \sqrt{P/R}$	250 V <sub>rms</sub>	2.08°C/Watt

### Specifications:

- Temperature Coefficient:**  
TC referenced to +25°C, ΔR taken at +150°C  
0.50 ohm and above, -20 to +80 ppm/°C  
0.050 ohm to 0.49 ohm, 0 to +100 ppm/°C  
0.015 ohm to 0.049 ohm, 0 to +200 ppm/°C  
0.005 ohm to 0.014 ohm, 0 to +300 ppm/°C
- Operating Temperature:** -55°C to +150°C
- Inductance:** 10 nH typical in series when measured at the shoulder of the lead.
- Capacitance:** <1 pf typical without heat sink.
- DWV:** 1500 V<sub>rms</sub>AC isolation to the mounting surface or a clip in contact with the top surface.
- Insulation Resistance:** 10,000 Megohms, min.  
The resistor element is electrically isolated from the mounting surface.

**Momentary Overload:** 1.5 times rated power for 5 seconds, ΔR ±(0.5 percent + 0.0005 ohm) max.

**Load Stability:** 2000 hours at rated power  
ΔR less than ±(1 percent + 0.0005 ohm).

**Moisture Resistance:** Mil-Std-202, Method 106,  
ΔR ±(0.5 percent + 0.0005 ohm) max.

**Thermal Shock:** Mil-Std-202, Method 107,  
Cond. F, ΔR ±(0.5 percent + 0.0005 ohm) max.

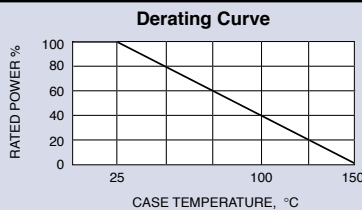
**Shock:** 100G, Mil-Std-202, Method 213,  
Cond. I, ΔR ±(0.4 percent + 0.0005 ohm) max.

**Vibration, High Frequency:** Mil-Std 202,  
Method 204, Condition D, ΔR ±(0.4 percent + 0.0005 ohm) max.

**Terminal Strength:** Mil-Std-202, Method 211,  
Cond. A (Pull Test) 5 lbs., ΔR ±(0.2 percent + 0.0005 ohm) max.

**Terminal Material:** Solderable

**Measurement Note:** Resistance measurements shall be made at 0.2 inch (5.08 mm) from the resistor body.



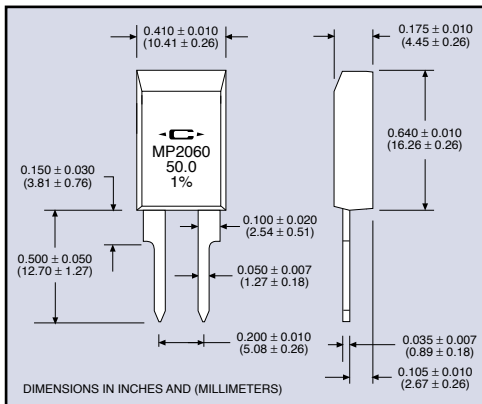
**\* Derating Using Case Temperature (T<sub>C</sub>):**  
All power and associated overload ratings are derated based upon case temperature using the derating curve. The case temperature is measured at the center of the ceramic mounting surface, with the part properly mounted and under electrical load. Without a heat sink, when in free air at +25°C, the MP2060 is rated for 2.5 watts.

The thermal design should satisfy the following equation:

Case Temperature (T<sub>c</sub>) + [Thermal Resistance (R<sub>θJC</sub>) x power applied (Watts)] ≤ 150°C, considering the full operating temperature range of the application.

**Mounting Note:** Mount on a smooth, clean and flat heat sink surface with a thermal interface material, such as thermal grease. The entire exposed ceramic portion must be in contact with the heat sink. When using a spring clip, it is recommended that a mounting force of 8 to 30 pounds (35 to 130 N) be applied to the center of the package. The clip should be round or smooth in the contact area to avoid concentrating the load on a small point of the plastic body of the package. Another mounting option is to use a pressure bar method which can achieve a greater mounting force with a greater contact area.

For additional applications information regarding mounting and pulse handling see the Caddock Applications Notes at [caddock.com](http://caddock.com) or contact Applications Engineering.



### Standard Resistance Values:

Tolerance: 1% Standard (except as noted)

0.005 Ω 5%	0.33 Ω	10.0 Ω	100 Ω
0.010 Ω 2%	0.40 Ω	12.0 Ω	120 Ω
0.015 Ω 2%	0.50 Ω	15.0 Ω	150 Ω
0.020 Ω	0.75 Ω	20.0 Ω	200 Ω
0.025 Ω	1.00 Ω	25.0 Ω	250 Ω
0.030 Ω	1.50 Ω	27.0 Ω	300 Ω
0.033 Ω	2.00 Ω	30.0 Ω	330 Ω
0.040 Ω	2.50 Ω	33.0 Ω	400 Ω
0.050 Ω	3.00 Ω	40.0 Ω	470 Ω
0.075 Ω	3.30 Ω	47.0 Ω	500 Ω
0.10 Ω	4.00 Ω	50.0 Ω	560 Ω
0.15 Ω	5.00 Ω	56.0 Ω	750 Ω
0.20 Ω	7.50 Ω	75.0 Ω	1.00 K
0.25 Ω	8.00 Ω		
0.30 Ω			

For custom values and tolerances contact Applications Engineering

### Ordering Information:

Model Number: **MP2060 - 0.050 - 1%** Tolerance

Resistor Value: \_\_\_\_\_

**Packaging Information:** MP2060 resistors are packaged in plastic shipping tubes, 50 pieces per tube. These resistors are available in a 50 piece minimum quantity and in full tube quantity increments (i.e. 50, 100, 150, etc.).

**Applications Engineering**  
17271 North Umpqua Hwy.  
Roseburg, Oregon 97470-9422  
Phone: (541) 496-0700  
Fax: (541) 496-0408

**CADDOCK ELECTRONICS, INC.**

e-mail: [caddock@caddock.com](mailto:caddock@caddock.com) • web: [www.caddock.com](http://www.caddock.com)  
For Caddock Distributors listed by country see [caddock.com/contact/dist.html](http://caddock.com/contact/dist.html)

**Sales and Corporate Office**  
1717 Chicago Avenue  
Riverside, California 92507-2364  
Phone: (951) 788-1700  
Fax: (951) 369-1151



Компания «ЭлектроПласт» предлагает заключение долгосрочных отношений при поставках импортных электронных компонентов на взаимовыгодных условиях!

Наши преимущества:

- Оперативные поставки широкого спектра электронных компонентов отечественного и импортного производства напрямую от производителей и с крупнейших мировых складов;
- Поставка более 17-ти миллионов наименований электронных компонентов;
- Поставка сложных, дефицитных, либо снятых с производства позиций;
- Оперативные сроки поставки под заказ (от 5 рабочих дней);
- Экспресс доставка в любую точку России;
- Техническая поддержка проекта, помощь в подборе аналогов, поставка прототипов;
- Система менеджмента качества сертифицирована по Международному стандарту ISO 9001;
- Лицензия ФСБ на осуществление работ с использованием сведений, составляющих государственную тайну;
- Поставка специализированных компонентов (Xilinx, Altera, Analog Devices, Intersil, Interpoint, Microsemi, Aeroflex, Peregrine, Syfer, Eurofarad, Texas Instrument, Miteq, Cobham, E2V, MA-COM, Hittite, Mini-Circuits, General Dynamics и др.);

Помимо этого, одним из направлений компании «ЭлектроПласт» является направление «Источники питания». Мы предлагаем Вам помощь Конструкторского отдела:

- Подбор оптимального решения, техническое обоснование при выборе компонента;
- Подбор аналогов;
- Консультации по применению компонента;
- Поставка образцов и прототипов;
- Техническая поддержка проекта;
- Защита от снятия компонента с производства.



#### Как с нами связаться

**Телефон:** 8 (812) 309 58 32 (многоканальный)

**Факс:** 8 (812) 320-02-42

**Электронная почта:** [org@eplast1.ru](mailto:org@eplast1.ru)

**Адрес:** 198099, г. Санкт-Петербург, ул. Калинина, дом 2, корпус 4, литера А.