

## SMD NTC Thermistors with Enhanced Stability



### FEATURES

- Monolithic SMD with nickel barrier and pure tin
- Wide temperature range from - 40 °C to + 125 °C
- Enhanced stability throughout the lifetime (maximum variation of initial  $R_{25\text{ °C}}$  of  $\pm 0.5\%$  after 10 000 hours at any temperature)
- Ideal for wave and reflow soldering
- One  $R_{25\text{ °C}}$ -value per case 0402, 0603, 0805
- Delivered on punched paper tape on reel
- Material categorization: For definitions of compliance please see [www.vishay.com/doc?99912](http://www.vishay.com/doc?99912)


**RoHS**  
COMPLIANT

QUICK REFERENCE DATA		
PARAMETER	VALUE	UNIT
Resistance value at 25 °C	100K to 210K	$\Omega$
Tolerance on $R_{25}$ -value	1	%
$B_{25/85}$ -value	3590	K
Tolerance on $B_{25/85}$ -value	$\pm 1$	%
Maximum power dissipation (by case)	70 (0402), 120 (0603), 210 (0805)	mW
Response time (63.2 % 25 °C to 750 °C still air (for info by case))	4 (0402), 6 (0603), 10 (0805)	s
Dissipation factor $\delta$ in still air (for each case)	2 (0402), 3 (0603), 3.5 (0805)	mW/K
Operating temperature range	- 40 to + 125	°C
Weight	1 to 7	mg

### APPLICATIONS

- All applications that require the utmost stability in time (medical application, heat counting)

### MOUNTING

Please refer to information provided for generic NTCS serie.

### PACKAGING

Available in 8 mm punched paper tape on reel package of 4000 units (case 0603 and 0805) and 10 000 (case 0402).

### DESIGN-IN SUPPORT

For complete Curve Computation, visit:

[www.vishay.com/resistors-non-linear/ntc-curve-list/](http://www.vishay.com/resistors-non-linear/ntc-curve-list/)

ELECTRICAL DATA AND ORDERING INFORMATION					
VISHAY SAP ORDERING NUMBER	$R_{25}$ -VALUE (k $\Omega$ )	TOLERANCE ON $R_{25}$ (%)	$B_{25/85}$ -VALUE (K)	$B_{25/85}$ -TOLERANCE (%)	DESCRIPTION
NTCS0402E3214SMT	210	1	3590	$\pm 1$	SMD NTC thermistor 0402 Ni barrier
NTCS0603E3124SMT	122	1	3590	$\pm 1$	SMD NTC thermistor 0603 Ni barrier
NTCS0805E3104SMT	100	1	3590	$\pm 1$	SMD NTC thermistor 0805 Ni barrier

DIMENSIONS in millimeters				
	PARAMETER	VALUE		
	Case		0402	0603
W		$0.5 \pm 0.15$	$0.8 \pm 0.15$	$1.25 \pm 0.15$
T		$0.5 \pm 0.15$	$0.8 \pm 0.15$	$0.8 \pm 0.15$
L1, L3		0.1 min.	0.2 min.	0.2 min.
L2		0.3 min.	0.4 min.	0.55 min.
L		$1 \pm 0.15$	$1.6 \pm 0.15$	$2 \pm 0.2$

#### Note

- Non-dimensioned details do not affect the performance of the thermistors.



RELIABILITY INFORMATION

After a test of storage at any temperature within the temperature range, the drift of electrical resistance at 25 °C is always lower than ± 0.5 % (see here under typical figures for drift after storage during 10 000 h at maximal temperature 125 °C). The same type of stability is also observed in thermal shocks between the two extreme values of the temperature range. The tests are performed according to IEC 60068-2-2 and 2-14.

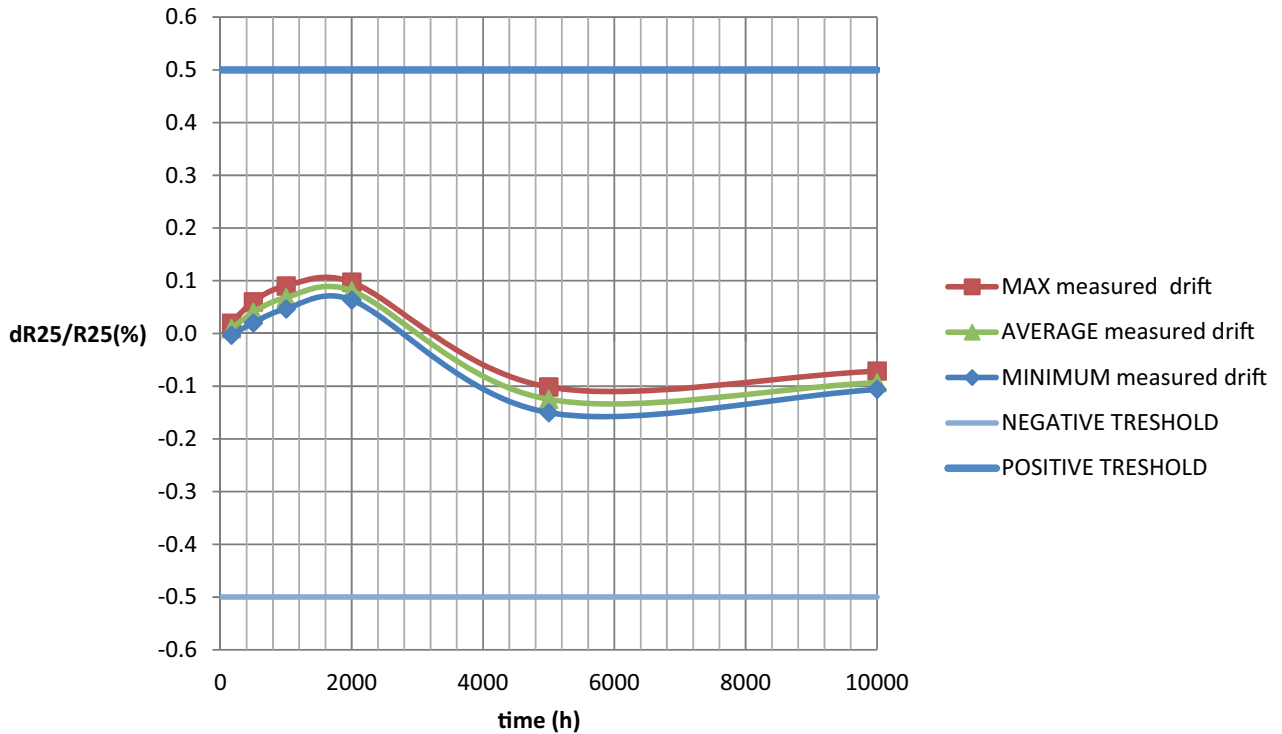


Fig. 1 - R<sub>25</sub> °C Drift after Storage at 125 °C for 0603 Case

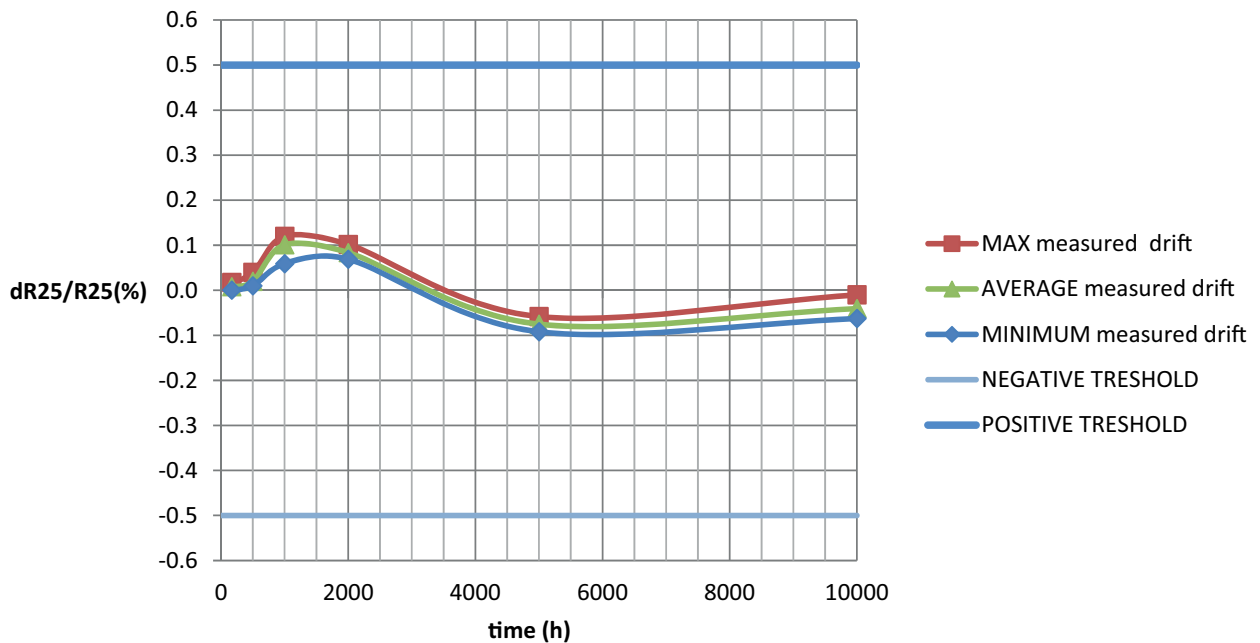


Fig. 2 - Drift in Storage at 125 °C for 0402 Case

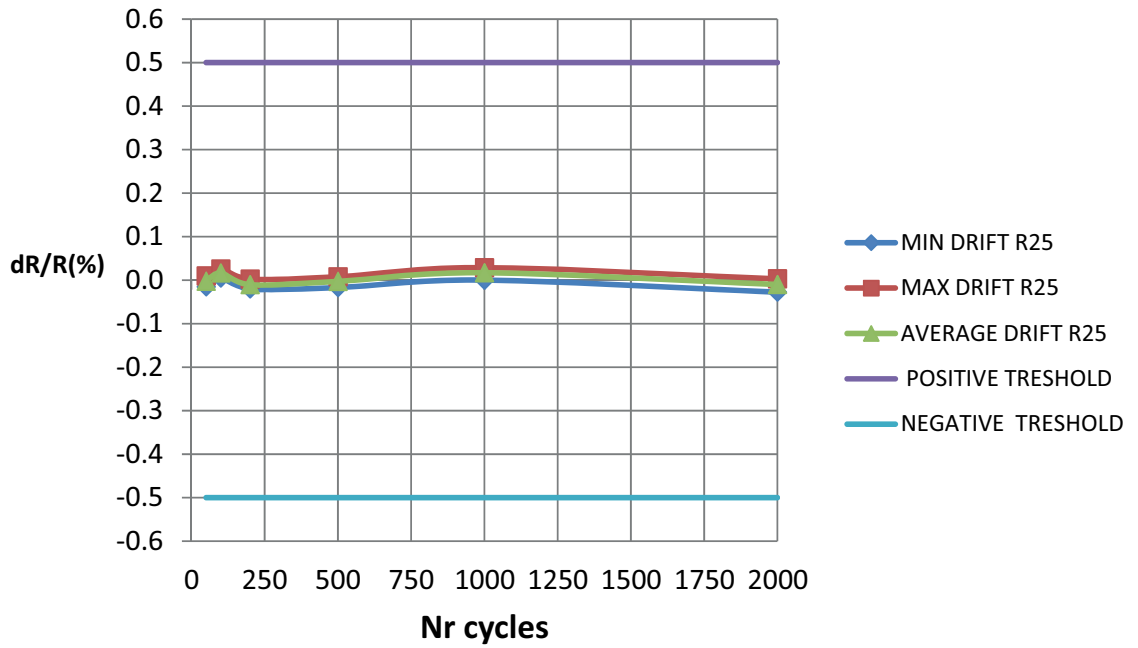


Fig. 3 -  $R_{25}^{\circ C}$  Drift in Thermal Shocks - 40 °C, 15 min/125 °C, 15 min



## Disclaimer

ALL PRODUCT, PRODUCT SPECIFICATIONS AND DATA ARE SUBJECT TO CHANGE WITHOUT NOTICE TO IMPROVE RELIABILITY, FUNCTION OR DESIGN OR OTHERWISE.

Vishay Intertechnology, Inc., its affiliates, agents, and employees, and all persons acting on its or their behalf (collectively, "Vishay"), disclaim any and all liability for any errors, inaccuracies or incompleteness contained in any datasheet or in any other disclosure relating to any product.

Vishay makes no warranty, representation or guarantee regarding the suitability of the products for any particular purpose or the continuing production of any product. To the maximum extent permitted by applicable law, Vishay disclaims (i) any and all liability arising out of the application or use of any product, (ii) any and all liability, including without limitation special, consequential or incidental damages, and (iii) any and all implied warranties, including warranties of fitness for particular purpose, non-infringement and merchantability.

Statements regarding the suitability of products for certain types of applications are based on Vishay's knowledge of typical requirements that are often placed on Vishay products in generic applications. Such statements are not binding statements about the suitability of products for a particular application. It is the customer's responsibility to validate that a particular product with the properties described in the product specification is suitable for use in a particular application. Parameters provided in datasheets and/or specifications may vary in different applications and performance may vary over time. All operating parameters, including typical parameters, must be validated for each customer application by the customer's technical experts. Product specifications do not expand or otherwise modify Vishay's terms and conditions of purchase, including but not limited to the warranty expressed therein.

Except as expressly indicated in writing, Vishay products are not designed for use in medical, life-saving, or life-sustaining applications or for any other application in which the failure of the Vishay product could result in personal injury or death. Customers using or selling Vishay products not expressly indicated for use in such applications do so at their own risk. Please contact authorized Vishay personnel to obtain written terms and conditions regarding products designed for such applications.

No license, express or implied, by estoppel or otherwise, to any intellectual property rights is granted by this document or by any conduct of Vishay. Product names and markings noted herein may be trademarks of their respective owners.

## Material Category Policy

**Vishay Intertechnology, Inc. hereby certifies that all its products that are identified as RoHS-Compliant fulfill the definitions and restrictions defined under Directive 2011/65/EU of The European Parliament and of the Council of June 8, 2011 on the restriction of the use of certain hazardous substances in electrical and electronic equipment (EEE) - recast, unless otherwise specified as non-compliant.**

**Please note that some Vishay documentation may still make reference to RoHS Directive 2002/95/EC. We confirm that all the products identified as being compliant to Directive 2002/95/EC conform to Directive 2011/65/EU.**

**Vishay Intertechnology, Inc. hereby certifies that all its products that are identified as Halogen-Free follow Halogen-Free requirements as per JEDEC JS709A standards. Please note that some Vishay documentation may still make reference to the IEC 61249-2-21 definition. We confirm that all the products identified as being compliant to IEC 61249-2-21 conform to JEDEC JS709A standards.**



Компания «ЭлектроПласт» предлагает заключение долгосрочных отношений при поставках импортных электронных компонентов на взаимовыгодных условиях!

Наши преимущества:

- Оперативные поставки широкого спектра электронных компонентов отечественного и импортного производства напрямую от производителей и с крупнейших мировых складов;
- Поставка более 17-ти миллионов наименований электронных компонентов;
- Поставка сложных, дефицитных, либо снятых с производства позиций;
- Оперативные сроки поставки под заказ (от 5 рабочих дней);
- Экспресс доставка в любую точку России;
- Техническая поддержка проекта, помощь в подборе аналогов, поставка прототипов;
- Система менеджмента качества сертифицирована по Международному стандарту ISO 9001;
- Лицензия ФСБ на осуществление работ с использованием сведений, составляющих государственную тайну;
- Поставка специализированных компонентов (Xilinx, Altera, Analog Devices, Intersil, Interpoint, Microsemi, Aeroflex, Peregrine, Syfer, Eurofarad, Texas Instrument, Miteq, Cobham, E2V, MA-COM, Hittite, Mini-Circuits, General Dynamics и др.);

Помимо этого, одним из направлений компании «ЭлектроПласт» является направление «Источники питания». Мы предлагаем Вам помощь Конструкторского отдела:

- Подбор оптимального решения, техническое обоснование при выборе компонента;
- Подбор аналогов;
- Консультации по применению компонента;
- Поставка образцов и прототипов;
- Техническая поддержка проекта;
- Защита от снятия компонента с производства.



#### Как с нами связаться

**Телефон:** 8 (812) 309 58 32 (многоканальный)

**Факс:** 8 (812) 320-02-42

**Электронная почта:** [org@eplast1.ru](mailto:org@eplast1.ru)

**Адрес:** 198099, г. Санкт-Петербург, ул. Калинина, дом 2, корпус 4, литера А.