

# SPS1M001

## Product Preview

# Battery Free Wireless Sensor

## Quality Control Water Intrusion Sensor

ON Semiconductor's family of Battery Free Wireless Sensors are UHF RFID wireless sensors which use the MagnusS2<sup>®</sup> Sensor IC and can perform moisture and proximity sensing functions in a variety of applications. These are designed for use in enclosed areas where size and accessibility is at a premium.

The quality control water intrusion sensor is specifically designed for the passive sensing of moisture in finished goods as a form of leak detection. The sensors can be placed in specific areas of the object and greatly simplifies the quality control test for leaks. This Battery Free Wireless Sensor can reduce the number of missed defects and significantly improve the quality of manufacturing lines.

### Features

- Single IC, Battery Free Wireless Moisture Sensing
- Small form factor package: 76 x 20 x 2.0 mm
- 64 bit TID and 128bit EPC + 144 bit User Defined Memory
- EPC Class 1 Gen 2 v.2.0.0 ISO 18 000–6C Compliant
- Designed for use on Metal
- These Devices are Pb–Free, Halogen Free/BFR Free and are RoHS Compliant

### MAXIMUM RATINGS (T<sub>A</sub> = 25°C unless otherwise noted)

Rating	Symbol	Max	Unit
Human Body Model (Note 1)	ESD	±1	kV

### THERMAL CHARACTERISTICS

Characteristic	Symbol	Max	Unit
Junction and Storage Temperature range	T <sub>J</sub> , T <sub>stg</sub>	–20 to +60	°C

Stresses exceeding those listed in the Maximum Ratings table may damage the device. If any of these limits are exceeded, device functionality should not be assumed, damage may occur and reliability may be affected.

1. Non–repetitive current pulse at T<sub>A</sub> = 25°C, per JS–001 waveform



ON Semiconductor<sup>®</sup>

[www.onsemi.com](http://www.onsemi.com)



RF TAG 166X20 MM  
CASE 888AH/AJ

### ORDERING INFORMATION

See detailed ordering and shipping information on page 3 of this data sheet.

This document contains information on a product under development. ON Semiconductor reserves the right to change or discontinue this product without notice.

# SPS1M001

## ELECTRICAL CHARACTERISTICS ( $T_A = 25^\circ\text{C}$ unless otherwise noted)

Characteristic	Symbol	Min	Typ	Max	Unit
Frequency	f	860		960	MHz
Read Sensitivity	$R_{\text{sens}}$	-16			dBm
Identification	TID	64			Bit
	EPC	128			
	ROM	144			

Product parametric performance is indicated in the Electrical Characteristics for the listed test conditions, unless otherwise noted. Product performance may not be indicated by the Electrical Characteristics if operated under different conditions.

## Moisture Sensing

The SPS1M001 is a wireless battery free sensor. The SPSM001 incorporates an integrated RF antenna allowing it to harvest energy and report back wet environments from a standard UHF compliant reader. The sensor includes a strong and easy to apply adhesive backing.

The SPS1M001 generates sensor codes from 0 to 31. With as little as one drop of water (0.05 ml) placed on the sensor yields a sensor value 5 codes lower than the dry test. Due to the Smart Passive Sensors' self-tuning capability, the sensor also shifts over frequency as it tunes itself to maximize

reflected power to the reader. This makes it important to account for the frequency at which the sensor was read. For both the wet and dry tests seen in Figure 1, the resulting sensor values shifted around 5 codes over the FCC frequency range of 902–928 MHz. This factor must be accounted for in the reader software in order to ensure reliable wet vs. dry reads. For more information on how Smart Passive Sensors generate sensor codes, please refer to Application Note AND9209/D.

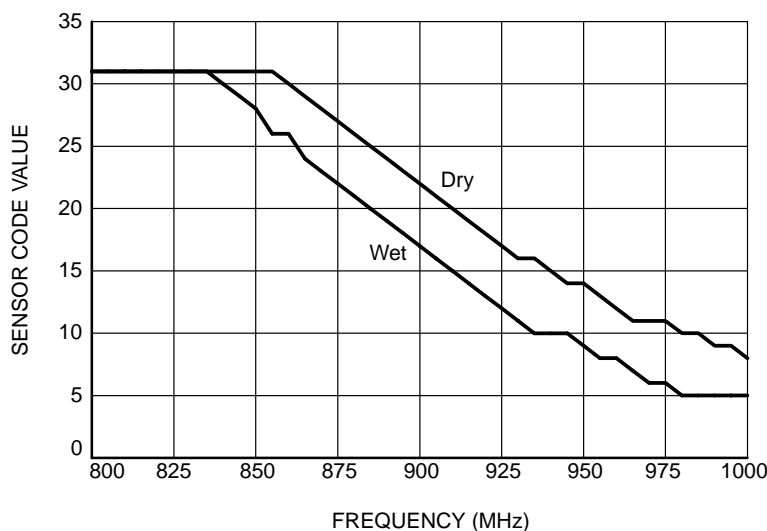


Figure 1. Sensor Code for Wet and Dry Conditions

# SPS1M001

## ORDERING INFORMATION

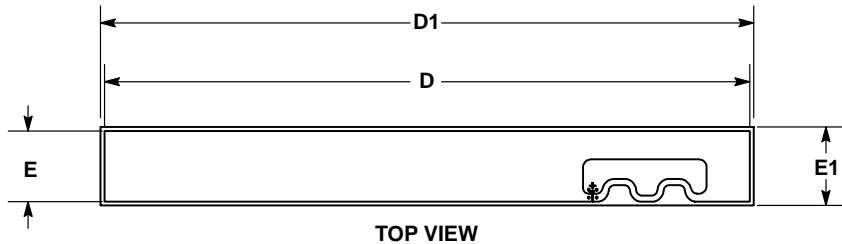
Device	UHF Band	Package Case Code	EPC Code	Shipping†
SPS1M002A	FCC 902–928 MHz	888AJ	undefined	500 / Bag
SPS1M002B	ETSI 866–868 MHz	888AH	undefined	500 / Bag
SPS1M002A–01	FCC 902–928 MHz	888AJ	–01	1000 / Reel
SPS1M002A–02	FCC 902–928 MHz	888AJ	–02	1000 / Reel
SPS1M002A–03	FCC 902–928 MHz	888AJ	–03	1000 / Reel
SPS1M002A–04	FCC 902–928 MHz	888AJ	–04	1000 / Reel
SPS1M002A–05	FCC 902–928 MHz	888AJ	–05	1000 / Reel
SPS1M002A–06	FCC 902–928 MHz	888AJ	–06	1000 / Reel
SPS1M002A–07	FCC 902–928 MHz	888AJ	–07	1000 / Reel
SPS1M002A–08	FCC 902–928 MHz	888AJ	–08	1000 / Reel
SPS1M002A–09	FCC 902–928 MHz	888AJ	–09	1000 / Reel
SPS1M002A–10	FCC 902–928 MHz	888AJ	–10	1000 / Reel

†For information on tape and reel specifications, including part orientation and tape sizes, please refer to our Tape and Reel Packaging Specifications Brochure, BRD8011/D.

# SPS1M001

## PACKAGE DIMENSIONS

RF TAG 166.5x20mm  
CASE 888AH  
ISSUE O

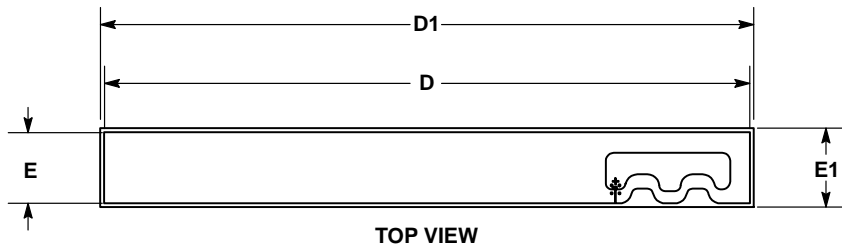


### NOTES:

1. DIMENSIONING AND TOLERANCING PER ASME Y14.5M, 1994.
2. CONTROLLING DIMENSION: MILLIMETERS.
3. ANTENNA SIZE DETERMINED BY DIMENSIONS D AND E.
4. LABEL SIZE DETERMINED BY DIMENSIONS D1 AND E1.
5. LABEL IS 0.076 THICK PET TAPE. ANTENNA IS 0.009 THICK ALUMINUM.

DIM	MILLIMETERS		
	MIN	NOM	MAX
D	165.40	165.50	165.60
E	17.90	18.00	18.10
D1	166.40	166.50	166.60
E1	19.90	20.00	20.10

RF TAG 165x20mm  
CASE 888AJ  
ISSUE O




### NOTES:

1. DIMENSIONING AND TOLERANCING PER ASME Y14.5M, 1994.
2. CONTROLLING DIMENSION: MILLIMETERS.
3. ANTENNA SIZE DETERMINED BY DIMENSIONS D AND E.
4. LABEL SIZE DETERMINED BY DIMENSIONS D1 AND E1.
5. LABEL IS 0.076 THICK PET TAPE. ANTENNA IS 0.009 THICK ALUMINUM.

DIM	MILLIMETERS		
	MIN	NOM	MAX
D	163.60	163.70	163.80
E	17.90	18.00	18.10
D1	165.60	165.70	165.80
E1	19.90	20.00	20.10

Magnus-S2 is a registered trademark of RFMicron, Inc.

ON Semiconductor and  are trademarks of Semiconductor Components Industries, LLC dba ON Semiconductor or its subsidiaries in the United States and/or other countries. ON Semiconductor owns the rights to a number of patents, trademarks, copyrights, trade secrets, and other intellectual property. A listing of ON Semiconductor's product/patent coverage may be accessed at [www.onsemi.com/site/pdf/Patent-Marketing.pdf](http://www.onsemi.com/site/pdf/Patent-Marketing.pdf). ON Semiconductor reserves the right to make changes without further notice to any products herein. ON Semiconductor makes no warranty, representation or guarantee regarding the suitability of its products for any particular purpose, nor does ON Semiconductor assume any liability arising out of the application or use of any product or circuit, and specifically disclaims any and all liability, including without limitation special, consequential or incidental damages. Buyer is responsible for its products and applications using ON Semiconductor products, including compliance with all laws, regulations and safety requirements or standards, regardless of any support or applications information provided by ON Semiconductor. "Typical" parameters which may be provided in ON Semiconductor data sheets and/or specifications can and do vary in different applications and actual performance may vary over time. All operating parameters, including "Typicals" must be validated for each customer application by customer's technical experts. ON Semiconductor does not convey any license under its patent rights nor the rights of others. ON Semiconductor products are not designed, intended, or authorized for use as a critical component in life support systems or any FDA Class 3 medical devices or medical devices with a same or similar classification in a foreign jurisdiction or any devices intended for implantation in the human body. Should Buyer purchase or use ON Semiconductor products for any such unintended or unauthorized application, Buyer shall indemnify and hold ON Semiconductor and its officers, employees, subsidiaries, affiliates, and distributors harmless against all claims, costs, damages, and expenses, and reasonable attorney fees arising out of, directly or indirectly, any claim of personal injury or death associated with such unintended or unauthorized use, even if such claim alleges that ON Semiconductor was negligent regarding the design or manufacture of the part. ON Semiconductor is an Equal Opportunity/Affirmative Action Employer. This literature is subject to all applicable copyright laws and is not for resale in any manner.

## PUBLICATION ORDERING INFORMATION

### LITERATURE FULFILLMENT:

Literature Distribution Center for ON Semiconductor  
19521 E. 32nd Pkwy, Aurora, Colorado 80011 USA  
Phone: 303-675-2175 or 800-344-3860 Toll Free USA/Canada  
Fax: 303-675-2176 or 800-344-3867 Toll Free USA/Canada  
Email: [orderlit@onsemi.com](mailto:orderlit@onsemi.com)

N. American Technical Support: 800-282-9855 Toll Free  
USA/Canada  
Europe, Middle East and Africa Technical Support:  
Phone: 421 33 790 2910

ON Semiconductor Website: [www.onsemi.com](http://www.onsemi.com)

Order Literature: <http://www.onsemi.com/orderlit>

For additional information, please contact your local Sales Representative



Компания «ЭлектроПласт» предлагает заключение долгосрочных отношений при поставках импортных электронных компонентов на взаимовыгодных условиях!

Наши преимущества:

- Оперативные поставки широкого спектра электронных компонентов отечественного и импортного производства напрямую от производителей и с крупнейших мировых складов;
- Поставка более 17-ти миллионов наименований электронных компонентов;
- Поставка сложных, дефицитных, либо снятых с производства позиций;
- Оперативные сроки поставки под заказ (от 5 рабочих дней);
- Экспресс доставка в любую точку России;
- Техническая поддержка проекта, помощь в подборе аналогов, поставка прототипов;
- Система менеджмента качества сертифицирована по Международному стандарту ISO 9001;
- Лицензия ФСБ на осуществление работ с использованием сведений, составляющих государственную тайну;
- Поставка специализированных компонентов (Xilinx, Altera, Analog Devices, Intersil, Interpoint, Microsemi, Aeroflex, Peregrine, Syfer, Eurofarad, Texas Instrument, Miteq, Cobham, E2V, MA-COM, Hittite, Mini-Circuits, General Dynamics и др.);

Помимо этого, одним из направлений компании «ЭлектроПласт» является направление «Источники питания». Мы предлагаем Вам помощь Конструкторского отдела:

- Подбор оптимального решения, техническое обоснование при выборе компонента;
- Подбор аналогов;
- Консультации по применению компонента;
- Поставка образцов и прототипов;
- Техническая поддержка проекта;
- Защита от снятия компонента с производства.



#### Как с нами связаться

**Телефон:** 8 (812) 309 58 32 (многоканальный)

**Факс:** 8 (812) 320-02-42

**Электронная почта:** [org@eplast1.ru](mailto:org@eplast1.ru)

**Адрес:** 198099, г. Санкт-Петербург, ул. Калинина, дом 2, корпус 4, литера А.