


## Pulse Withstanding Fusible Flameproof Metal Film Resistors

### EMC Series

- UL1412 recognised\*
- Failsafe 240V mains fusing
- Good pulse handling capability
- Small size for power rating
- UL94-V0 flameproof protection
- Surface mount ZI-form option



\* Values 22R and above. UL file number E234469

All parts are Pb-free and comply with EU Directive 2011/65/EU amended by (EU) 2015/863 (RoHS3)

## Electrical Data

		EMC2
Power rating at 70°C	Watts	2
Resistance range	Ohms	4R7 – 68R
TCR (25 to 75°C)	ppm/°C	100
Isolation Voltage	Volts	500
Resistance Tolerance	%	10, 20
Standard Values		E12
Thermal Impedance	°C/Watt	82
Ambient temperature range	°C	-55 to +155

## Physical Data

Dimensions (mm) & Weight (g)								
Type	L max	D max	f min	d nom	PCB mount centres	Min bend radius	Wt. nom	
EMC2	10	4	27	0.8	18.4	1.2	0.55	

### Construction

The metal film is deposited onto a high purity ceramic rod. End caps are force fitted and termination wires are welded to the end caps. Finally, a cement protection is applied to the resistor body prior to marking with indelible ink. The cement protection is applied in a manner that leaves the terminations completely clear. This permits a well-defined body length (clean lead to clean lead dimension L).

### Terminations

Material: Solder-coated copper wire

Strength: The terminations meet the requirements of IEC 68.2.21

Solderability: The terminations meet the requirements of IEC 115-1 Clause 4.17.3.2

### Solvent Resistance

The body protection and marking are resistant to all normal industrial cleaning solvents suitable for printed circuits.

### General Note

TT Electronics reserves the right to make changes in product specification without notice or liability. All information is subject to TT Electronics' own data and is considered accurate at time of going to print.

# Pulse Withstanding Fusible Flameproof Metal Film Resistors



## EMC Series

### Flammability

The resistor coating is UL94-V0 rated and will not burn or emit incandescent particles under any condition of applied temperature or power overload.

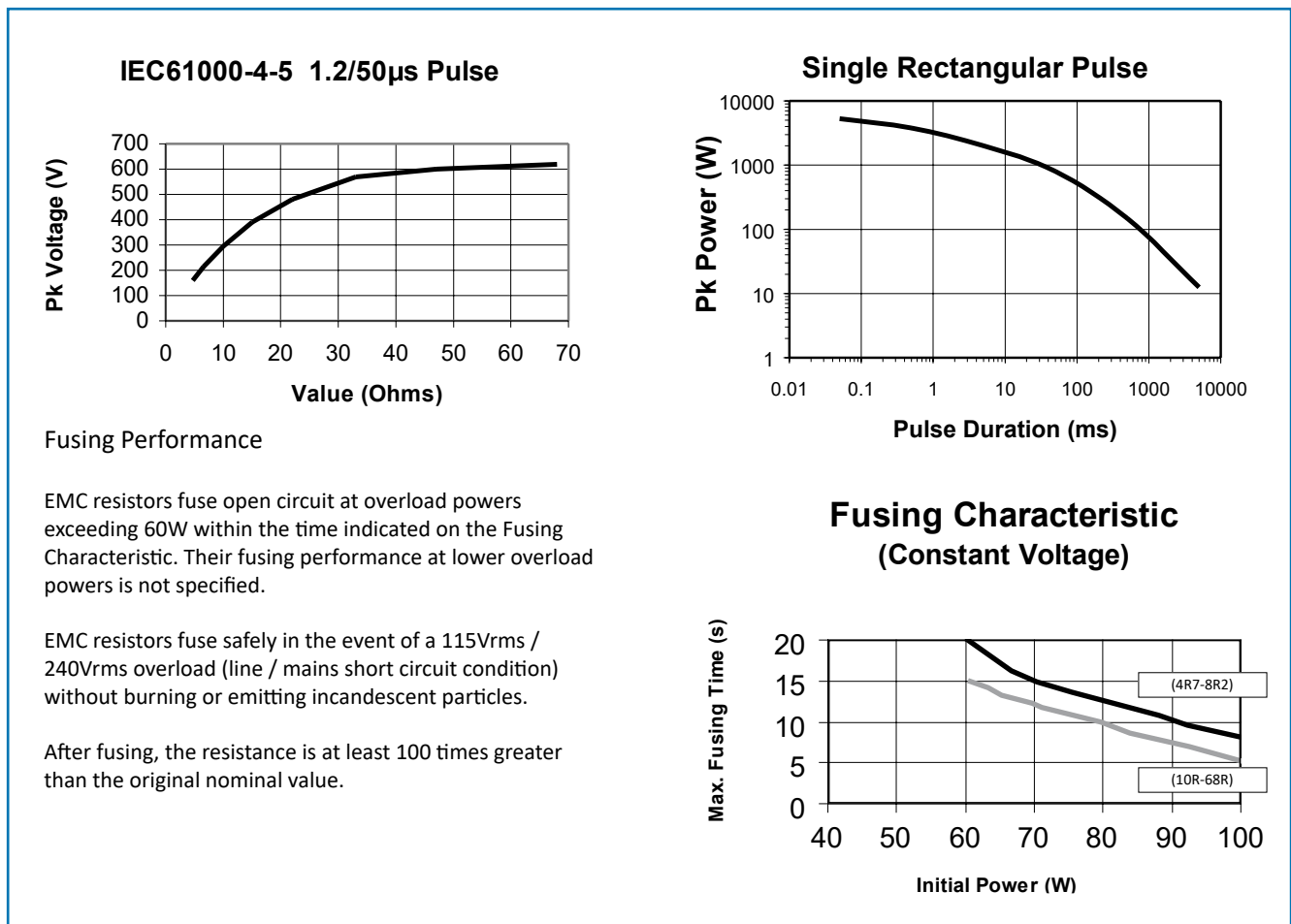
### Marking

EMC resistors are colour coded with five bands. Four of the bands indicate value and tolerance in accordance with IEC62. Parts with 20% tolerance have no fourth band. A fifth yellow band denotes constant voltage fusibility.

## Performance Data

		Maximum
Load at Rated Power: 1000hrs @ 70°C	ΔR%	5
Shelf life: 12 months at room temperature	ΔR%	2
Derating from rated power at 70°C		Zero at 155°C
Climatic	ΔR%	3
Climatic Category		50/155/56
Temperature rapid change	ΔR%	0.5
Resistance to solder heat	ΔR%	0.5

## Pulse Performance



### General Note

TT Electronics reserves the right to make changes in product specification without notice or liability. All information is subject to TT Electronics' own data and is considered accurate at time of going to print.

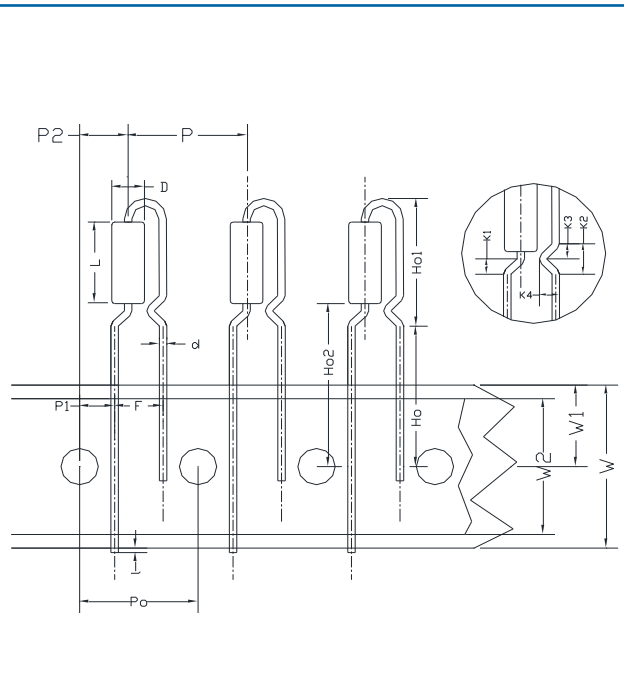
# Pulse Withstanding Fusible Flameproof Metal Film Resistors

## EMC Series

### Application Notes

1. If the resistors are to dissipate full rated power, it is recommended that the terminations should not be soldered closer than 4mm from the body.
2. Due to operating temperature limits imposed by some PCB materials, derating may be necessary. An estimate of the temperature rise to be expected can be calculated using the thermal impedance figures given under Electrical Data.
3. To protect against fire under all conditions of overload, a positive clearance of at least 13mm should be provided between the body of the resistor and any combustible materials.
4. EMC resistors can also be supplied loose packed with radial, goalpost or lancet pre-formed leads - see <https://www.ttelectronics.com/TTElectronics/media/ProductFiles/Resistors/ApplicationNotes/TN008-Resistors-Leadform-Capability.pdf>, or in ZI-form SMD format packed in blister tape - see <https://www.ttelectronics.com/TTElectronics/media/ProductFiles/Resistors/Datasheets/ZI-form.pdf>  
Also a 2W radial taped version is available as shown below

EMC2R Radial Taped Dimensions (mm)			
Dimension	Notation	Nominal	Tolerance
Component Body Length	L	10.0 Max	
Component Body Diameter	D	4.0 Max	
Terminal Lead Diameter	d	0.8 Nom	
Component Pitch	P	12.7	±0.5
Pitch of Holes	Po	12.7	±0.2
Distance between Hole & Component	P1	3.85	±0.3
	P2	5.85	±0.5
Lead Pitch	F	5.0	+0.75 -0.34
Width of Backing Strip	W	18.0	±0.3
Position of Hole	W1	9.0	±0.25
Diameter of Hole	Do	4.0	±0.3
Height to Lead Form	Ho	16.0	±0.3
Height from Lead Form	Ho1	21.7 Max	
Height to Resistor	Ho2	18.0 Max	
Width of Adhesive Tape	W2	15.0	±0.5
Length of protrusion	l	<2.5	
Form Dimensions	K1	2.0	±0.3
	K2	3.0	±0.5
	K3	1.5	±0.25
	K4	1.0	±0.2



### Packaging

Our standard packaging for EMC is taped and boxed. The critical dimensions are shown in Figure 1. The component wires will not protrude beyond the outside edge of the tapes. Alternative packaging is available by request.

mm	EMC2	<p>Figure 1</p> <p>Body location <math>f_1 - f_2 \leq 1.4 \text{ mm}</math></p>
b	68	

### General Note

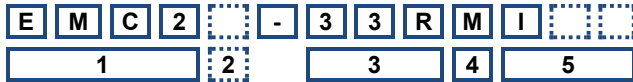
TT Electronics reserves the right to make changes in product specification without notice or liability. All information is subject to TT Electronics' own data and is considered accurate at time of going to print.

# Pulse Withstanding Fusible Flameproof Metal Film Resistors

## EMC Series

### Ordering Procedure

Example: EMC2-33RMI (EMC2, 33 ohms  $\pm 20\%$ , Pb-free)



1	2	3	4	5			
Type	Leadforming	Value	Tolerance	Packing			
EMC2	Blank = Axial	3/4 characters	K = $\pm 10\%$	I	EMC2	Ammo	2000/box
	R = Radial taped	R = ohms	M = $\pm 20\%$	T15	EMC2R	Reel	1500/reel

#### General Note

TT Electronics reserves the right to make changes in product specification without notice or liability.  
All information is subject to TT Electronics' own data and is considered accurate at time of going to print.



Компания «ЭлектроПласт» предлагает заключение долгосрочных отношений при поставках импортных электронных компонентов на взаимовыгодных условиях!

Наши преимущества:

- Оперативные поставки широкого спектра электронных компонентов отечественного и импортного производства напрямую от производителей и с крупнейших мировых складов;
- Поставка более 17-ти миллионов наименований электронных компонентов;
- Поставка сложных, дефицитных, либо снятых с производства позиций;
- Оперативные сроки поставки под заказ (от 5 рабочих дней);
- Экспресс доставка в любую точку России;
- Техническая поддержка проекта, помощь в подборе аналогов, поставка прототипов;
- Система менеджмента качества сертифицирована по Международному стандарту ISO 9001;
- Лицензия ФСБ на осуществление работ с использованием сведений, составляющих государственную тайну;
- Поставка специализированных компонентов (Xilinx, Altera, Analog Devices, Intersil, Interpoint, Microsemi, Aeroflex, Peregrine, Syfer, Eurofarad, Texas Instrument, Miteq, Cobham, E2V, MA-COM, Hittite, Mini-Circuits, General Dynamics и др.);

Помимо этого, одним из направлений компании «ЭлектроПласт» является направление «Источники питания». Мы предлагаем Вам помощь Конструкторского отдела:

- Подбор оптимального решения, техническое обоснование при выборе компонента;
- Подбор аналогов;
- Консультации по применению компонента;
- Поставка образцов и прототипов;
- Техническая поддержка проекта;
- Защита от снятия компонента с производства.



#### Как с нами связаться

**Телефон:** 8 (812) 309 58 32 (многоканальный)

**Факс:** 8 (812) 320-02-42

**Электронная почта:** [org@eplast1.ru](mailto:org@eplast1.ru)

**Адрес:** 198099, г. Санкт-Петербург, ул. Калинина, дом 2, корпус 4, литера А.