



Main

Range of product	OsiSense XU
Series name	Application tertiary sector
Electronic sensor type	Photo-electric sensor
Product specific application	Buzzer signalling
Sensor name	XUJ
Sensor design	Compact
Material	Plastic
Detection system	Reflex
Emission	Infrared
[Sn] nominal sensing distance	19.69 ft (6 m) with reflector Ø 80 mm
Wiring technique	4-wire
Sale per indivisible quantity	1

Complementary

Enclosure material	PEI
Type of output signal	Discrete
Output type	Relay
Discrete output function	1 NO
Output function governance	Dark
Electrical connection	Screw-clamp terminals, maximum : 1 x 1.5 mm ²
Cable entry	1 entry for Pg 9 cable gland
Signalling function	Buzzer
Status LED	1 LED (yellow) output state
Supply circuit type	AC/DC
[Us] rated supply voltage	24...240 V AC 24...48 V DC
Supply voltage limits	20...264 V AC 20...60 V DC
Output voltage	<= 250 V AC <= 30 V DC
Switching capacity in mA	0.5 A (cos ϕ = 0.4 for 0.5 million cycles at 1 operating cycle per second at 250 V) 2 A (cos ϕ = 1 for 1 million cycles at 1 operating cycle per second)
Switching frequency	<= 20 Hz
Power consumption in W	<= 2 W
Time delay range	0.3...3 s
Delay first up	<= 60 ms
Delay response	<= 25 ms
Delay recovery	<= 25 ms
Electrical durability	500000 cycles, switching capacity: 500 mA, cos ϕ = 0.4, 60 cyc/mn at 250 V 1000000 cycles, switching capacity: 2000 mA, cos ϕ = 1, 60 cyc/mn at 250 V
Depth	2.72 in (69 mm)
Height	3.35 in (85 mm)
Width	1.1 in (28 mm)
Product weight	0.73 lb(US) (0.33 kg)

Environment

product certifications	CE
ambient air temperature for operation	-13...131 °F (-25...55 °C)
ambient air temperature for storage	-40...158 °F (-40...70 °C)

The information provided in this documentation contains general descriptions and/or technical characteristics of the performance of the products contained herein. This documentation is not intended as a substitute for and is not to be used for determining suitability or reliability of these products for specific user applications. It is the duty of any such user or integrator to perform the appropriate and complete risk analysis, evaluation and testing of the products with respect to the relevant specific application or use thereof. Neither Schneider Electric Industries SAS nor any of its affiliates or subsidiaries shall be responsible or liable for misuse of the information contained herein.

vibration resistance	7 gn, amplitude = +/- 1.5 mm (f = 10...55 Hz) conforming to IEC 60068-2-6
shock resistance	30 gn (duration = 11 ms) conforming to IEC 60068-2-27
IP degree of protection	IP40 double insulation conforming to IEC 60529

Offer Sustainability

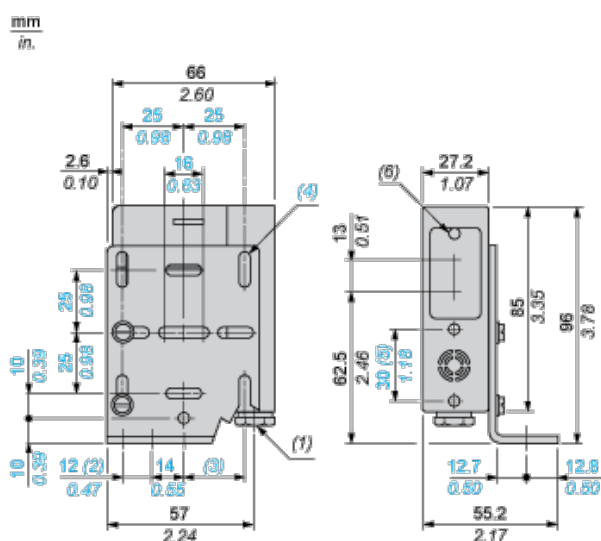
Not Green Premium product	Not Green Premium product
Compliant - since 1001 - Schneider Electric declaration of conformity	Compliant - since 1001 - Schneider Electric declaration of conformity
WARNING: This product can expose you to chemicals including:	WARNING: This product can expose you to chemicals including:
Diisononyl phthalate (DINP), which is known to the State of California to cause cancer, and	Diisononyl phthalate (DINP), which is known to the State of California to cause cancer, and
Di-isodecyl phthalate (DIDP), which is known to the State of California to cause birth defects or other reproductive harm.	Di-isodecyl phthalate (DIDP), which is known to the State of California to cause birth defects or other reproductive harm.
For more information go to www.p65warnings.ca.gov	For more information go to www.p65warnings.ca.gov

Contractual warranty

Warranty period	18 months
-----------------	-----------

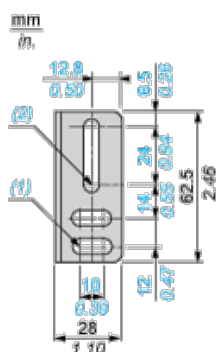
Dimensions

Sensor Dimensions



- (1) 9P cable gland
- (2) 2 elongated holes \varnothing 6.5 x 10
- (3) 1 elongated hole \varnothing 6.5 x 24
- (4) 8 elongated holes \varnothing 4.2 x 10
- (5) Front fixing (\varnothing 4 screws and inserts included)
- (6) Yellow LED

Bracket Fixing



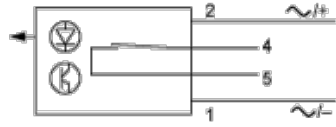
- (1) 2 elongated holes \varnothing 6.5 x 16.5

(2) 1 elongated hole $\varnothing 6.5 \times 30.5$

Wiring Schemes

NO Function

Object present



Terminal Connections

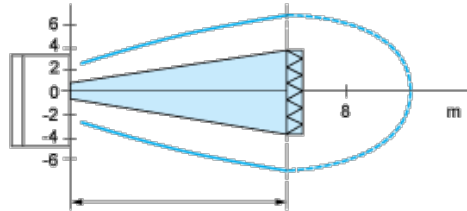
1 NO relay output

- 1 \varnothing - A1 (\sim /-)
- 2 \varnothing - A2 (\sim /+)
- 3 \varnothing -
- 4 \varnothing - \sim 250 V, 100 VA max.
- 5 \varnothing - \sim 250 V, 100 VA max.

Curves

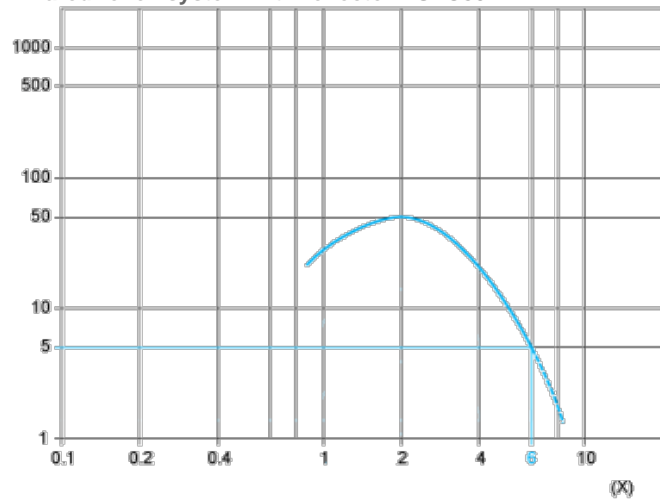
Detection Curve

Reflex System



Excess Gain Curves (Ambient Temperature: + 25° C)

Infrared reflex system with reflector XUZC80



(x) Distance (mm)



Компания «ЭлектроПласт» предлагает заключение долгосрочных отношений при поставках импортных электронных компонентов на взаимовыгодных условиях!

Наши преимущества:

- Оперативные поставки широкого спектра электронных компонентов отечественного и импортного производства напрямую от производителей и с крупнейших мировых складов;
- Поставка более 17-ти миллионов наименований электронных компонентов;
- Поставка сложных, дефицитных, либо снятых с производства позиций;
- Оперативные сроки поставки под заказ (от 5 рабочих дней);
- Экспресс доставка в любую точку России;
- Техническая поддержка проекта, помощь в подборе аналогов, поставка прототипов;
- Система менеджмента качества сертифицирована по Международному стандарту ISO 9001;
- Лицензия ФСБ на осуществление работ с использованием сведений, составляющих государственную тайну;
- Поставка специализированных компонентов (Xilinx, Altera, Analog Devices, Intersil, Interpoint, Microsemi, Aeroflex, Peregrine, Syfer, Eurofarad, Texas Instrument, Miteq, Cobham, E2V, MA-COM, Hittite, Mini-Circuits, General Dynamics и др.);

Помимо этого, одним из направлений компании «ЭлектроПласт» является направление «Источники питания». Мы предлагаем Вам помощь Конструкторского отдела:

- Подбор оптимального решения, техническое обоснование при выборе компонента;
- Подбор аналогов;
- Консультации по применению компонента;
- Поставка образцов и прототипов;
- Техническая поддержка проекта;
- Защита от снятия компонента с производства.



Как с нами связаться

Телефон: 8 (812) 309 58 32 (многоканальный)

Факс: 8 (812) 320-02-42

Электронная почта: org@eplast1.ru

Адрес: 198099, г. Санкт-Петербург, ул. Калинина, дом 2, корпус 4, литера А.