

**PG-12V150 FR 12 Volt 166 AH @ 20-hr. rate**  
**153 AH @ 10-hr. rate**

**Rechargeable Sealed Lead Acid Battery**  
**Designed for Cyclic, Standby, and Solar Applications**

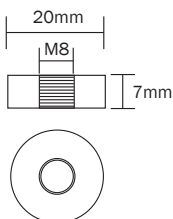


**We've Got The Power.™**

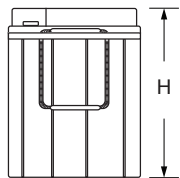



## Terminals (mm)

- T11 - THREADED INSERT - 8mm STUD



## Physical Dimensions: in (mm)



**L: 19.10 (485) W: 6.70 (170) H: 9.53 (242) HT: 8.82 (224)**

Tolerances are +/- 0.04 in. (+/- 1mm) and +/- 0.08 in. (+/- 2mm) for height dimensions. All data subject to change without notice.

## Features

- **Long Service Life** - Thick plate design and efficient gas recombination yield a service life expectancy of up to 10 years in standby mode.
- **Low Internal Resistance** - Superb high-rate discharge characteristics ensure reliable performance in UPS and Telecom applications.
- **Maintenance-Free, Non-Spillable** - Proven VRLA technology guarantees safe operation without maintenance and 'non-restricted article' status for transportation.
- **Handles** - Integral carrying handles.
- **Low Self-Discharge** - Lead-calcium alloy grids and use of high purity lead account for superior shelf-life characteristics permitting storage for extended periods of time.
- **Designed-In Reliability** - Cutting-edge manufacturing and process control combined with meticulous quality assurance procedures guarantee consistent and dependable performance.

## Performance Specifications

**Nominal Voltage** ..... 12 volts (6 cells)

### Nominal Capacity

20-hr.	(8.30A to 10.80 volts) .....	166.0 AH
10-hr.	(15.3A to 10.80 volts) .....	153.0 AH
8-hr.	(18.3A to 10.50 volts).....	146.4 AH
5-hr.	(26.30A to 10.50 volts) .....	131.5 AH
3-hr.	(39.80A to 10.50 volts) .....	119.4 AH
1-hr.	(91.8A to 9.60 volts) .....	91.8 AH

**Approximate Weight** ..... 103 lbs. (46.7 kg)

**Energy Density (10-hr. rate)** ..... 1.51 W-h/in<sup>3</sup> (91.87 W-h/l)

**Specific Energy (10-hr. rate)** ..... 17.83 W-h/lb (39.30 W-h/kg)

**Internal Resistance (approx.)** ..... 4.0 milliohms

**Max Short-Duration Discharge Current (10 Sec.)**..... 900 amperes

### Shelf Life (% of nominal capacity at 68 °F (20 °C))

1 Month .....	97%
3 Months.....	91%
6 Months .....	83%

### Operating Temperature Range

Charge .. ..... -4 °F (-20 °C) to 122 °F (50 °C)

Discharge..... -40 °F (-40 °C) to 140 °F (60 °C)

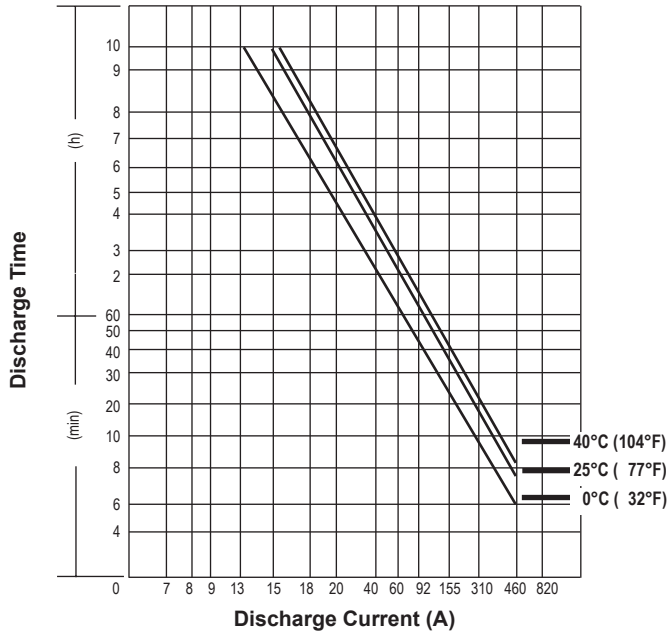
**Case** ..... ABS Plastic (UL94 V-O flame retardant)

**Power-Sonic Chargers** ..... n/a

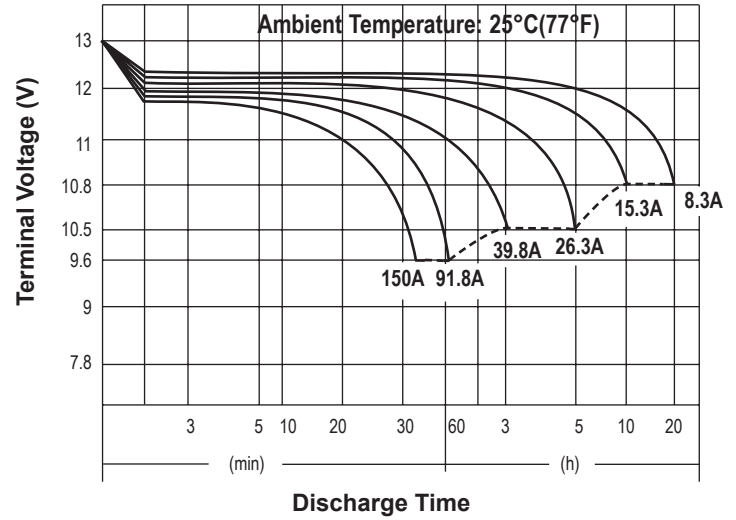
**Constant Current & Power Discharge Ratings**

MODEL	FINAL VOLTAGE	AMPS/WATTS PER CELL @ 25° C													
		5 MIN		10 MIN		15 MIN		20 MIN		30 MIN		45 MIN		60 MIN	
		A	W	A	W	A	W	A	W	A	W	A	W	A	W
<b>PG-12V150 FR</b>	1.80	290	618	248	504	215	433	190	363	155	302	112	220	90	179
	1.75	332	640	270	545	235	445	209	399	165	323	122	230	91	180
	1.67	380	668	310	579	271	498	228	421	175	329	121	239	91.7	181
	1.60	470	692	342	689	280	516	230.5	426	176	340	122.4	243	91.8	183

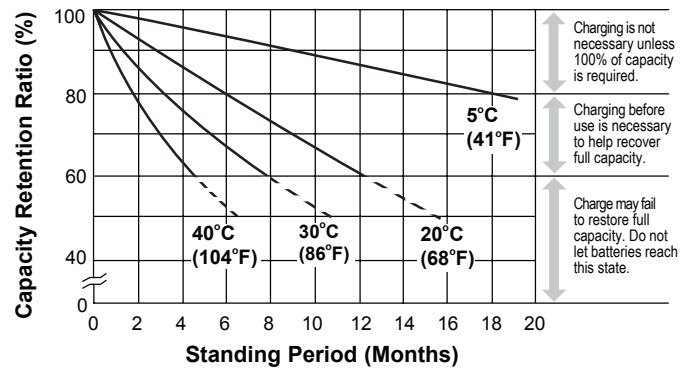
**Discharge Time vs. Discharge Current**



**Discharge Characteristics**



**Shelf Life & Storage**



**Charging**

**Cycle Applications:** Limit initial current to 25.0A. Charge until battery voltage (under charge) reaches 14.4 to 14.7 volts at 68 °F (20 °C). Hold at 14.4 to 14.7 volts until current drops to under 1.53A. Battery is fully charged under these conditions, and charger should be disconnected or switched to “float” voltage.

**“Float” or “Stand-By” Service:** Hold battery across constant voltage source of 13.5 to 13.8 volts continuously. When held at this voltage, the battery will seek its own current level and maintain itself in a fully charged condition.

**Note:** Due to the self-discharge characteristics of this type of battery, it is imperative that they be charged within 6 months of storage, otherwise permanent loss of capacity might occur as a result of sulfation.

**Chargers**

Power-Sonic offers a wide range of chargers suitable for batteries up to 100AH. Please refer to the Charger Selection Guide in our specification sheets for “C-Series Switch Mode Chargers” and “Transformer Type A and F Series”. Please contact our Technical department for advice if you have difficulty in locating suitable models.

**Further Information**

Please refer to our website [www.power-sonic.com](http://www.power-sonic.com) for a complete range of useful downloads, such as product catalogs, material safety data sheets (MSDS), ISO certification, etc..

**Contact Information**

[www.power-sonic.com](http://www.power-sonic.com)

**DOMESTIC SALES**

Tel: +1-619-661-2020  
 Fax: +1-619-661-3650  
[national-sales@power-sonic.com](mailto:national-sales@power-sonic.com)

**CUSTOMER SERVICE**

Tel: +1-619-661-2030  
 Fax: +1-619-661-3648  
[customer-service@power-sonic.com](mailto:customer-service@power-sonic.com)

**TECHNICAL SUPPORT**

Tel: +1-619-661-2020  
 Fax: +1-619-661-3648  
[support@power-sonic.com](mailto:support@power-sonic.com)

**INTERNATIONAL SALES**

Tel: +1-650-364-5001  
 Fax: +1-650-366-3662  
[international-sales@power-sonic.com](mailto:international-sales@power-sonic.com)



Компания «ЭлектроПласт» предлагает заключение долгосрочных отношений при поставках импортных электронных компонентов на взаимовыгодных условиях!

Наши преимущества:

- Оперативные поставки широкого спектра электронных компонентов отечественного и импортного производства напрямую от производителей и с крупнейших мировых складов;
- Поставка более 17-ти миллионов наименований электронных компонентов;
- Поставка сложных, дефицитных, либо снятых с производства позиций;
- Оперативные сроки поставки под заказ (от 5 рабочих дней);
- Экспресс доставка в любую точку России;
- Техническая поддержка проекта, помощь в подборе аналогов, поставка прототипов;
- Система менеджмента качества сертифицирована по Международному стандарту ISO 9001;
- Лицензия ФСБ на осуществление работ с использованием сведений, составляющих государственную тайну;
- Поставка специализированных компонентов (Xilinx, Altera, Analog Devices, Intersil, Interpoint, Microsemi, Aeroflex, Peregrine, Syfer, Eurofarad, Texas Instrument, Miteq, Cobham, E2V, MA-COM, Hittite, Mini-Circuits, General Dynamics и др.);

Помимо этого, одним из направлений компании «ЭлектроПласт» является направление «Источники питания». Мы предлагаем Вам помощь Конструкторского отдела:

- Подбор оптимального решения, техническое обоснование при выборе компонента;
- Подбор аналогов;
- Консультации по применению компонента;
- Поставка образцов и прототипов;
- Техническая поддержка проекта;
- Защита от снятия компонента с производства.



#### Как с нами связаться

**Телефон:** 8 (812) 309 58 32 (многоканальный)

**Факс:** 8 (812) 320-02-42

**Электронная почта:** [org@eplast1.ru](mailto:org@eplast1.ru)

**Адрес:** 198099, г. Санкт-Петербург, ул. Калинина, дом 2, корпус 4, литера А.