



## ■ Features

- 2 pole AC inlet IEC320-C8, Class II power unit
- Medical safety approved (2 × MOPP) according to ANSI/AAMI ES60601-1/-1-1-11, EN60601-1/-1-1-11
- Extremely low leakage current
- No load power consumption < 0.1W
- Energy efficiency Level VI and meet CoC version 5 ( except 5~9V for Level V )
- -25~+60°C wide range working temperature
- Protections: Short circuit / Overload / Over voltage
- LED indicator for power on
- Various DC plug quick adapter accessory available (Plug kit sold sperately, please refer to : [https://www.meanwell.com/upload/pdf/DC\\_plug.pdf](https://www.meanwell.com/upload/pdf/DC_plug.pdf) )
- 3 years warranty

## ■ Applications

- Blood glucose meter
- Blood pressure meter
- Nebulizer
- Inhaler
- Portable medical device

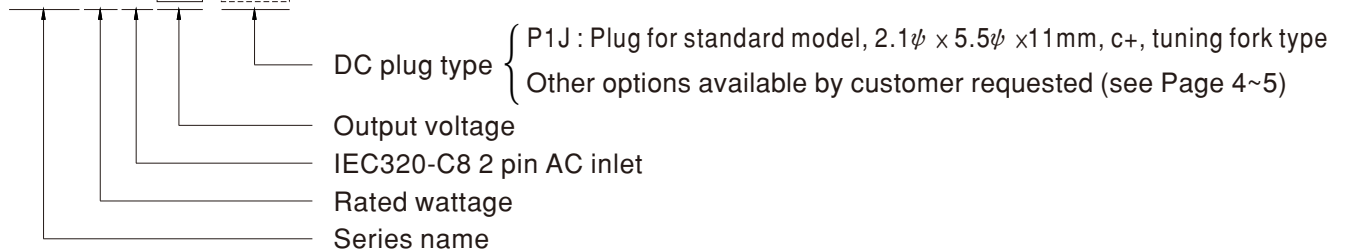
## ■ Description

GSM18B is a highly reliable, 18W desktop style single-output green medical adaptor series. This product is equipped with a 2-pin (no FG) standard IEC320-C8 power plug, adopting the input range from 80VAC to 264VAC. The entire series supplies different output voltages between 5VDC and 48VDC that can satisfy the demands for various kinds of miniature medical devices. The circuitry design meets the international medical standards (2 × MOPP), having an ultra low leakage current (<50μA), fitting the medical devices in direct electrical contact with the patients.

With the efficiency up to 88% and the extreme low no-load power consumption below 0.1W, GSM18B is compliant with USA EISA 2007/DoE, Canada NRCAN, Australia and New Zealand MEPS, EU ErP and meet Code of Conduct (CoC) Version 5 ; the supreme feature allows the adaptor to save the energy when it is either under the operating mode or the standby mode. The entire series utilizes the 94V-0 flame retardant plastic case, providing the double insulation that effectively prevents electrical shock. GSM18B is approved with the international medical safety certificates.

## ■ Model Encoding

**GSM18B 05 -P1J**

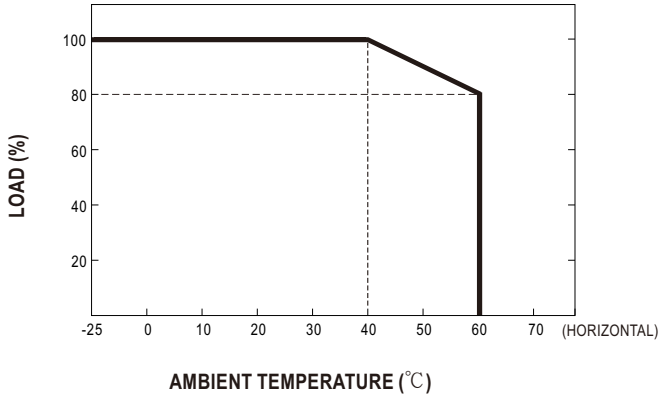




**SPECIFICATION**

ORDER NO.	GSM18B05-P1J	GSM18B07-P1J	GSM18B09-P1J	GSM18B12-P1J	GSM18B15-P1J	GSM18B18-P1J	GSM18B24-P1J	GSM18B48-P1J			
OUTPUT	SAFETY MODEL NO.	GSM18B05	GSM18B07	GSM18B09	GSM18B12	GSM18B15	GSM18B18	GSM18B24	GSM18B48		
	DC VOLTAGE <span style="float:right">Note.2</span>	5V	7.5V	9V	12V	15V	18V	24V	48V		
	RATED CURRENT	3A	2A	2A	1.5A	1.2A	1A	0.75A	0.375A		
	CURRENT RANGE	0 ~ 3A	0 ~ 2A	0 ~ 2A	0 ~ 1.5A	0 ~ 1.2A	0 ~ 1A	0 ~ 0.75A	0 ~ 0.375A		
	RATED POWER (max.)	15W	15W	18W	18W	18W	18W	18W	18W		
	RIPPLE & NOISE (max.) <span style="float:right">Note.3</span>	60mVp-p	80mVp-p	80mVp-p	120mVp-p	120mVp-p	150mVp-p	180mVp-p	240mVp-p		
	VOLTAGE TOLERANCE <span style="float:right">Note.4</span>	±5.0%	±5.0%	±5.0%	±3.0%	±3.0%	±3.0%	±2.0%	±2.0%		
	LINE REGULATION <span style="float:right">Note.5</span>	±1.0%	±1.0%	±1.0%	±1.0%	±1.0%	±1.0%	±1.0%	±1.0%		
	LOAD REGULATION	±5.0%	±5.0%	±5.0%	±3.0%	±3.0%	±3.0%	±2.0%	±2.0%		
	SETUP, RISE TIME <span style="float:right">Note.6</span>	500ms, 30ms / 230VAC    100ms, 30ms / 115VAC at full load									
HOLD UP TIME (Typ.)	16ms / 230VAC    16ms / 115VAC at full load										
INPUT	VOLTAGE RANGE <span style="float:right">Note.7</span>	80 ~ 264VAC    113 ~ 370VDC									
	FREQUENCY RANGE	47 ~ 63Hz									
	EFFICIENCY (Typ.)	80%	83%	84%	85%	85.5%	86%	87%	88%		
	AC CURRENT (Typ.)	0.5A / 115VAC		0.25A / 230VAC							
	INRUSH CURRENT (Typ.)	55A / 230VAC		30A / 115VAC							
	LEAKAGE CURRENT(max.)	Touch current < 50µA/264VAC									
PROTECTION	OVERLOAD	105 ~ 170% rated output power Protection type : Hiccup mode, recovers automatically after fault condition is removed									
	OVER VOLTAGE	5.25 ~ 7.5V	7.88 ~ 10.13V	9.45 ~ 12.6V	12.6 ~ 17.2V	15.75 ~ 20.25V	18.9 ~ 24.3V	25.2 ~ 32.4V	50.4 ~ 64.8V		
		Protection type : Shut down o/p voltage, re-power on to recover									
ENVIRONMENT	WORKING TEMP.	-25 ~ +60°C (Refer to "Derating Curve")									
	WORKING HUMIDITY	20% ~ 90% RH non-condensing									
	STORAGE TEMP., HUMIDITY	-40 ~ +85°C, 10 ~ 95% RH non-condensing									
	TEMP. COEFFICIENT	±0.03% / °C (0~40°C)									
	VIBRATION	10 ~ 500Hz, 2G 10min./1cycle, period for 60min. each along X, Y, Z axes									
SAFETY & EMC (Note. 8)	SAFETY STANDARDS	ANSI/AAMI ES60601-1 / ES60601-1-11(3.1 version), CAN/CSA-C22 3 <sup>rd</sup> Edition, TUV EN60601-1 / EN60601-1-11, EAC TP TC 004 approved									
	ISOLATION LEVEL	Primary-Secondary: 2xMOPP									
	WITHSTAND VOLTAGE	I/P-O/P:4KVAC									
	ISOLATION RESISTANCE	I/P-O/P:100M Ohms / 500VDC / 25°C / 70% RH									
	EMC EMISSION	Parameter	Standard					Test Level / Note			
		Conducted emission	EN55011 (CISPR11), FCC PART 15 / CISPR22, CAN ICES-3(B)/NMB-3(B),MSIP KN32					Class B			
		Radiated emission	EN55011 (CISPR11), FCC PART 15 / CISPR22, CAN ICES-3(B)/NMB-3(B),MSIP KN32					Class B			
		Harmonic current	EN61000-3-2					Class A			
		Voltage flicker	EN61000-3-3					-----			
	EMC IMMUNITY	EN60601-1-2, EN61204-3									
		Parameter	Standard					Test Level / Note			
		ESD	EN61000-4-2					Level 4, 15KV air ; Level 4, 8KV contact			
		RF field susceptibility	EN61000-4-3					Level 3, 10V/m( 80MHz~2.7GHz ) Table 9, 9~28V/m( 385MHz~5.78GHz )			
		EFT bursts	EN61000-4-4					Level 3, 2KV			
		Surge susceptibility	EN61000-4-5					Level 3, 1KV/Line-Line			
Conducted susceptibility		EN61000-4-6					Level 3, 10V				
Magnetic field immunity		EN61000-4-8					Level 4, 30A/m				
Voltage dip, interruption	EN61000-4-11					100% dip 1 periods, 30% dip 25 periods, 100% interruptions 250 periods					
OTHERS	MTBF	796.7K hrs min. MIL-HDBK-217F(25°C)									
	DIMENSION	79*54*33mm (L*W*H)									
	PACKING	205g ; 60pcs / 13.3Kg / CARTON									
CONNECTOR	PLUG	See page 4~5 ; Other type available by customer requested									
	CABLE	See page 4~5 ; Other type available by customer requested									
NOTE	<p>1. All parameters are specified at 230VAC input, rated load, 25°C 70% RH ambient.</p> <p>2. DC voltage: The output voltage set at point measure by plug terminal &amp; 50% load.</p> <p>3. Ripple &amp; noise are measured at 20MHz by using a 12" twisted pair terminated with a 0.1µf &amp; 47µf capacitor.</p> <p>4. Tolerance: includes set up tolerance, line regulation, load regulation.</p> <p>5. Line regulation is measured from low line to high line at rated load.</p> <p>6. Length of set up time is measured at first cold start. Turning ON/OFF the power supply may lead to increase of the set up time.</p> <p>7. Derating may be needed under low input voltage. Please check the derating curve for more details.</p> <p>8. The power supply is considered as an independent unit, but the final equipment still need to re-confirm that the whole system complies with the EMC directives. For guidance on how to perform these EMC tests, please refer to "EMI testing of component power supplies." (as available on <a href="http://www.meanwell.com">http://www.meanwell.com</a>)</p>										

■ Derating Curve

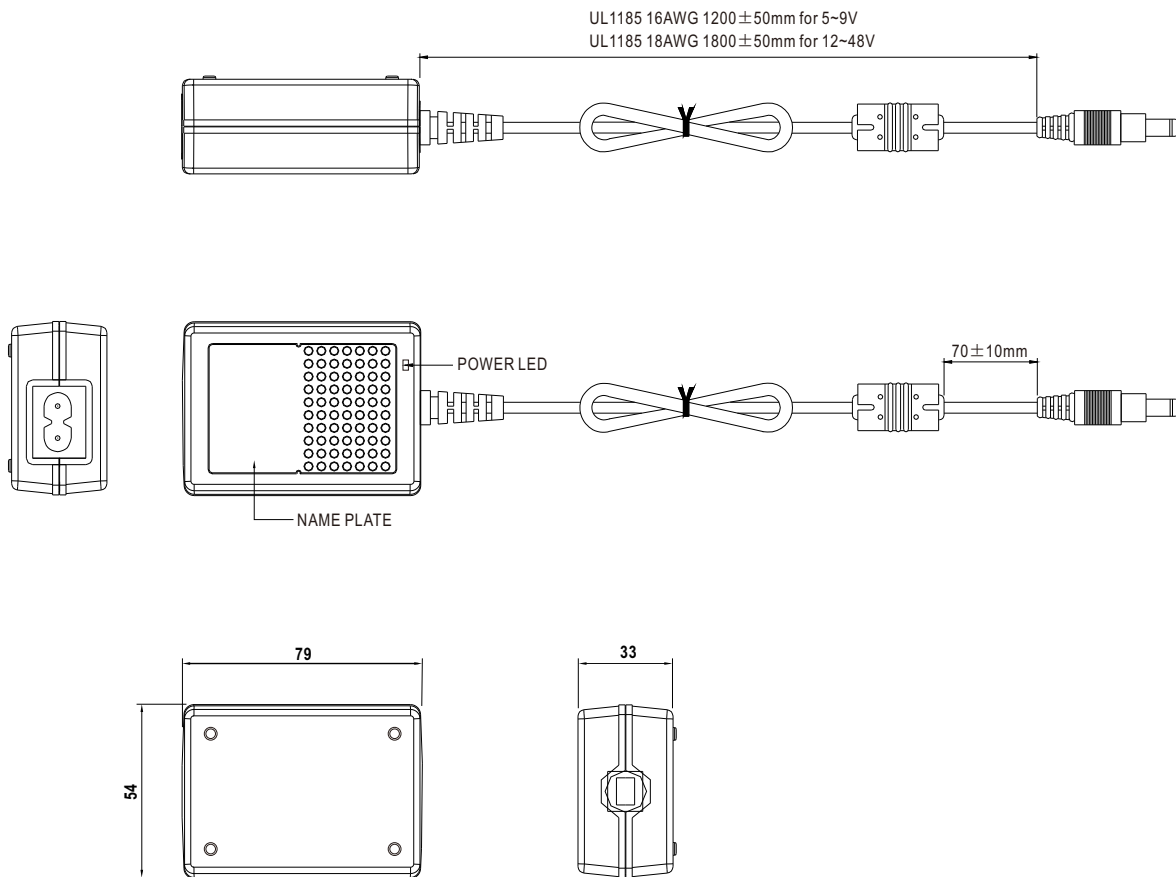


■ Static Characteristics



■ Mechanical Specification

Unit:mm



■ DC output plug

◎ Standard plug: P1J

P1J	Pin Assignment
	Outside  Inside

◎ DC plug changeable through:

- (1) Customization of the standard part with an optional DC plug according to the table (MOQ applicable)
- (2) Quick adapter accessory (sold separately without MOQ)




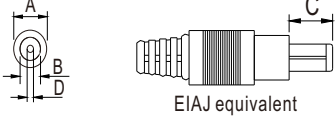





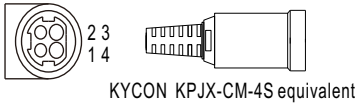

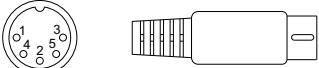


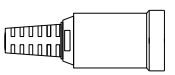


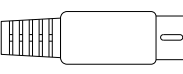

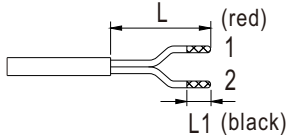
Please refer to below table and online selection guide : [https://www.meanwell.com/upload/pdf/DC\\_plug.pdf](https://www.meanwell.com/upload/pdf/DC_plug.pdf)

Example quick adapter accessory:



◎ Optional DC plug: (Available in customized cable or quick adapter)

Tuning Fork Style	Type No.	A	B	C	Quick Adapter Accessory
		OD	ID	L	
	P1I (Straight)	5.5	2.1	9.5	Available (Current rating: 7.5A max.)
	P1L (Straight)	5.5	2.5	9.5	
	P1M (Straight)	5.5	2.5	11.0	
	P1IR (Right-angled)	5.5	2.1	9.5	
	P1JR (Right-angled)	5.5	2.1	11.0	
	P1LR (Right-angled)	5.5	2.5	9.5	
	P2I (Straight)	5.5	2.1	9.5	None
	P2J (Straight)	5.5	2.1	11.0	
	P2L (Straight)	5.5	2.5	9.5	
	P2M (Straight)	5.5	2.5	11.0	
	P2IR (Right-angled)	5.5	2.1	9.5	
	P2JR (Right-angled)	5.5	2.1	11.0	
	P2S(S761K)	5.53	2.03	12.06	None
	P2K(761K)	5.53	2.54	12.06	
	P2C(S760K)	5.53	2.03	9.52	
	P2D(760K)	5.53	2.54	9.52	

Min. Pin Style	Type No.	A	B	C	Quick Adapter Accessory	
		OD	ID	L		
   <p>EIAJ equivalent</p>	P3A	2.35	0.7	11.0	<b>Available</b> (Current rating: 5A max.)	
	P3B	4.0	1.7	11.0		
	P3C	4.75	1.7	11.0		
Center Pin Style	Type No.	A	B	C	D	<b>Available</b> (Current rating: 7.5A max.)
   <p>EIAJ equivalent</p>	P4A	5.5	3.4	11.0	1.0	
	P4B	6.5	4.4	11.0	1.4	
	P4C	7.4	5.1	11.0	0.6	
Min. DIN 3 Pin with Lock (male)	Type No.	Pin Assignment		<b>Available</b> (Current rating: 7.5A max.)		
   <p>KYCON KPPX-3P equivalent</p>	R6B	PIN No.	Output			
		1	+Vo			
		2	-Vo			
Min. DIN 4 Pin with Lock (male)	Type No.	Pin Assignment		<b>Available</b> (Current rating: 7.5A max.)		
   <p>KYCON KPPX-4P equivalent</p>	R7B	PIN No.	Output			
		1	+Vo			
		2	-Vo			
		3	-Vo			
Min. DIN 4 Pin with Lock (female)	Type No.	Pin Assignment		<b>None</b>		
   <p>KYCON KPJX-CM-4S equivalent</p>	R7BF	PIN No.	Output			
		1	+Vo			
		2	-Vo			
		3	-Vo			
DIN 5 Pin (male)	Type No.	Pin Assignment		<b>Available</b> (Current rating: 7.5A max.)		
  	R1B	PIN No.	Output			
		1	-Vo			
		2	-Vo			
		3	+Vo			
		4	-Vo			
5	+Vo					
Stripped and tinned leads	Type No.	Pin Assignment		<b>None</b>		
  <p>Length of Land L1 by request                      (MW's standard length, L: 25 mm, L1: 5 mm)</p>	by customer	PIN No.	Output			
		1	+Vo			
		2	-Vo			

**Installation Manual**

Please refer to : <http://www.meanwell.com/manual.html>



Компания «ЭлектроПласт» предлагает заключение долгосрочных отношений при поставках импортных электронных компонентов на взаимовыгодных условиях!

Наши преимущества:

- Оперативные поставки широкого спектра электронных компонентов отечественного и импортного производства напрямую от производителей и с крупнейших мировых складов;
- Поставка более 17-ти миллионов наименований электронных компонентов;
- Поставка сложных, дефицитных, либо снятых с производства позиций;
- Оперативные сроки поставки под заказ (от 5 рабочих дней);
- Экспресс доставка в любую точку России;
- Техническая поддержка проекта, помощь в подборе аналогов, поставка прототипов;
- Система менеджмента качества сертифицирована по Международному стандарту ISO 9001;
- Лицензия ФСБ на осуществление работ с использованием сведений, составляющих государственную тайну;
- Поставка специализированных компонентов (Xilinx, Altera, Analog Devices, Intersil, Interpoint, Microsemi, Aeroflex, Peregrine, Syfer, Eurofarad, Texas Instrument, Miteq, Cobham, E2V, MA-COM, Hittite, Mini-Circuits, General Dynamics и др.);

Помимо этого, одним из направлений компании «ЭлектроПласт» является направление «Источники питания». Мы предлагаем Вам помощь Конструкторского отдела:

- Подбор оптимального решения, техническое обоснование при выборе компонента;
- Подбор аналогов;
- Консультации по применению компонента;
- Поставка образцов и прототипов;
- Техническая поддержка проекта;
- Защита от снятия компонента с производства.



#### Как с нами связаться

**Телефон:** 8 (812) 309 58 32 (многоканальный)

**Факс:** 8 (812) 320-02-42

**Электронная почта:** [org@eplast1.ru](mailto:org@eplast1.ru)

**Адрес:** 198099, г. Санкт-Петербург, ул. Калинина, дом 2, корпус 4, литера А.