

# 1SMB59xxBT3G Series, SZ1SMB59xxT3G Series

## 3 Watt Plastic Surface Mount Zener Voltage Regulators

This complete new line of 3 W Zener diodes offers the following advantages.

### Features

- Zener Voltage Range – 3.3 V to 200 V
- ESD Rating of Class 3 (> 16 kV) per Human Body Model
- Flat Handling Surface for Accurate Placement
- Package Design for Top Side or Bottom Circuit Board Mounting
- AEC-Q101 Qualified and PPAP Capable – SZ1SMB59xxT3G
- SZ Prefix for Automotive and Other Applications Requiring Unique Site and Control Change Requirements
- These are Pb-Free Devices\*

### Mechanical Characteristics:

**CASE:** Void-free, transfer-molded plastic

**FINISH:** All external surfaces are corrosion resistant and leads are readily solderable

**MAXIMUM LEAD TEMPERATURE FOR SOLDERING PURPOSES:**  
260°C for 10 Seconds

**LEADS:** Modified L-Bend providing more contact area to bond pads

**POLARITY:** Cathode indicated by polarity band

**FLAMMABILITY RATING:** UL 94 V-0

### MAXIMUM RATINGS

| Rating  | Symbol          | Value          | Unit  |
|---|-----------------|----------------|---|
| Maximum Steady State Power<br>Dissipation @ $T_L = 75^\circ\text{C}$<br>Measured at Zero Lead Length<br>Derate Above $75^\circ\text{C}$ | $P_D$           | 3.0            | W   |
| Thermal Resistance from Junction-to-Lead  | $R_{\theta JL}$ | 40<br>25       | $\text{mW}/^\circ\text{C}$<br>$^\circ\text{C}/\text{W}$ |
| Maximum Steady State Power<br>Dissipation @ $T_A = 25^\circ\text{C}$ (Note )<br>Derate Above $25^\circ\text{C}$                         | $P_D$           | 550<br>4.4     | mW<br>$\text{mW}/^\circ\text{C}$                        |
| Thermal Resistance from<br>Junction-to-Ambient  | $R_{\theta JA}$ | 226            | $^\circ\text{C}/\text{W}$                               |
| Operating and Storage Temperature Range   | $T_J, T_{stg}$  | -65 to<br>+150 | $^\circ\text{C}$  |

Stresses exceeding those listed in the Maximum Ratings table may damage the device. If any of these limits are exceeded, device functionality should not be assumed, damage may occur and reliability may be affected.

1. FR-4 board, using recommended footprint.

\*For additional information on our Pb-Free strategy and soldering details, please download the ON Semiconductor Soldering and Mounting Techniques Reference Manual, SOLDERRM/D.



ON Semiconductor®

[www.onsemi.com](http://www.onsemi.com)

## PLASTIC SURFACE MOUNT ZENER VOLTAGE REGULATOR DIODES 3.3–200 V, 3 W DC POWER



SMB  
CASE 403A  
PLASTIC



### MARKING DIAGRAM



A = Assembly Location  
Y = Year  
WW = Work Week  
9xxB = Device Code (Refer to page 3)  
▪ = Pb-Free Package  
(Note: Microdot may be in either location)

### ORDERING INFORMATION

| Device         | Package          | Shipping†              |
|----------------|------------------|------------------------|
| 1SMB59xxBT3G   | SMB<br>(Pb-Free) | 2,500 /<br>Tape & Reel |
| SZ1SMB59xxBT3G | SMB<br>(Pb-Free) | 2,500 /<br>Tape & Reel |

†For information on tape and reel specifications, including part orientation and tape sizes, please refer to our Tape and Reel Packaging Specifications Brochure, BRD8011/D.

### DEVICE MARKING INFORMATION

See specific marking information in the device marking column of the Electrical Characteristics table on page 3 of this data sheet.

# 1SMB59xxBT3G Series, SZ1SMB59xxT3G Series

## ELECTRICAL CHARACTERISTICS

( $T_L = 30^\circ\text{C}$  unless otherwise noted,  
 $V_F = 1.5\text{ V Max. @ } I_F = 200\text{ mA(dc)}$  for all types)

| Symbol   | Parameter                          |
|----------|------------------------------------|
| $V_Z$    | Reverse Zener Voltage @ $I_{ZT}$   |
| $I_{ZT}$ | Reverse Current                    |
| $Z_{ZT}$ | Maximum Zener Impedance @ $I_{ZT}$ |
| $I_{ZK}$ | Reverse Current                    |
| $Z_{ZK}$ | Maximum Zener Impedance @ $I_{ZK}$ |
| $I_R$    | Reverse Leakage Current @ $V_R$    |
| $V_R$    | Reverse Voltage                    |
| $I_F$    | Forward Current                    |
| $V_F$    | Forward Voltage @ $I_F$            |
| $I_{ZM}$ | Maximum DC Zener Current           |



# 1SMB59xxBT3G Series, SZ1SMB59xxT3G Series

**ELECTRICAL CHARACTERISTICS** ( $T_L = 30^\circ\text{C}$  unless otherwise noted,  $V_F = 1.5\text{ V Max.}$  @  $I_F = 200\text{ mA(dc)}$  for all types)  
(Devices listed in **bold, italic** are ON Semiconductor Preferred devices.)

| Device*<br>(Note 2) | Device<br>Marking | Zener Voltage (Note 3) |            |              |             | Zener Impedance (Note 4) |                     |             | Leakage Current |             | $I_{ZM}$<br>mA(dc) |
|---------------------|-------------------|------------------------|------------|--------------|-------------|--------------------------|---------------------|-------------|-----------------|-------------|--------------------|
|                     |                   | $V_Z$ (Volts)          |            |              | @ $I_{ZT}$  | $Z_{ZT}$ @ $I_{ZT}$      | $Z_{ZK}$ @ $I_{ZK}$ |             | $I_R$ @ $V_R$   |             |                    |
|                     |                   | Min                    | Nom        | Max          | mA          | $\Omega$                 | $\Omega$            | mA          | $\mu\text{A}$   | Volts       |                    |
| 1SMB5913BT3G        | 913B              | 3.13                   | 3.3        | 3.47         | 113.6       | 10                       | 500                 | 1           | 100             | 1           | 454                |
| 1SMB5914BT3G        | 914B              | 3.42                   | 3.6        | 3.78         | 104.2       | 9                        | 500                 | 1           | 75              | 1           | 416                |
| <b>1SMB5915BT3G</b> | <b>915B</b>       | <b>3.70</b>            | <b>3.9</b> | <b>4.10</b>  | <b>96.1</b> | <b>7.5</b>               | <b>500</b>          | <b>1</b>    | <b>25</b>       | <b>1</b>    | <b>384</b>         |
| <b>1SMB5916BT3G</b> | <b>916B</b>       | <b>4.08</b>            | <b>4.3</b> | <b>4.52</b>  | <b>87.2</b> | <b>6</b>                 | <b>500</b>          | <b>1</b>    | <b>5</b>        | <b>1</b>    | <b>348</b>         |
| <b>1SMB5917BT3G</b> | <b>917B</b>       | <b>4.46</b>            | <b>4.7</b> | <b>4.94</b>  | <b>79.8</b> | <b>5</b>                 | <b>500</b>          | <b>1</b>    | <b>5</b>        | <b>1.5</b>  | <b>319</b>         |
| <b>1SMB5918BT3G</b> | <b>918B</b>       | <b>4.84</b>            | <b>5.1</b> | <b>5.36</b>  | <b>73.5</b> | <b>4</b>                 | <b>350</b>          | <b>1</b>    | <b>5</b>        | <b>2</b>    | <b>294</b>         |
| <b>1SMB5919BT3G</b> | <b>919B</b>       | <b>5.32</b>            | <b>5.6</b> | <b>5.88</b>  | <b>66.9</b> | <b>2</b>                 | <b>250</b>          | <b>1</b>    | <b>5</b>        | <b>3</b>    | <b>267</b>         |
| <b>1SMB5920BT3G</b> | <b>920B</b>       | <b>5.89</b>            | <b>6.2</b> | <b>6.51</b>  | <b>60.5</b> | <b>2</b>                 | <b>200</b>          | <b>1</b>    | <b>5</b>        | <b>4</b>    | <b>241</b>         |
| 1SMB5921BT3G        | 921B              | 6.46                   | 6.8        | 7.14         | 55.1        | 2.5                      | 200                 | 1           | 5               | 5.2         | 220                |
| 1SMB5922BT3G        | 922B              | 7.12                   | 7.5        | 7.88         | 50          | 3                        | 400                 | 0.5         | 5               | 6           | 200                |
| <b>1SMB5923BT3G</b> | <b>923B</b>       | <b>7.79</b>            | <b>8.2</b> | <b>8.61</b>  | <b>45.7</b> | <b>3.5</b>               | <b>400</b>          | <b>0.5</b>  | <b>5</b>        | <b>6.5</b>  | <b>182</b>         |
| 1SMB5924BT3G        | 924B              | 8.64                   | 9.1        | 9.56         | 41.2        | 4                        | 500                 | 0.5         | 5               | 7           | 164                |
| <b>1SMB5925BT3G</b> | <b>925B</b>       | <b>9.5</b>             | <b>10</b>  | <b>10.5</b>  | <b>37.5</b> | <b>4.5</b>               | <b>500</b>          | <b>0.25</b> | <b>5</b>        | <b>8</b>    | <b>150</b>         |
| <b>1SMB5926BT3G</b> | <b>926B</b>       | <b>10.45</b>           | <b>11</b>  | <b>11.55</b> | <b>34.1</b> | <b>5.5</b>               | <b>550</b>          | <b>0.25</b> | <b>1</b>        | <b>8.4</b>  | <b>136</b>         |
| <b>1SMB5927BT3G</b> | <b>927B</b>       | <b>11.4</b>            | <b>12</b>  | <b>12.6</b>  | <b>31.2</b> | <b>6.5</b>               | <b>550</b>          | <b>0.25</b> | <b>1</b>        | <b>9.1</b>  | <b>125</b>         |
| 1SMB5928BT3G        | 928B              | 12.35                  | 13         | 13.65        | 28.8        | 7                        | 550                 | 0.25        | 1               | 9.9         | 115                |
| <b>1SMB5929BT3G</b> | <b>929B</b>       | <b>14.25</b>           | <b>15</b>  | <b>15.75</b> | <b>25</b>   | <b>9</b>                 | <b>600</b>          | <b>0.25</b> | <b>1</b>        | <b>11.4</b> | <b>100</b>         |
| 1SMB5930BT3G        | 930B              | 15.2                   | 16         | 16.8         | 23.4        | 10                       | 600                 | 0.25        | 1               | 12.2        | 93                 |
| <b>1SMB5931BT3G</b> | <b>931B</b>       | <b>17.1</b>            | <b>18</b>  | <b>18.9</b>  | <b>20.8</b> | <b>12</b>                | <b>650</b>          | <b>0.25</b> | <b>1</b>        | <b>13.7</b> | <b>83</b>          |
| 1SMB5932BT3G        | 932B              | 19                     | 20         | 21           | 18.7        | 14                       | 650                 | 0.25        | 1               | 15.2        | 75                 |
| 1SMB5933BT3G        | 933B              | 20.9                   | 22         | 23.1         | 17          | 17.5                     | 650                 | 0.25        | 1               | 16.7        | 68                 |
| <b>1SMB5934BT3G</b> | <b>934B</b>       | <b>22.8</b>            | <b>24</b>  | <b>25.2</b>  | <b>15.6</b> | <b>19</b>                | <b>700</b>          | <b>0.25</b> | <b>1</b>        | <b>18.2</b> | <b>62</b>          |
| <b>1SMB5935BT3G</b> | <b>935B</b>       | <b>25.65</b>           | <b>27</b>  | <b>28.35</b> | <b>13.9</b> | <b>23</b>                | <b>700</b>          | <b>0.25</b> | <b>1</b>        | <b>20.6</b> | <b>55</b>          |
| <b>1SMB5936BT3G</b> | <b>936B</b>       | <b>28.5</b>            | <b>30</b>  | <b>31.5</b>  | <b>12.5</b> | <b>28</b>                | <b>750</b>          | <b>0.25</b> | <b>1</b>        | <b>22.8</b> | <b>50</b>          |
| 1SMB5937BT3G        | 937B              | 31.35                  | 33         | 34.65        | 11.4        | 33                       | 800                 | 0.25        | 1               | 25.1        | 45                 |
| <b>1SMB5938BT3G</b> | <b>938B</b>       | <b>34.2</b>            | <b>36</b>  | <b>37.8</b>  | <b>10.4</b> | <b>38</b>                | <b>850</b>          | <b>0.25</b> | <b>1</b>        | <b>27.4</b> | <b>41</b>          |
| 1SMB5939BT3G        | 939B              | 37.05                  | 39         | 40.95        | 9.6         | 45                       | 900                 | 0.25        | 1               | 29.7        | 38                 |
| 1SMB5940BT3G        | 940B              | 40.85                  | 43         | 45.15        | 8.7         | 53                       | 950                 | 0.25        | 1               | 32.7        | 34                 |
| 1SMB5941BT3G        | 941B              | 44.65                  | 47         | 49.35        | 8           | 67                       | 1000                | 0.25        | 1               | 35.8        | 31                 |
| 1SMB5942BT3G        | 942B              | 48.45                  | 51         | 53.55        | 7.3         | 70                       | 1100                | 0.25        | 1               | 38.8        | 29                 |
| 1SMB5943BT3G        | 943B              | 53.2                   | 56         | 58.8         | 6.7         | 86                       | 1300                | 0.25        | 1               | 42.6        | 26                 |
| 1SMB5944BT3G        | 944B              | 58.9                   | 62         | 65.1         | 6           | 100                      | 1500                | 0.25        | 1               | 47.1        | 24                 |
| 1SMB5945BT3G        | 945B              | 64.6                   | 68         | 71.4         | 5.5         | 120                      | 1700                | 0.25        | 1               | 51.7        | 22                 |
| 1SMB5946BT3G        | 946B              | 71.25                  | 75         | 78.75        | 5           | 140                      | 2000                | 0.25        | 1               | 56          | 20                 |
| 1SMB5947BT3G        | 947B              | 77.9                   | 82         | 86.1         | 4.6         | 160                      | 2500                | 0.25        | 1               | 62.2        | 18                 |
| 1SMB5948BT3G        | 948B              | 86.45                  | 91         | 95.55        | 4.1         | 200                      | 3000                | 0.25        | 1               | 69.2        | 16                 |
| <b>1SMB5949BT3G</b> | <b>949B</b>       | <b>95</b>              | <b>100</b> | <b>105</b>   | <b>3.7</b>  | <b>250</b>               | <b>3100</b>         | <b>0.25</b> | <b>1</b>        | <b>76</b>   | <b>15</b>          |
| 1SMB5951BT3G        | 951B              | 114                    | 120        | 126          | 3.1         | 380                      | 4500                | 0.25        | 1               | 91.2        | 12                 |
| 1SMB5952BT3G        | 952B              | 123.5                  | 130        | 136.5        | 2.9         | 450                      | 5000                | 0.25        | 1               | 98.8        | 11                 |
| 1SMB5953BT3G        | 953B              | 142.5                  | 150        | 157.5        | 2.5         | 600                      | 6000                | 0.25        | 1               | 114         | 10                 |
| 1SMB5954BT3G        | 954B              | 152                    | 160        | 168          | 2.3         | 700                      | 6500                | 0.25        | 1               | 121.6       | 9                  |
| 1SMB5955BT3G        | 955B              | 171                    | 180        | 189          | 2.1         | 900                      | 7000                | 0.25        | 1               | 136.8       | 8                  |
| 1SMB5956BT3G        | 956B              | 190                    | 200        | 210          | 1.9         | 1200                     | 8000                | 0.25        | 1               | 152         | 7                  |

2. **TOLERANCE AND TYPE NUMBER DESIGNATION** The type numbers listed indicate a tolerance of  $\pm 5\%$ .

3. **ZENER VOLTAGE ( $V_Z$ ) MEASUREMENT**

Nominal Zener voltage is measured with the device junction in thermal equilibrium with ambient temperature at  $25^\circ\text{C}$ .

4. **ZENER IMPEDANCE ( $Z_Z$ ) DERIVATION**  $Z_{ZT}$  and  $Z_{ZK}$  are measured by dividing the ac voltage drop across the device by the ac current applied. The specified limits are for  $I_{Z(ac)} = 0.1 I_{Z(dc)}$  with the ac frequency = 60 Hz.

\*Include SZ-prefix devices where applicable.

# 1SMB59xxBT3G Series, SZ1SMB59xxT3G Series



Figure 1. Steady State Power Derating

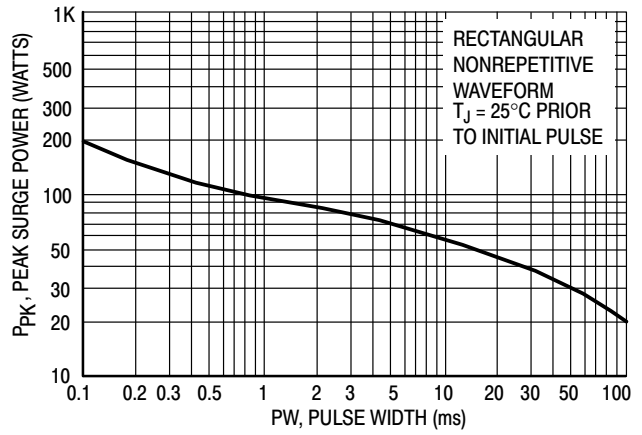


Figure 2. Maximum Surge Power



Figure 3. Zener Voltage - To 12 Volts

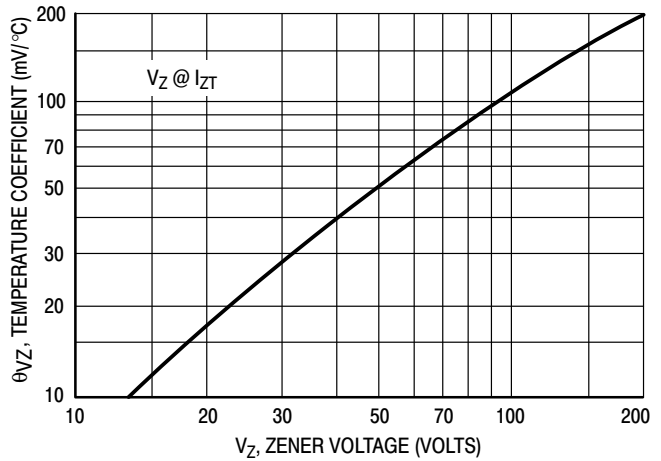


Figure 4. Zener Voltage - 14 To 200 Volts



Figure 5.  $V_Z = 3.3$  thru 10 Volts

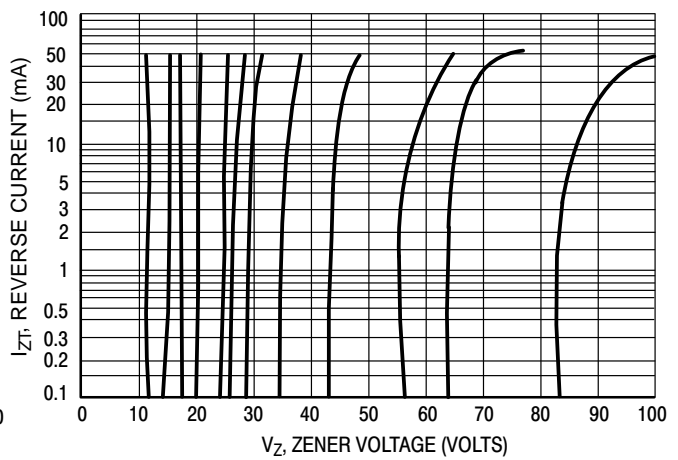


Figure 6.  $V_Z = 12$  thru 82 Volts

# 1SMB59xxBT3G Series, SZ1SMB59xxT3G Series



Figure 7. Effect of Zener Voltage



Figure 8. Effect of Zener Current

## Rating and Typical Characteristic Curves ( $T_A = 25^\circ\text{C}$ )



Figure 9. Capacitance Curve



Figure 10. Typical Pulse Rating Curve



Figure 11. Pulse Waveform



Figure 12. Pulse Waveform

# MECHANICAL CASE OUTLINE

## PACKAGE DIMENSIONS

ON Semiconductor®



SCALE 1:1

Polarity Band



SCALE 1:1

Non-Polarity Band

**SMB**  
CASE 403A-03  
ISSUE J

DATE 19 JUL 2012



**SOLDERING FOOTPRINT\***



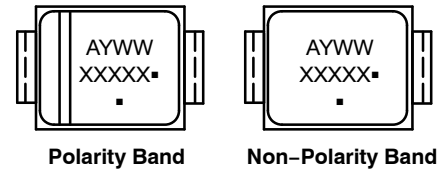
\*For additional information on our Pb-Free strategy and soldering details, please download the ON Semiconductor Soldering and Mounting Techniques Reference Manual, SOLDERRM/D.

**NOTES:**

1. DIMENSIONING AND TOLERANCING PER ANSI Y14.5M, 1982.
2. CONTROLLING DIMENSION: INCH.
3. DIMENSION b SHALL BE MEASURED WITHIN DIMENSION L1.

| DIM | MILLIMETERS |      |      | INCHES    |       |       |
|-----|-------------|------|------|-----------|-------|-------|
|     | MIN         | NOM  | MAX  | MIN       | NOM   | MAX   |
| A   | 1.95        | 2.30 | 2.47 | 0.077     | 0.091 | 0.097 |
| A1  | 0.05        | 0.10 | 0.20 | 0.002     | 0.004 | 0.008 |
| b   | 1.96        | 2.03 | 2.20 | 0.077     | 0.080 | 0.087 |
| c   | 0.15        | 0.23 | 0.31 | 0.006     | 0.009 | 0.012 |
| D   | 3.30        | 3.56 | 3.95 | 0.130     | 0.140 | 0.156 |
| E   | 4.06        | 4.32 | 4.60 | 0.160     | 0.170 | 0.181 |
| HE  | 5.21        | 5.44 | 5.60 | 0.205     | 0.214 | 0.220 |
| L   | 0.76        | 1.02 | 1.60 | 0.030     | 0.040 | 0.063 |
| L1  | 0.51 REF    |      |      | 0.020 REF |       |       |

**GENERIC MARKING DIAGRAM\***



- XXXXX = Specific Device Code
  - A = Assembly Location
  - Y = Year
  - WW = Work Week
  - = Pb-Free Package
- (Note: Microdot may be in either location)

\*This information is generic. Please refer to device data sheet for actual part marking. Pb-Free indicator, "G" or microdot "▪", may or may not be present.

|                         |                    |  |
|-------------------------|--------------------|--|
| <b>DOCUMENT NUMBER:</b> | <b>98ASB42669B</b> | Electronic versions are uncontrolled except when accessed directly from the Document Repository. Printed versions are uncontrolled except when stamped "CONTROLLED COPY" in red. |
| <b>DESCRIPTION:</b>     | <b>SMB</b>         | <b>PAGE 1 OF 1</b>   |

ON Semiconductor and ON are trademarks of Semiconductor Components Industries, LLC dba ON Semiconductor or its subsidiaries in the United States and/or other countries. ON Semiconductor reserves the right to make changes without further notice to any products herein. ON Semiconductor makes no warranty, representation or guarantee regarding the suitability of its products for any particular purpose, nor does ON Semiconductor assume any liability arising out of the application or use of any product or circuit, and specifically disclaims any and all liability, including without limitation special, consequential or incidental damages. ON Semiconductor does not convey any license under its patent rights nor the rights of others.

ON Semiconductor and  are trademarks of Semiconductor Components Industries, LLC dba ON Semiconductor or its subsidiaries in the United States and/or other countries. ON Semiconductor owns the rights to a number of patents, trademarks, copyrights, trade secrets, and other intellectual property. A listing of ON Semiconductor's product/patent coverage may be accessed at [www.onsemi.com/site/pdf/Patent-Marking.pdf](http://www.onsemi.com/site/pdf/Patent-Marking.pdf). ON Semiconductor reserves the right to make changes without further notice to any products herein. ON Semiconductor makes no warranty, representation or guarantee regarding the suitability of its products for any particular purpose, nor does ON Semiconductor assume any liability arising out of the application or use of any product or circuit, and specifically disclaims any and all liability, including without limitation special, consequential or incidental damages. Buyer is responsible for its products and applications using ON Semiconductor products, including compliance with all laws, regulations and safety requirements or standards, regardless of any support or applications information provided by ON Semiconductor. "Typical" parameters which may be provided in ON Semiconductor data sheets and/or specifications can and do vary in different applications and actual performance may vary over time. All operating parameters, including "Typicals" must be validated for each customer application by customer's technical experts. ON Semiconductor does not convey any license under its patent rights nor the rights of others. ON Semiconductor products are not designed, intended, or authorized for use as a critical component in life support systems or any FDA Class 3 medical devices or medical devices with a same or similar classification in a foreign jurisdiction or any devices intended for implantation in the human body. Should Buyer purchase or use ON Semiconductor products for any such unintended or unauthorized application, Buyer shall indemnify and hold ON Semiconductor and its officers, employees, subsidiaries, affiliates, and distributors harmless against all claims, costs, damages, and expenses, and reasonable attorney fees arising out of, directly or indirectly, any claim of personal injury or death associated with such unintended or unauthorized use, even if such claim alleges that ON Semiconductor was negligent regarding the design or manufacture of the part. ON Semiconductor is an Equal Opportunity/Affirmative Action Employer. This literature is subject to all applicable copyright laws and is not for resale in any manner.

## PUBLICATION ORDERING INFORMATION

### LITERATURE FULFILLMENT:

Email Requests to: [orderlit@onsemi.com](mailto:orderlit@onsemi.com)

ON Semiconductor Website: [www.onsemi.com](http://www.onsemi.com)

### TECHNICAL SUPPORT

North American Technical Support:  
Voice Mail: 1 800-282-9855 Toll Free USA/Canada  
Phone: 011 421 33 790 2910

Europe, Middle East and Africa Technical Support:

Phone: 00421 33 790 2910

For additional information, please contact your local Sales Representative



Компания «ЭлектроПласт» предлагает заключение долгосрочных отношений при поставках импортных электронных компонентов на взаимовыгодных условиях!

Наши преимущества:

- Оперативные поставки широкого спектра электронных компонентов отечественного и импортного производства напрямую от производителей и с крупнейших мировых складов;
- Поставка более 17-ти миллионов наименований электронных компонентов;
- Поставка сложных, дефицитных, либо снятых с производства позиций;
- Оперативные сроки поставки под заказ (от 5 рабочих дней);
- Экспресс доставка в любую точку России;
- Техническая поддержка проекта, помощь в подборе аналогов, поставка прототипов;
- Система менеджмента качества сертифицирована по Международному стандарту ISO 9001;
- Лицензия ФСБ на осуществление работ с использованием сведений, составляющих государственную тайну;
- Поставка специализированных компонентов (Xilinx, Altera, Analog Devices, Intersil, Interpoint, Microsemi, Aeroflex, Peregrine, Syfer, Eurofarad, Texas Instrument, Miteq, Cobham, E2V, MA-COM, Hittite, Mini-Circuits, General Dynamics и др.);

Помимо этого, одним из направлений компании «ЭлектроПласт» является направление «Источники питания». Мы предлагаем Вам помощь Конструкторского отдела:

- Подбор оптимального решения, техническое обоснование при выборе компонента;
- Подбор аналогов;
- Консультации по применению компонента;
- Поставка образцов и прототипов;
- Техническая поддержка проекта;
- Защита от снятия компонента с производства.



#### Как с нами связаться

**Телефон:** 8 (812) 309 58 32 (многоканальный)

**Факс:** 8 (812) 320-02-42

**Электронная почта:** [org@eplast1.ru](mailto:org@eplast1.ru)

**Адрес:** 198099, г. Санкт-Петербург, ул. Калинина, дом 2, корпус 4, литера А.