



## Film Capacitors – AC Capacitors

### Motor run capacitors

**Series/Type:** B32355C – MotorCap™ S3 Compact, 100 °C  
**Ordering code:** B32355C  
**Date:** July 2017  
**Version:** 1

© EPCOS AG 2017. Reproduction, publication and dissemination of this publication, enclosures hereto and the information contained therein without EPCOS' prior express consent is prohibited.

EPCOS AG is a TDK Group Company.

**Construction**

- Metallized polypropylene film
- Plastic can with resin top
- Dry type resin

**Features**

- Self-healing properties
- Low dissipation factor
- Highest safety level S3 safety class to IEC60252-1 (ed.2) am1:
- High insulation resistance
- IEC 60335-1 compatible
- Higher operating temperature class, 100 °C.

**Applications**

- For general sine wave applications, mainly as motor run capacitor










**Terminals**

- Insulated solid copper wire, 0.5 mm<sup>2</sup>, 105°C.

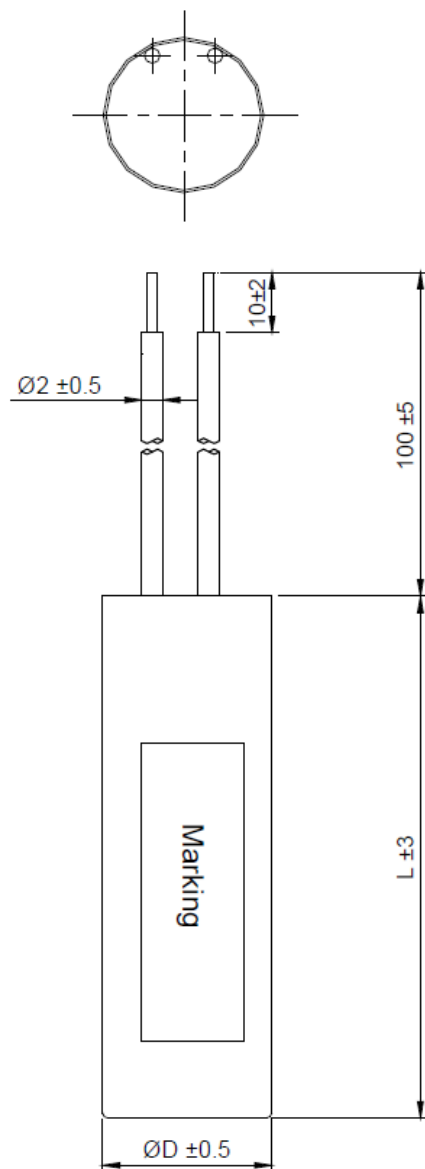
**Mounting parts (optional)**

- Plain can

Technical data and specifications	
Reference standards	EN60252-1: 2014-07 IEC60252-1: Ed 2,2013-8, amendment 1
Life expectancy to IEC 60252-1 /2013	400 V: 10000 h (class B)
Safety class to IEC 60252-1/ 2013	S3
Rated capacitance C <sub>R</sub>	See table ordering codes, page 5
Tolerance	±5%
Permitted capacitance ΔC/C	≤3%
Rated voltage V <sub>R</sub>	400 V AC
Rated frequency f <sub>R</sub>	50/60 Hz
Maximum ratings	
Maximum permissible voltage V <sub>max</sub>	1.1 · V <sub>R</sub> (V <sub>R</sub> = rated voltage)
Maximum permissible current I <sub>max</sub>	1.3 I <sub>R</sub> (I <sub>R</sub> = rated current)

<b>Test data</b>																			
AC test voltage terminal to terminal $U_{TT}$	2 $V_R$ , 2 s (routine test)																		
AC test voltage terminals to can $U_{TC}$	2 kV AC, 2 s (routine test)																		
Insulation resistance $R_{ins}$ or time constant $\tau$ at 20 °C, Rel. humidity max. value 85%, annual means $\leq$ 65%	3000 s																		
Dissipation factor $\tan \delta$ at 20 °C	$\leq 30.0 \cdot 10^{-3}$ (1K Hz)																		
Maximum rate of voltage rise $dv/dt_{max}$	10 V/ $\mu$ s																		
<b>Climatic data</b>																			
Climatic category	25/100/21 to IEC 60068-1																		
Lower category $T_{min}$	-25 °C																		
Upper category $T_{max}$	+100 °C																		
Damp heat test $t_{test}$	21 days																		
<b>Mechanical and thermal properties</b>																			
Ball pressure test to IEC 60309-1 sec. 27.3	20 N at 125 °C																		
Plastic can and top disk material	Compliant to EN60252-1/ IEC60335-1																		
<ul style="list-style-type: none"> <li>■ Glow wire test to IEC 60695 – 2 – 1 / 1 Test temp 550 °C for <math>I_R \leq 0.5</math> A Test temp 850 °C for <math>I_R \geq 0.5</math> A</li> </ul>	Self-extinguish within 30 s of withdrawing glow wire without igniting wrapping tissue																		
<ul style="list-style-type: none"> <li>■ Part compliant to IEC 60335-1 Glow wire test acc. to EN60335-1:2002 +A11+A1 +A12+Corr.+A2:2006, IEC60335-1 ed 4+A1+A2</li> </ul>	Self-extinguish within 2 s with GWT 750 °C and within 30 s with GWF1 850 °C of withdrawing the glow wire & without igniting the wrapping tissue																		
Tracking test to IEC 60112 solution A	>250 V																		
<b>Compatibility to RoHS</b>																			
Compliance to directive 2002/95/EC																			
<b>Approvals</b>																			
VDE – 400 V/100 °C: 10000 h (class B)	Approved																		
	Compliance to LV directive 2014/35/EU																		
<b>Marking</b>	 <table style="font-size: small; margin-left: 10px;"> <tr> <td>Cx <math>\mu</math>F</td> <td>+/-Tx%</td> <td>400 VAC</td> <td rowspan="2" style="text-align: center;">  </td> </tr> <tr> <td>10000h/Cl.B</td> <td></td> <td>25/100/21</td> </tr> <tr> <td>MKP 'SH'</td> <td>50/60Hz</td> <td>S3</td> <td rowspan="2" style="text-align: center;">  </td> </tr> <tr> <td>B32355C</td> <td>IEC60252-1</td> <td></td> </tr> <tr> <td>P.O. No.</td> <td>WW.YYN</td> <td></td> <td></td> </tr> </table>	Cx $\mu$ F	+/-Tx%	400 VAC		10000h/Cl.B		25/100/21	MKP 'SH'	50/60Hz	S3		B32355C	IEC60252-1		P.O. No.	WW.YYN		
Cx $\mu$ F	+/-Tx%	400 VAC																	
10000h/Cl.B		25/100/21																	
MKP 'SH'	50/60Hz	S3																	
B32355C	IEC60252-1																		
P.O. No.	WW.YYN																		

Dimensional drawing:



**Ordering codes & Packaging units**

V <sub>R</sub> V AC	C <sub>R</sub> μF	Dimensions D × L mm	Ordering code	Packing units pcs
400	1.5	25 × 51	B32355C4155J019	231
	2.0	25 × 51	B32355C4205J019	231
	2.5	25 × 51	B32355C4255J019	231
	3	25 × 60.5	B32355C4305J015	198
	4	25 × 75	B32355C4405J015	To be defined
	5	25 × 75	B32355C4505J015	To be defined

**Display of ordering codes for EPCOS products**

The ordering code for one and the same EPCOS product can be represented differently in data sheets, data books, other publications, on the EPCOS website, or in order-related documents such as shipping notes, order confirmations and product labels. **The varying representations of the ordering codes are due to different processes employed and do not affect the specifications of the respective products.** Detailed information can be found on the Internet under [www.epcos.com/orderingcodes](http://www.epcos.com/orderingcodes)

**Cautions and warnings**

⚠ Please read “Applications warning, installation and maintenance instructions” and the “General Safety Data Sheet for Power Capacitors” issued by ZVEI, which are available on the internet at [www.epcos.com/ac\\_capacitors](http://www.epcos.com/ac_capacitors), to ensure optimum performance and to prevent products from failing, and in worst case, bursting and fire. Information given in the data sheet reflects typical specifications. You are kindly requested to approve our product specifications or request our approval for your specification before ordering.

## Important notes

The following applies to all products named in this publication:

1. Some parts of this publication contain **statements about the suitability of our products for certain areas of application**. These statements are based on our knowledge of typical requirements that are often placed on our products in the areas of application concerned. We nevertheless expressly point out **that such statements cannot be regarded as binding statements about the suitability of our products for a particular customer application**. As a rule we are either unfamiliar with individual customer applications or less familiar with them than the customers themselves. For these reasons, it is always ultimately incumbent on the customer to check and decide whether a product with the properties described in the product specification is suitable for use in a particular customer application.
2. We also point out that **in individual cases, a malfunction of electronic components or failure before the end of their usual service life cannot be completely ruled out in the current state of the art, even if they are operated as specified**. In customer applications requiring a very high level of operational safety and especially in customer applications in which the malfunction or failure of an electronic component could endanger human life or health (e.g. in accident prevention or life-saving systems), it must therefore be ensured by means of suitable design of the customer application or other action taken by the customer (e.g. installation of protective circuitry or redundancy) that no injury or damage is sustained by third parties in the event of malfunction or failure of an electronic component.
3. **The warnings, cautions and product-specific notes must be observed.**
4. In order to satisfy certain technical requirements, **some of the products described in this publication may contain substances subject to restrictions in certain jurisdictions (e.g. because they are classed as hazardous)**. Useful information on this will be found in our Material Data Sheets on the Internet ([www.tdk-electronics.tdk.com/material](http://www.tdk-electronics.tdk.com/material)). Should you have any more detailed questions, please contact our sales offices.
5. We constantly strive to improve our products. Consequently, **the products described in this publication may change from time to time**. The same is true of the corresponding product specifications. Please check therefore to what extent product descriptions and specifications contained in this publication are still applicable before or when you place an order.  
  
We also **reserve the right to discontinue production and delivery of products**. Consequently, we cannot guarantee that all products named in this publication will always be available. The aforementioned does not apply in the case of individual agreements deviating from the foregoing for customer-specific products.
6. Unless otherwise agreed in individual contracts, **all orders are subject to our General Terms and Conditions of Supply**.
7. **Our manufacturing sites serving the automotive business apply the IATF 16949 standard**. The IATF certifications confirm our compliance with requirements regarding the quality management system in the automotive industry. Referring to customer requirements and customer specific requirements ("CSR") TDK always has and will continue to have the policy of respecting individual agreements. Even if IATF 16949 may appear to support the acceptance of unilateral requirements, we hereby like to emphasize that **only requirements mutually agreed upon can and will be implemented in our Quality Management System**. For clarification purposes we like to point out that obligations from IATF 16949 shall only become legally binding if individually agreed upon.
8. The trade names EPCOS, CeraCharge, CeraDiode, CeraLink, CeraPad, CeraPlas, CSMP, CTVS, DeltaCap, DigiSiMic, ExoCore, FilterCap, FormFit, LeaXield, MiniBlue, MiniCell, MKD, MKK, MotorCap, PCC, PhaseCap, PhaseCube, PhaseMod, PhiCap, PowerHap, PQSine, PQvar, SIFERRIT, SIFI, SIKOREL, SilverCap, SIMDAD, SiMic, SIMID, SineFormer, SIOV, ThermoFuse, WindCap are **trademarks registered or pending** in Europe and in other countries. Further information will be found on the Internet at [www.tdk-electronics.tdk.com/trademarks](http://www.tdk-electronics.tdk.com/trademarks).

Release 2018-10

# Mouser Electronics

Authorized Distributor

Click to View Pricing, Inventory, Delivery & Lifecycle Information:

[EPCOS / TDK:](#)

[B32355C4155J019](#) [B32355C4205J019](#) [B32355C4255J019](#) [B32355C4305J015](#)



Компания «ЭлектроПласт» предлагает заключение долгосрочных отношений при поставках импортных электронных компонентов на взаимовыгодных условиях!

Наши преимущества:

- Оперативные поставки широкого спектра электронных компонентов отечественного и импортного производства напрямую от производителей и с крупнейших мировых складов;
- Поставка более 17-ти миллионов наименований электронных компонентов;
- Поставка сложных, дефицитных, либо снятых с производства позиций;
- Оперативные сроки поставки под заказ (от 5 рабочих дней);
- Экспресс доставка в любую точку России;
- Техническая поддержка проекта, помощь в подборе аналогов, поставка прототипов;
- Система менеджмента качества сертифицирована по Международному стандарту ISO 9001;
- Лицензия ФСБ на осуществление работ с использованием сведений, составляющих государственную тайну;
- Поставка специализированных компонентов (Xilinx, Altera, Analog Devices, Intersil, Interpoint, Microsemi, Aeroflex, Peregrine, Syfer, Eurofarad, Texas Instrument, Miteq, Cobham, E2V, MA-COM, Hittite, Mini-Circuits, General Dynamics и др.);

Помимо этого, одним из направлений компании «ЭлектроПласт» является направление «Источники питания». Мы предлагаем Вам помощь Конструкторского отдела:

- Подбор оптимального решения, техническое обоснование при выборе компонента;
- Подбор аналогов;
- Консультации по применению компонента;
- Поставка образцов и прототипов;
- Техническая поддержка проекта;
- Защита от снятия компонента с производства.



#### Как с нами связаться

**Телефон:** 8 (812) 309 58 32 (многоканальный)

**Факс:** 8 (812) 320-02-42

**Электронная почта:** [org@eplast1.ru](mailto:org@eplast1.ru)

**Адрес:** 198099, г. Санкт-Петербург, ул. Калинина, дом 2, корпус 4, литера А.