



TAOGLAS®



Datasheet

Blue Diamond

Part No:
FXP73.07.0100A

Description:

FXP73 Blue Diamond 2.4GHz Flexible PCB Antenna

Features:

- 2.4GHz Wi-Fi Flexible Polymer antenna
- 2.5dBi Gain
- Connector: IPEX MHF1 (U.FL compatible)
- Cable: 100mm 1.13
- Dimensions: 47*7*0.1 mm
- RoHS & Reach Compliant

1. Introduction	3
2. Specifications	4
3. Antenna Characteristics	5
4. Radiation Patterns	7
5. Mechanical Drawing	9
6. Packaging	10
<hr/>	
Changelog	11

Taoglas makes no warranties based on the accuracy or completeness of the contents of this document and reserves the right to make changes to specifications and product descriptions at any time without notice. Taoglas reserves all rights to this document and the information contained herein. Reproduction, use or disclosure to third parties without express permission is strictly prohibited.



1. Introduction



The FXP73 Blue Diamond 2.4GHz Antenna works on WiFi, ZigBee, Bluetooth and ISM band at 2.4 GHz. This antenna has been designed with a specific solution to cover the current market applications that require rectangular form-factor, with easy installation through a cable connection.

Many module manufacturers specify peak gain limits for any antennas that are to be connected to that module. Those peak gain limits are based on free-space conditions. In practice, the peak gain of an antenna tested in free-space can degrade by at least 1 or 2dBi when put inside a device. So ideally you should go for a slightly higher peak gain antenna than mentioned on the module specification to compensate for this effect, giving you better performance.

Upon testing of any of our antennas with your device and a selection of appropriate layout, integration technique, or cable, Taoglas can make sure any of our antennas' peak gain will be below the peak gain limits. Taoglas can then issue a specification and/or report for the selected antenna in your device that will clearly show it complying with the peak gain limits, so you can be assured you are meeting regulatory requirements for that module.

For example, a module manufacturer may state that the antenna must have less than 2dBi peak gain, but you don't need to select an embedded antenna that has a peak gain of less than 2dBi in free-space. This will give you a less optimized solution. It is better to go for a slightly higher free-space peak gain of 3dBi or more if available. Once that antenna gets integrated into your device, performance will degrade below this 2dBi peak gain due to the effects of GND plane, surrounding components, and device housing. If you want to be absolutely sure, contact Taoglas and we will test. Choosing a Taoglas antenna with a higher peak gain than what is specified by the module manufacturer and enlisting our help will ensure you are getting the best performance possible without exceeding the peak gain limits.

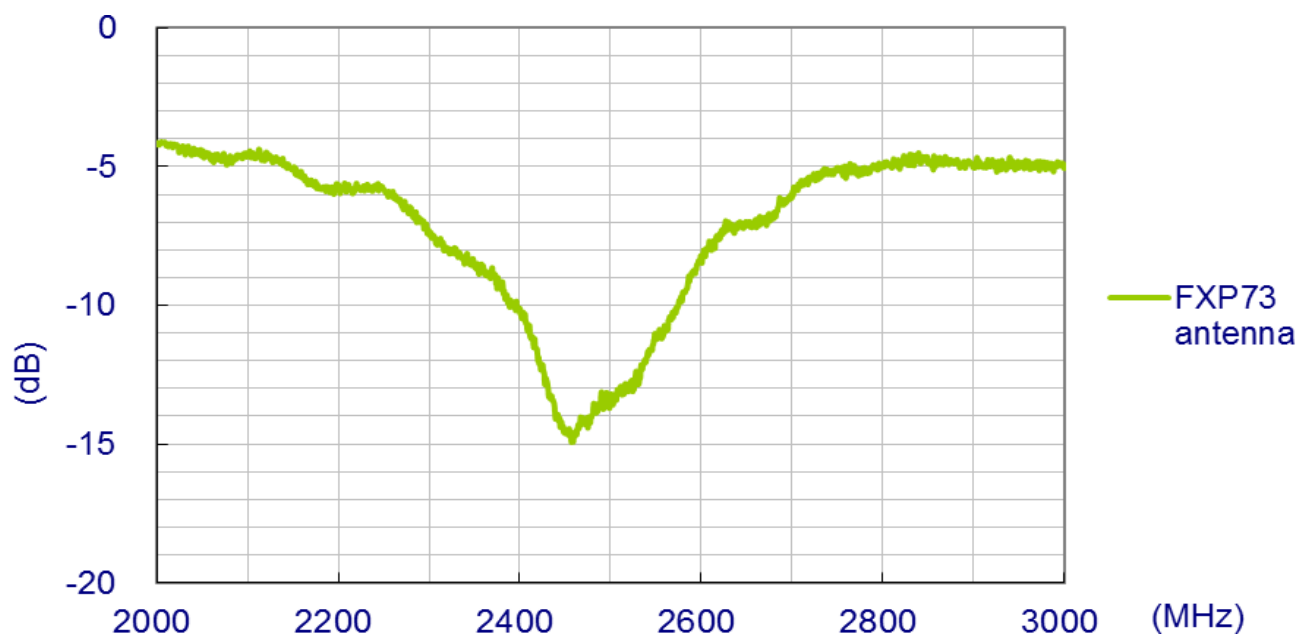
The cable and connector are fully customizable, for further information please contact your regional Taoglas customer support team.

2. Specifications

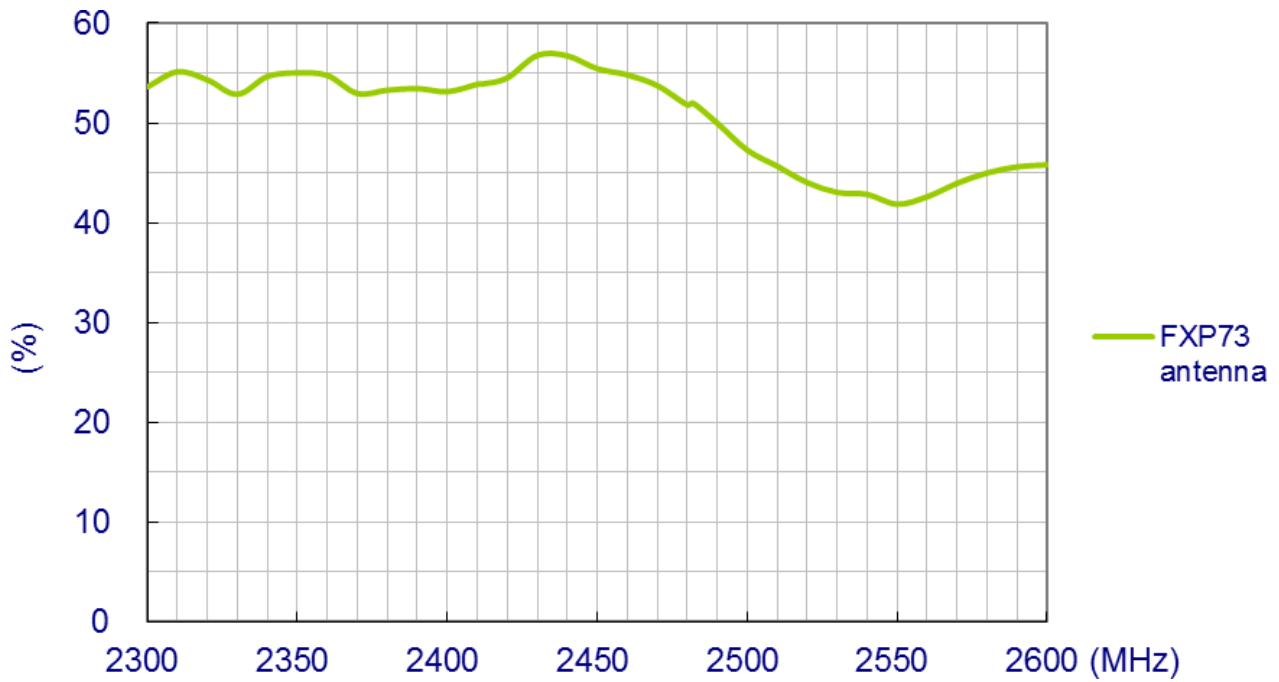
Electrical	
Frequency Range	2400-2500MHz
Efficiency	50%
Gain	2.5dBi
Free Space Peak Gain	3.0dBi
Return Loss	-10dB
Impedance	50 Ohms
VSWR	≤ 2:1
Polarization	Linear
Max Input Power	5W
Mechanical	
Dimensions	47*7*0.1 mm
Weight	1.2 g
Connector	MHFI (U.FL Compatible)
Cable Standard	Mini-Coax 1.13 mm
Cable Length and colour	100mm, White
Adhesive	3M 467
Temperature Range	-40°C to 85°C
Humidity	Non-condensing 65°C 95% RH

3. Antenna Characteristics

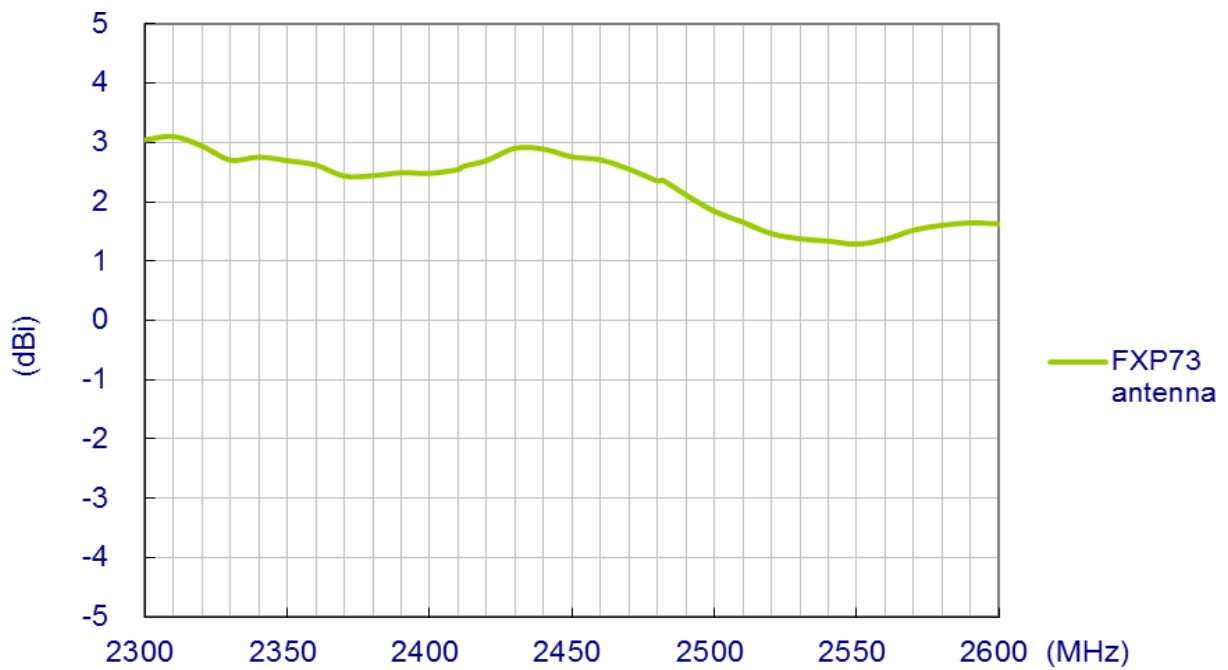
3.1 Return Loss



3.2 Efficiency




3.3 Peak Gain



4. Radiation Patterns

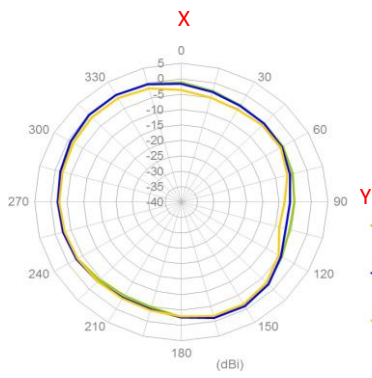
4.1 Test Setup



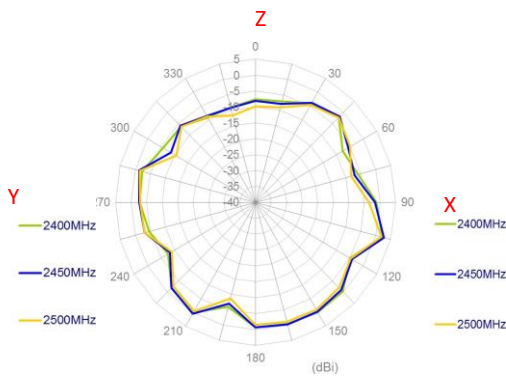
Free space

4.2 2400-2500MHz 2D Radiation Patterns

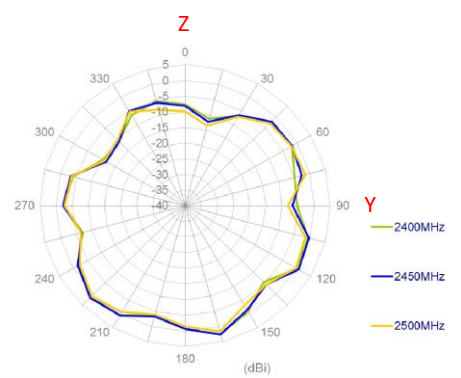
XY Plane



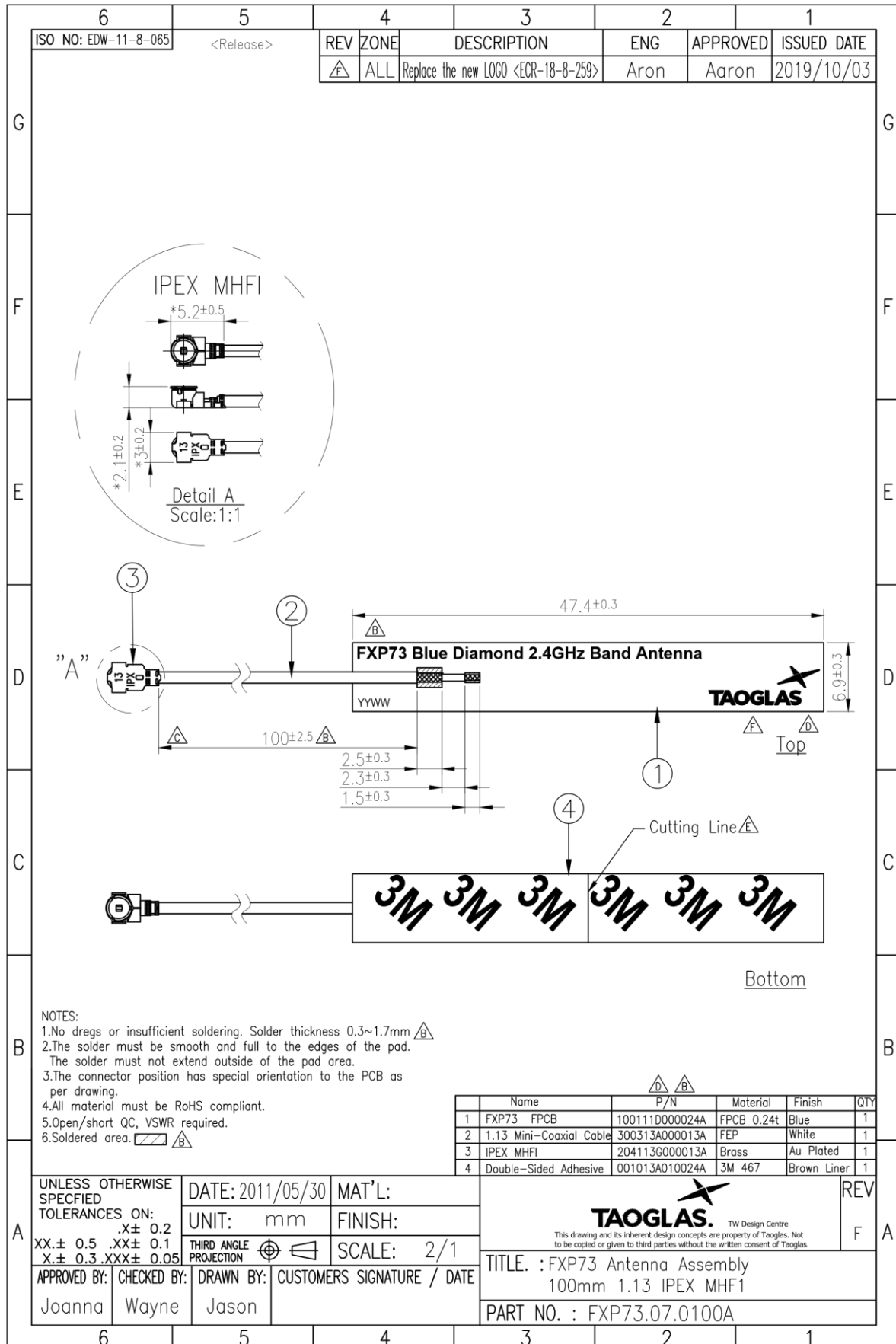
XZ Plane



YZ Plane




5. Mechanical Drawing (Units: mm)




6. Packaging

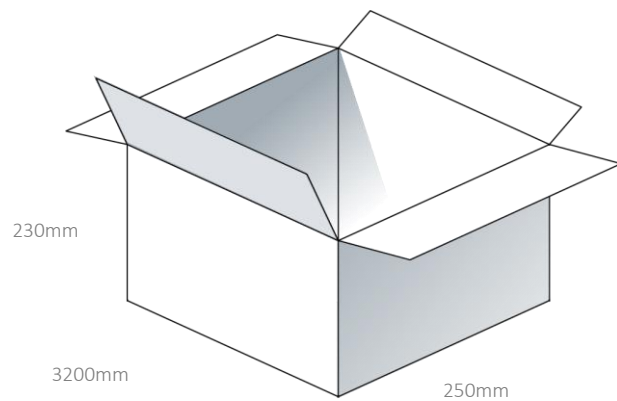
100pcs FXP73.07.0100A per Small PE Bag
Weight - 130g



1000pcs FXP73.07.0100A per Large PE Bag
Weight - 1.3Kg



5000pcs FXP73.07.0100A per carton
Dimensions - 320*250*230mm
Weight - 6.6Kg



Changelog for the datasheet

SPE-11-8-048 – FXP73.07.0100A

Revision: H (Current Version)

Date:	2020-01-07
Changes:	Updated format drawing and image ECR-18-8-259
Changes Made by:	Jack Conroy

Previous Revisions

Revision: G

Date:	2017-03-08
Changes:	Added note on Gain
Changes Made by:	Aine Doyle

Revision: B

Date:	2011-07-26
Changes:	Data updated
Changes Made by:	Aine Doyle

Revision: F

Date:	2017-10-16
Changes:	Data Updated
Changes Made by:	Aine Doyle

Revision: A (Original First Release)

Date:	2009-03-26
Notes:	
Author:	Aine Doyle

Revision: E

Date:	2012-06-27
Changes:	Data Updated
Changes Made by:	Aine Doyle

Revision: D

Date:	2012-06-08
Changes:	Data Updated
Changes Made by:	Aine Doyle

Revision: C

Date:	2012-02-06
Changes:	Data Updated
Changes Made by:	Aine Doyle



TAOGLAS®

www.taoglas.com





Компания «ЭлектроПласт» предлагает заключение долгосрочных отношений при поставках импортных электронных компонентов на взаимовыгодных условиях!

Наши преимущества:

- Оперативные поставки широкого спектра электронных компонентов отечественного и импортного производства напрямую от производителей и с крупнейших мировых складов;
- Поставка более 17-ти миллионов наименований электронных компонентов;
- Поставка сложных, дефицитных, либо снятых с производства позиций;
- Оперативные сроки поставки под заказ (от 5 рабочих дней);
- Экспресс доставка в любую точку России;
- Техническая поддержка проекта, помощь в подборе аналогов, поставка прототипов;
- Система менеджмента качества сертифицирована по Международному стандарту ISO 9001;
- Лицензия ФСБ на осуществление работ с использованием сведений, составляющих государственную тайну;
- Поставка специализированных компонентов (Xilinx, Altera, Analog Devices, Intersil, Interpoint, Microsemi, Aeroflex, Peregrine, Syfer, Eurofarad, Texas Instrument, Miteq, Cobham, E2V, MA-COM, Hittite, Mini-Circuits, General Dynamics и др.);

Помимо этого, одним из направлений компании «ЭлектроПласт» является направление «Источники питания». Мы предлагаем Вам помощь Конструкторского отдела:

- Подбор оптимального решения, техническое обоснование при выборе компонента;
- Подбор аналогов;
- Консультации по применению компонента;
- Поставка образцов и прототипов;
- Техническая поддержка проекта;
- Защита от снятия компонента с производства.



Как с нами связаться

Телефон: 8 (812) 309 58 32 (многоканальный)

Факс: 8 (812) 320-02-42

Электронная почта: org@eplast1.ru

Адрес: 198099, г. Санкт-Петербург, ул. Калинина, дом 2, корпус 4, литера А.