THIS DRAWING IS UNPUBLISHED. RELEASED FOR PUBLICATION 20
© COPYRIGHT 20 BY - ALL RIGHTS RESERVED.

LOC	DIST
GP	00

REVISIONS

P	LTR	DESCRIPTION	DATE	DWN	APVD
	1	INITIAL RELEASE	26FEB2019	JW	SH

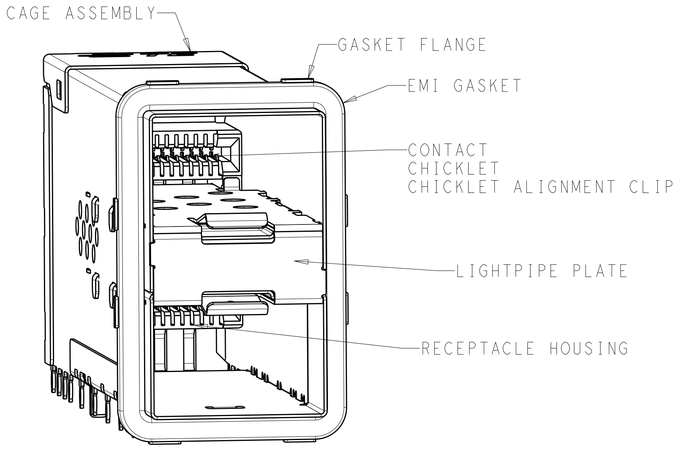

2349202-1
SCALE 4:1

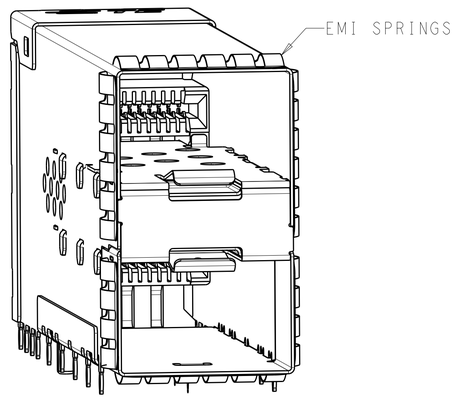

2349202-5
SCALE 4:1

1. MATERIALS:
   CAGE ASSEMBLY - NICKEL-SILVER ALLOY PER ASTM B 122
   CONNECTOR HOUSING - LCP, BLACK, UL 94V-O RATED
   CHICKLET - LCP, BLACK, UL 94V-O RATED
   CHICKLET ALIGNMENT CLIP - LCP, BLACK, UL 94V-O RATED
   CONTACT - COPPER ALLOY
   EMI GASKET - ELASTOMERIC
   GASKET FLANGE - STAINLESS STEEL
   EMI SPRINGS - PHOSPHOR BRONZE PER ASTM B 103,
   0.8µm MIN TIN PER ASTM B 545
   LIGHT PIPE - POLYCARBONATE
   LIGHT PIPE PLATE- STAINLESS STEEL

2. CONTACT FINISH:
   CONFORMS TO THE REQUIREMENTS OF PRODUCT SPECIFICATION 108-2481, BASED ON EIA/ECA-364-1000.01A, (CONTROLLED ENVIRONMENT APPLICATIONS) ON MATING INTERFACE, TIN ON NEEDLE EYE

3. PCB MINIMUM THICKNESS = 1.5mm

4. FOR HOLE SIZE AND PLATINGS, SEE APPLICATION SPECIFICATION 114-13319

5. LIGHT PIPE PAD LAYOUT IS FOR 0805 LOW PROFILE LED PACKAGE WITH A HEIGHT OF 0.8mm

6. DIMENSIONS APPLY FOR EMI SPRINGS ONLY

7. THE ENTIRE AREA OF THE CONNECTOR FOOTPRINT, INDICATED BY THE DASHED LINE, TO BE CONSIDERED THE KEEPOUT AREA FOR COMPONENTS AND SIGNAL TRACES, TOP SIDE ONLY, TOP SIDE TRACES ALLOWED WITHIN CONNECTOR HOLE PATTERN

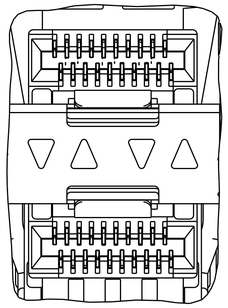

INNER/OUTER LIGHT PIPES
2349202-2, 2349202-6
SCALE 5:1

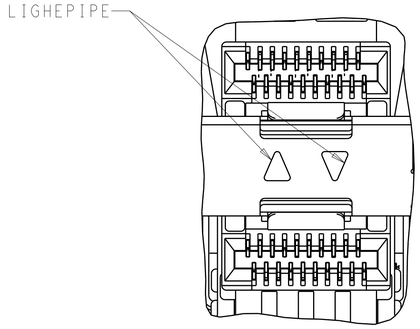

INNER LIGHT PIPES
2349202-3, 2349202-7
SCALE 5:1

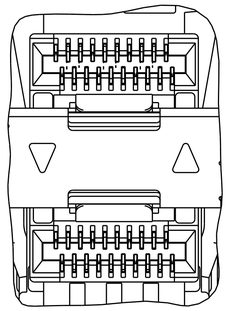

OUTER LIGHT PIPES
2349202-4, 2349202-8
SCALE 5:1

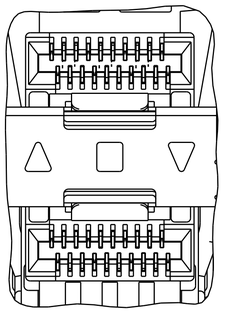

CENTER/REVERSED OUTER LIGHT PIPES
1-2349202-7, 1-2349202-9
SCALE 5:1

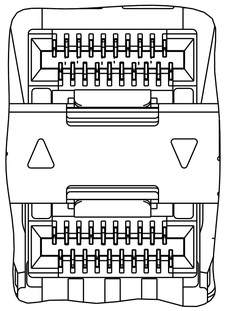

REVERSED OUTER LIGHT PIPES
1-2349202-8, 2-2349202-0
SCALE 5:1

(E)	CAGE TYPE	LIGHT PIPE CONFIGURATION	PART NUMBER
16.75	EMI SPRINGS	REVERSED OUTER	2-2349202-0
		CENTER/REVERSED OUTER	1-2349202-9
19.5	EMI GASKET	REVERSED OUTER	1-2349202-8
		CENTER/REVERSED OUTER	1-2349202-7
16.75	EMI SPRINGS	OUTER	2349202-8
		INNER	2349202-7
		INNER/OUTER	2349202-6
		NONE	2349202-5
19.5	EMI GASKET	OUTER	2349202-4
		INNER	2349202-3
		INNER/OUTER	2349202-2
		NONE	2349202-1

THIS DRAWING IS A CONTROLLED DOCUMENT.

DIMENSIONS: mm

TOLERANCES UNLESS OTHERWISE SPECIFIED:
0 PLC ±0.25
1 PLC ±0.25
2 PLC ±0.25
3 PLC ±0.25
4 PLC ±
ANGLES ±5°

MATERIAL SEE NOTES
FINISH SEE NOTES

DWN J.WANG 26FEB2019
CHK S.HAN 26FEB2019
APVD S.HAN 26FEB2019
PRODUCT SPEC 108-2481
APPLICATION SPEC 114-13319
WEIGHT -

TE Connectivity

NAME RECEPTACLE ASSEMBLY, 2X1, STACKED, SFP56
-

SIZE A1 | CAGE CODE 00779 | DRAWING NO C-2349202 | RESTRICTED TO -

CUSTOMER DRAWING | SCALE 4:1 | SHEET 1 OF 4 | REV A

THIS DRAWING IS UNPUBLISHED. RELEASED FOR PUBLICATION 20
© COPYRIGHT 20 BY - ALL RIGHTS RESERVED.

LOC	DIST
GP	00

REVISIONS

P	LTR	DESCRIPTION	DATE	DWN	APVD
	-	SEE SHEET 1	-	-	-

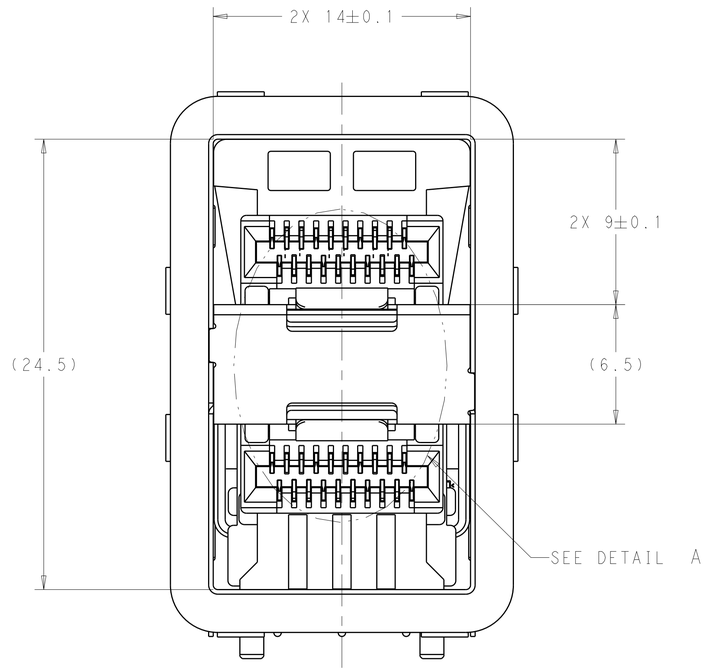

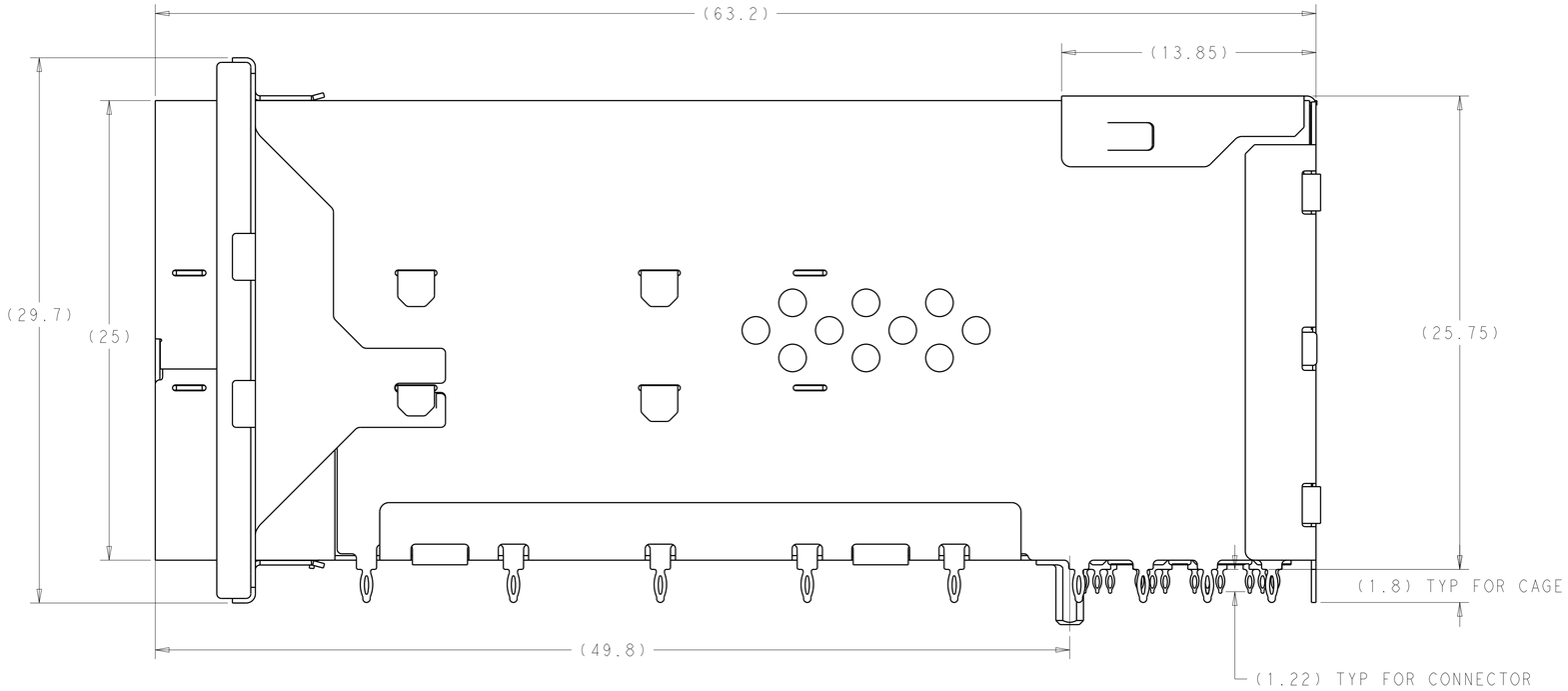

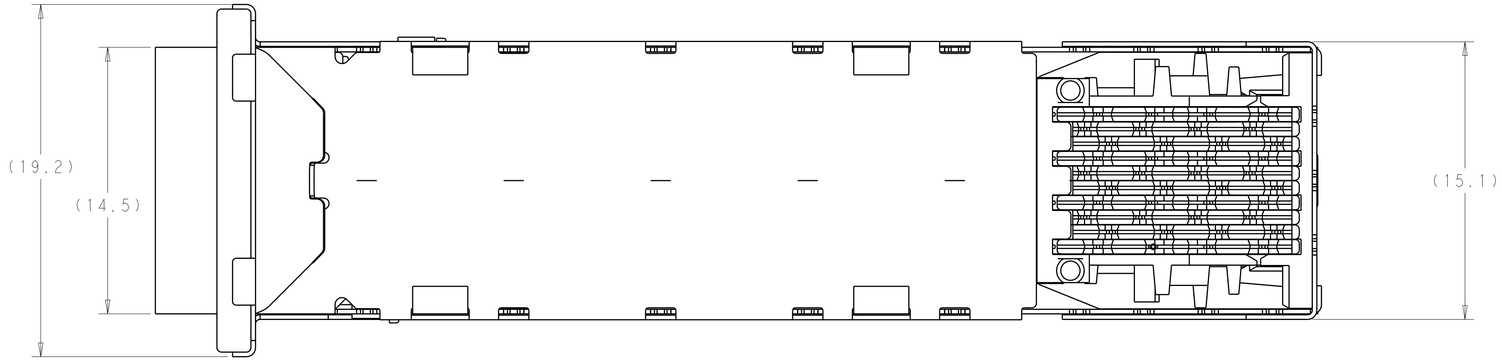

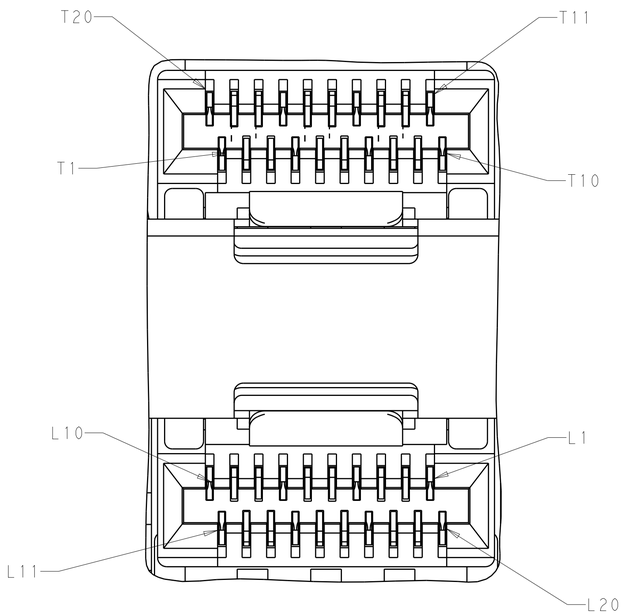

DETAIL A
2 PLACES
SCALE 10:1

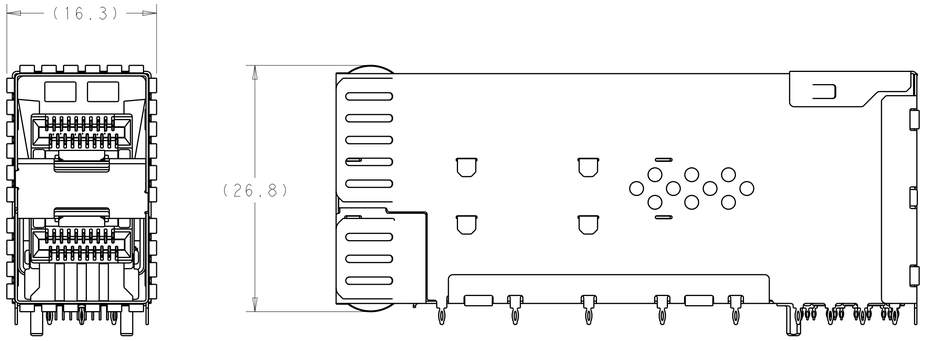

2349202-5 THRU 2349202-8, 1-2349202-9, 2-2349202-0
EMI SPRINGS ONLY
SCALE 3:1

THIS DRAWING IS A CONTROLLED DOCUMENT.

DIMENSIONS: mm

TOLERANCES UNLESS OTHERWISE SPECIFIED:
0 PLC ±0.25
1 PLC ±0.25
2 PLC ±0.25
3 PLC ±0.25
4 PLC ±
ANGLES ±5°

MATERIAL SEE NOTES
FINISH SEE NOTES

DWN J.WANG 26FEB2019
CHK S.HAN 26FEB2019
APVD S.HAN 26FEB2019
PRODUCT SPEC 108-2481
APPLICATION SPEC 114-13319
WEIGHT -

TE Connectivity

NAME RECEPTACLE ASSEMBLY, 2X1, STACKED, SFP56
-

SIZE A1 | CAGE CODE 00779 | DRAWING NO C-2349202 | RESTRICTED TO -

CUSTOMER DRAWING | SCALE 6:1 | SHEET 2 OF 4 | REV A

4805 (3/11)

THIS DRAWING IS UNPUBLISHED. RELEASED FOR PUBLICATION 20
© COPYRIGHT 20 BY - ALL RIGHTS RESERVED.

LOC	DIST
GP	00

REVISIONS

P	LTR	DESCRIPTION	DATE	DWN	APVD
	-	SEE SHEET 1	-	-	-

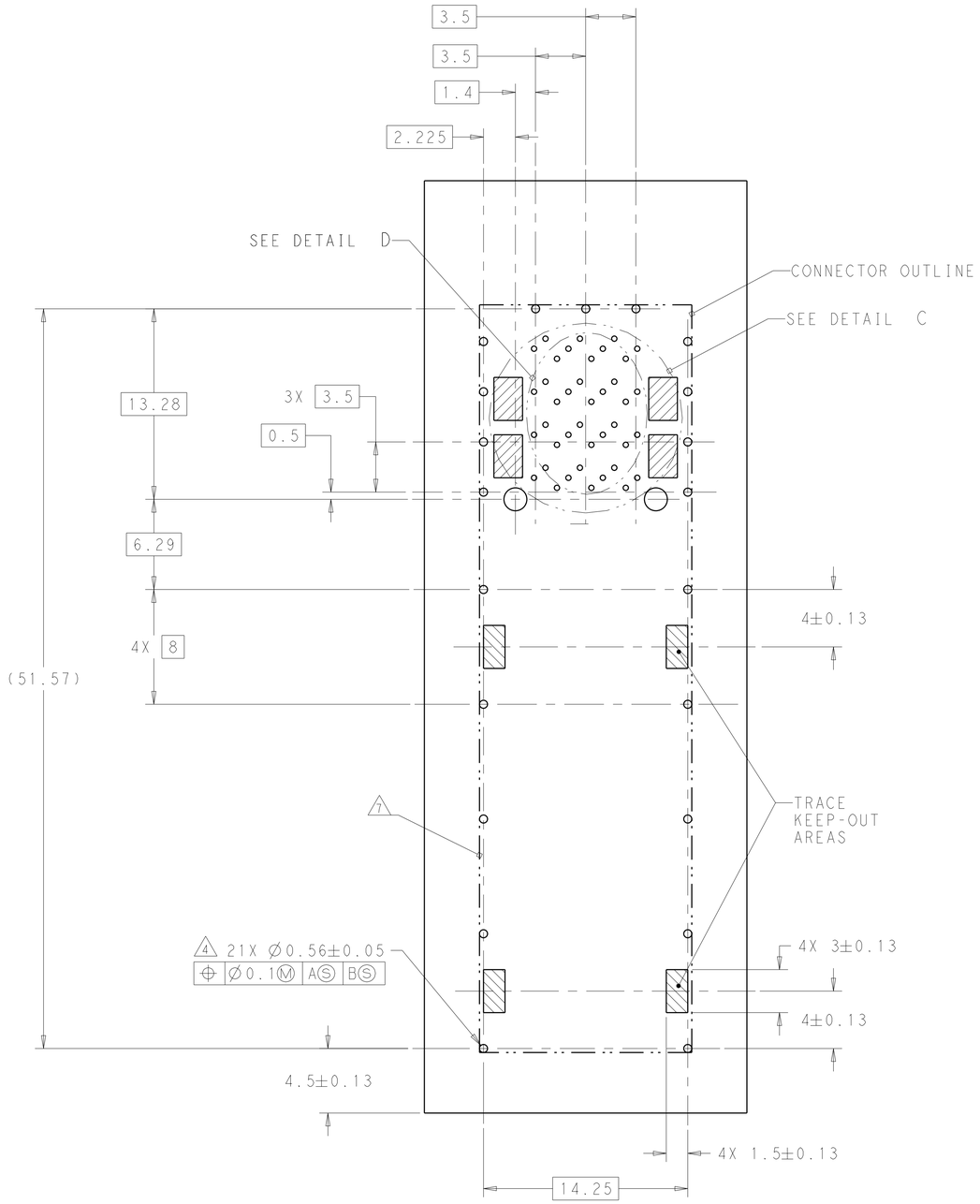

RECOMMENDED PCB LAYOUT
SCALE 5:1

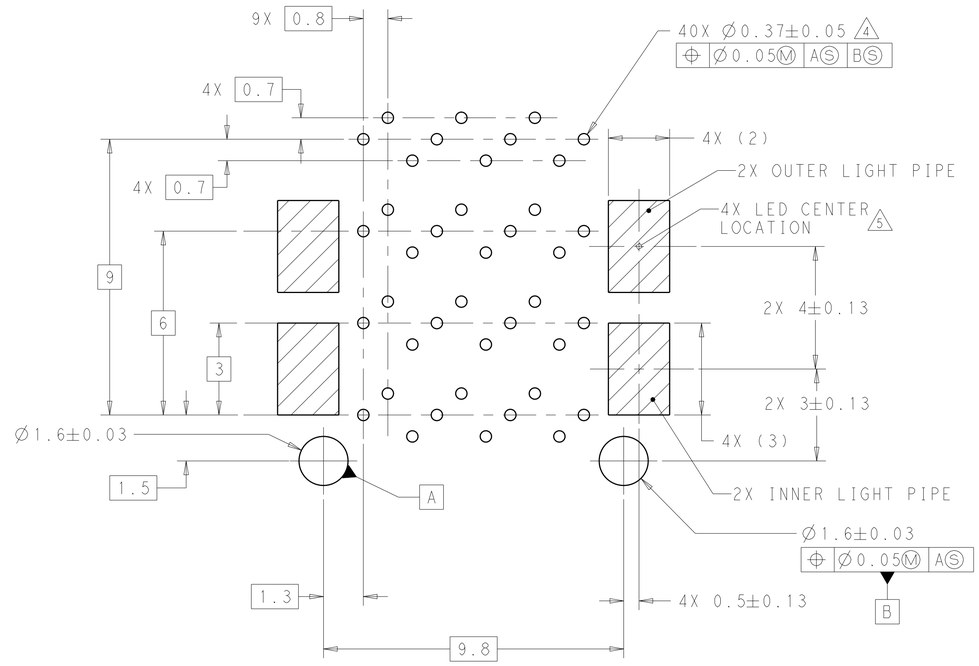

DETAIL C
RECOMMENDED PIN AND LIGHT PIPE LAYOUT
SCALE 10:1

THIS DRAWING IS A CONTROLLED DOCUMENT.

DIMENSIONS: mm

TOLERANCES UNLESS OTHERWISE SPECIFIED:
0 PLC ±0.25
1 PLC ±0.25
2 PLC ±0.25
3 PLC ±0.25
4 PLC ±-
ANGLES ±5°

MATERIAL SEE NOTES
FINISH SEE NOTES

DWN	J.WANG	26FEB2019
CHK	S.HAN	26FEB2019
APVD	S.HAN	26FEB2019
PRODUCT SPEC	108-2481	
APPLICATION SPEC	114-13319	
WEIGHT	-	

TE Connectivity

NAME RECEPTACLE ASSEMBLY, 2X1, STACKED, SFP56

SIZE	CAGE CODE	DRAWING NO	RESTRICTED TO
A1	00779	C-2349202	-

CUSTOMER DRAWING | SCALE 4:1 | SHEET 3 OF 4 | REV A

4805 (3/11)

THIS DRAWING IS UNPUBLISHED. RELEASED FOR PUBLICATION 20
© COPYRIGHT 20 BY - ALL RIGHTS RESERVED.

LOC	DIST
GP	00

REVISIONS

P	LTR	DESCRIPTION	DATE	DWN	APVD
	-	SEE SHEET 1	-	-	-

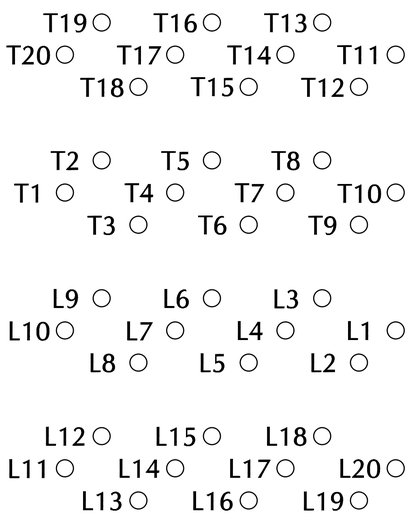

DETAIL D
PIN MAP
SCALE 15:1

PIN MAP LEGEND	
PIN NUMBER	FUNCTION
L1/T1	VEET
L2/T2	TX-FAULT
L3/T3	TX-DISABLE
L4/T4	SDA
L5/T5	SCL
L6/T6	MOD_ABS
L7/T7	RSO
L8/T8	RX_LOS
L9/T9	RS1
L10/T10	VEER
L11/T11	VEER
L12/T12	RD-
L13/T13	RD+
L14/T14	VEER
L15/T15	VCCR
L16/T16	VCCT
L17/T17	VEET
L18/T18	TD+
L19/T19	TD-
L20/T20	VEET

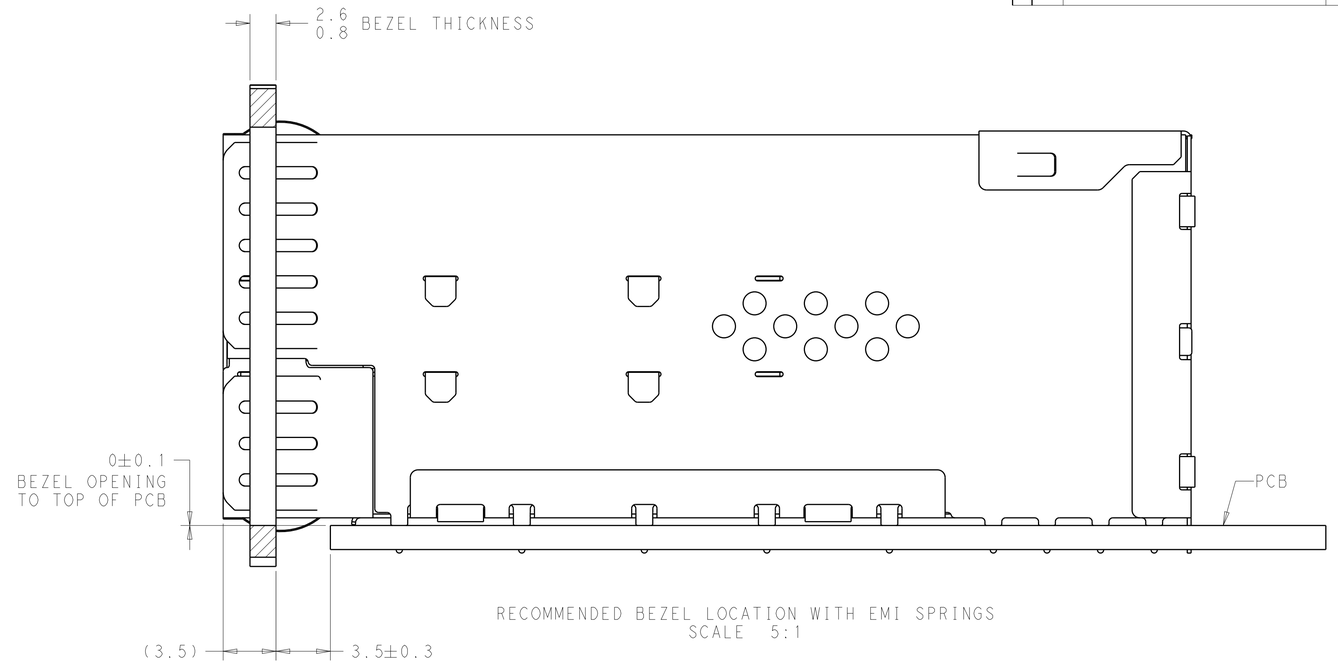

RECOMMENDED BEZEL LOCATION WITH EMI SPRINGS
SCALE 5:1

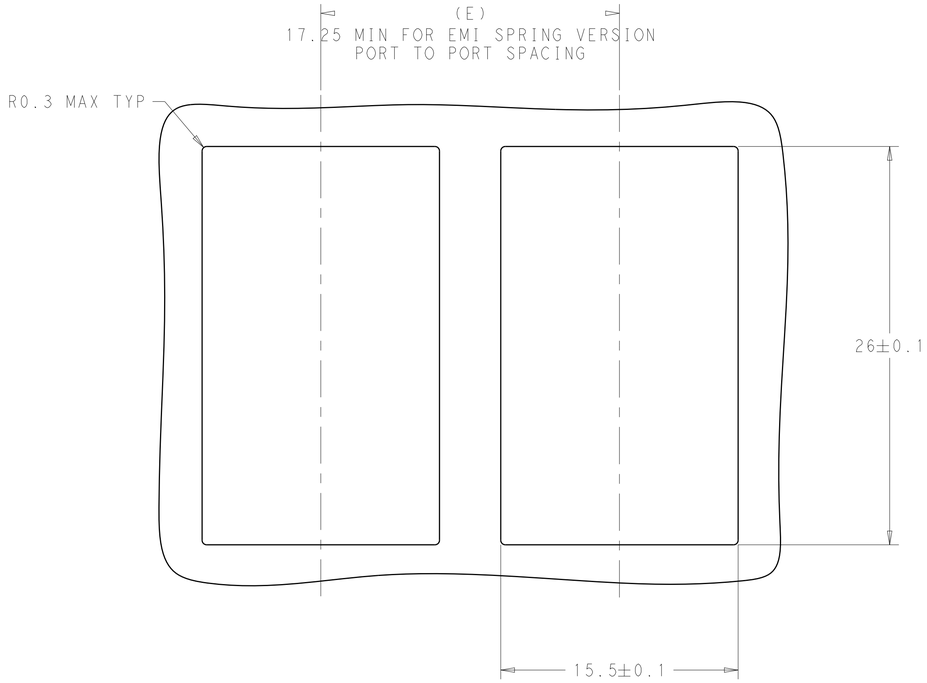

RECOMMENDED BEZEL CUT-OUT DETAIL
SCALE 5:1

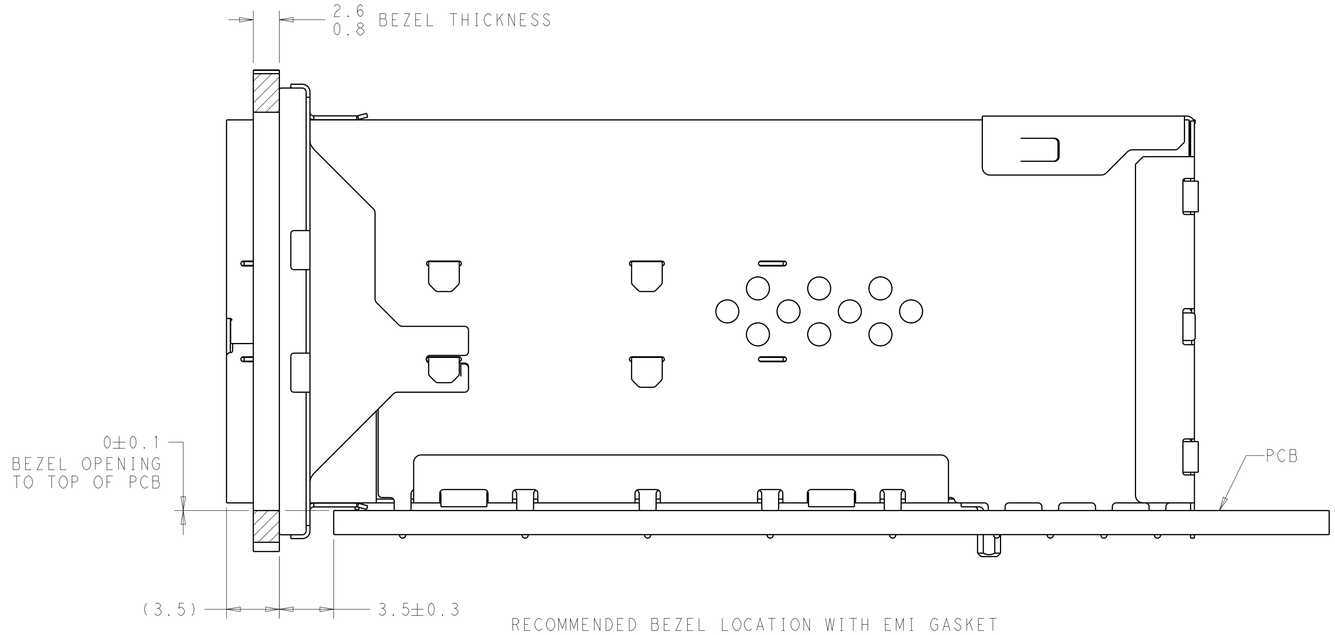

RECOMMENDED BEZEL LOCATION WITH EMI GASKET
SCALE 5:1

THIS DRAWING IS A CONTROLLED DOCUMENT.

DIMENSIONS: mm

TOLERANCES UNLESS OTHERWISE SPECIFIED:
0 PLC ±0.25
1 PLC ±0.25
2 PLC ±0.25
3 PLC ±0.25
4 PLC ±
ANGLES ±5°

MATERIAL SEE NOTES
FINISH SEE NOTES

DWN	J.WANG	26FEB2019
CHK	S.HAN	26FEB2019
APVD	S.HAN	26FEB2019
PRODUCT SPEC	108-2481	
APPLICATION SPEC	114-13319	
WEIGHT	-	

TE Connectivity

NAME RECEPTACLE ASSEMBLY, 2X1, STACKED, SFP56

SIZE	CAGE CODE	DRAWING NO	RESTRICTED TO
A1	00779	C-2349202	-

CUSTOMER DRAWING | SCALE 4:1 | SHEET 4 OF 4 | REV A

4805 (3/11)

Компания «ЭлектроПласт» предлагает заключение долгосрочных отношений при поставках импортных электронных компонентов на взаимовыгодных условиях!

Наши преимущества:

- Оперативные поставки широкого спектра электронных компонентов отечественного и импортного производства напрямую от производителей и с крупнейших мировых складов;
- Поставка более 17-ти миллионов наименований электронных компонентов;
- Поставка сложных, дефицитных, либо снятых с производства позиций;
- Оперативные сроки поставки под заказ (от 5 рабочих дней);
- Экспресс доставка в любую точку России;
- Техническая поддержка проекта, помощь в подборе аналогов, поставка прототипов;
- Система менеджмента качества сертифицирована по Международному стандарту ISO 9001;
- Лицензия ФСБ на осуществление работ с использованием сведений, составляющих государственную тайну;
- Поставка специализированных компонентов (Xilinx, Altera, Analog Devices, Intersil, Interpoint, Microsemi, Aeroflex, Peregrine, Syfer, Eurofarad, Texas Instrument, Miteq, Cobham, E2V, MA-COM, Hittite, Mini-Circuits,General Dynamics и др.);

Помимо этого, одним из направлений компании «ЭлектроПласт» является направление «Источники питания». Мы предлагаем Вам помощь Конструкторского отдела:

- Подбор оптимального решения, техническое обоснование при выборе компонента;
- Подбор аналогов;
- Консультации по применению компонента;
- Поставка образцов и прототипов;
- Техническая поддержка проекта;
- Защита от снятия компонента с производства.

Как с нами связаться

Телефон: 8 (812) 309 58 32 (многоканальный)
Факс: 8 (812) 320-02-42
Электронная почта: org@eplast1.ru
Адрес: 198099, г. Санкт-Петербург, ул. Калинина, дом 2, корпус 4, литера А.