



Patent pending CFSA35606P



CFSA35606P1

The CFSA35606P/CFSA35606P1 is a low PIM indoor wideband omnidirectional low-profile ceiling mount antenna. It is designed to provide pattern coverage that is optimized for indoor coverage requirements at 350-520, 600-960, 1350-1550, and 1690-6000 MHz for the UHF, 4G LTE, 2G/3G Cellular, UMTS/AWS-3, CBRS, and the Wi-Fi frequency bands. The CFSA35606P/CFSA35606P1 are applicable for environments where aesthetics and wide-angle coverage are necessary for successful wireless deployment. The surprisingly small size and extreme low profile enables maximum mounting flexibility while maintaining desired in-building aesthetics.

FEATURES AND BENEFITS

- Ultra-low profile
- Public safety iDAS
- Optimized performance using Laird proprietary tools
- Aesthetically-neutral housing
- Supports AWS-3 frequency band
- Mounts directly and easily to ceiling tile (CFSA35606P1 is for hard ceiling mounting)

APPLICATIONS

- FirstNet/Public Safety
- In-building DAS

ELECTRICAL SPECIFICATIONS

Operating Frequency (MHz)	350-380	380-520	600-698	698-806	806-894	894-960	1350-1550	1690-1880	1850-1990	1910-2180	2300-2700	3300-4200	4900-5925	
Gain (dBi)	4.5	4.4	3.7	4.0	4.2	4.6	5.6	5.4	4.1	5.0	5.7	6.8	7.3	
VSWR- Avg.	1.9	1.7	1.7	1.5	1.3	1.5	1.3	1.4	1.4	1.4	1.5	1.4	1.7	
VSWR – Max	<2.5:1		<2.0:1											
PIM - 2x20W (dBc)	< -150		< -150								< -150			
Nominal Impedance (Ohms)	50													
Max Power - Ambient 25°C (W)	50													
Polarization	Horizontal													
Azimuth Beamwidth	360°, Omnidirectional													

MECHANICAL SPECIFICATIONS

Dimensions – height x diameter – mm (inches)	7.6 x 270 (0.30 x 10.6)
Weight – kg (lbs.)	0.46 (1.01)
Antenna Color	White
Radome Material	PC, UV Stable, UL 94-V0 Material

ENVIRONMENTAL SPECIFICATIONS

Operating Temperature – °C (°F)	-30 to +70°C (-22 to +158°F)
Storage Temperature – °C (°F)	-40 to +85°C (-40 to +185°F)
Material Substance Compliance	RoHS

CONFIGURATION

PART NUMBER	CABLE LENGTH	CONNECTOR	MOUNTING
CFSA35606P-30NF	30 cm (12")	Type N- female	Ceiling Tile
CFSA35606P-30D43F	30 cm (12")	4.3-10 female	Ceiling Tile
CFSA35606P1-30NF	30 cm (12")	Type N- female	Hard Ceiling
CFSA35606P1-30D43F	30 cm (12")	4.3-10 female	Hard Ceiling

MECHANICAL DRAWING

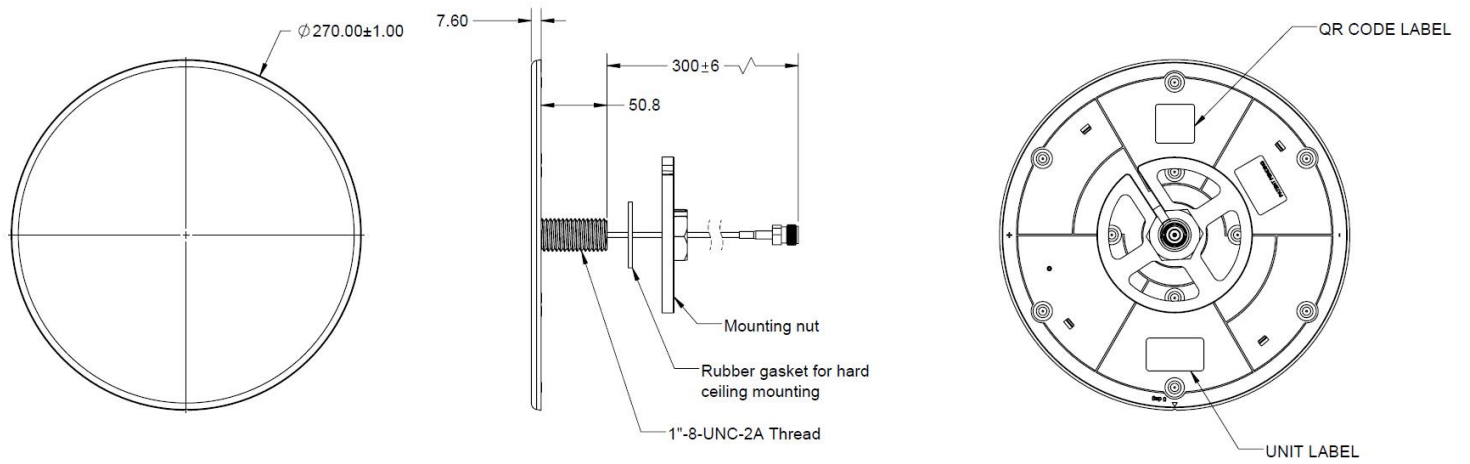


Figure 1: CFSA35606P Mechanical drawings

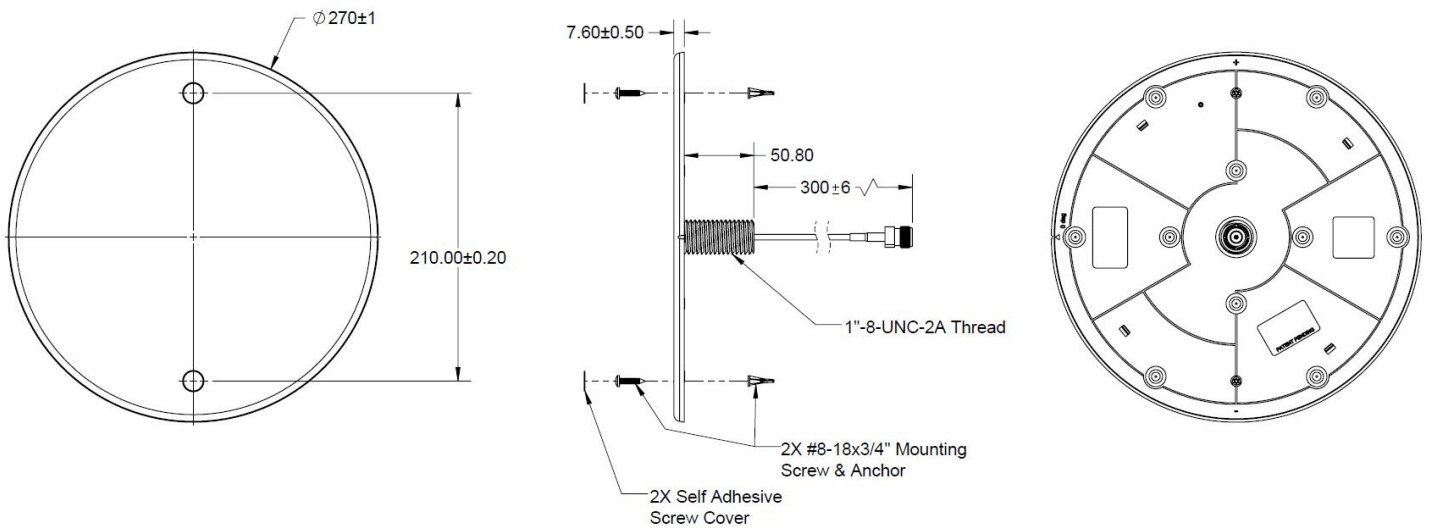
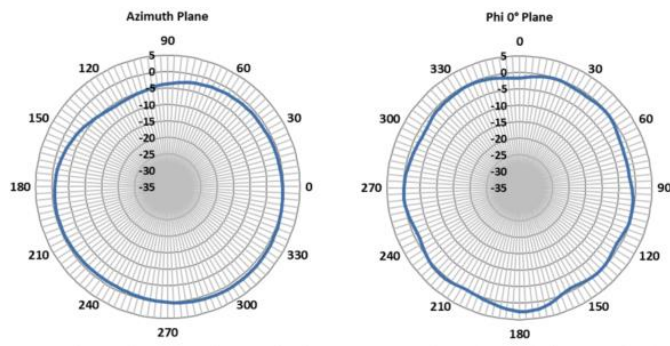
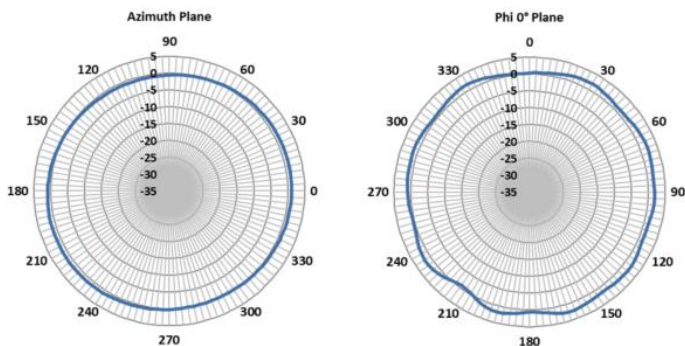


Figure 2: CFSA35606P1 Mechanical drawings

RADIATION PATTERNS

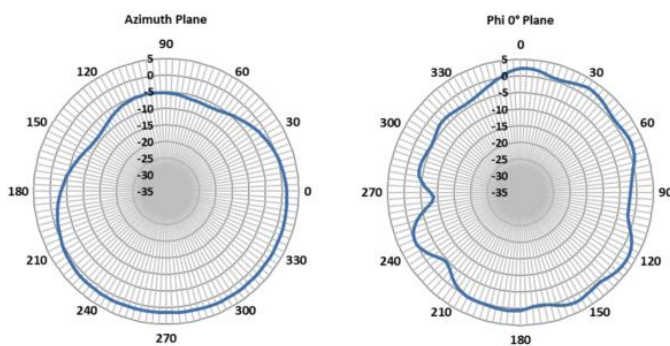
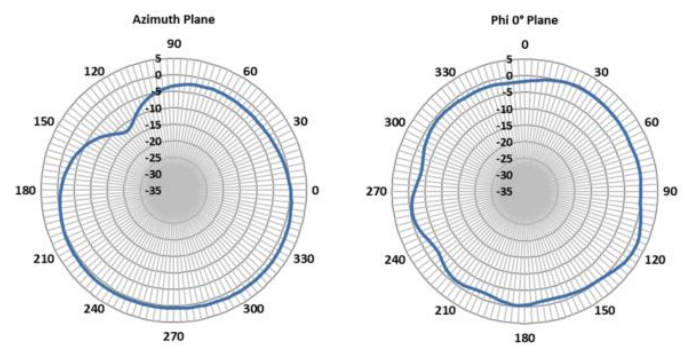
430 MHz

600 MHz



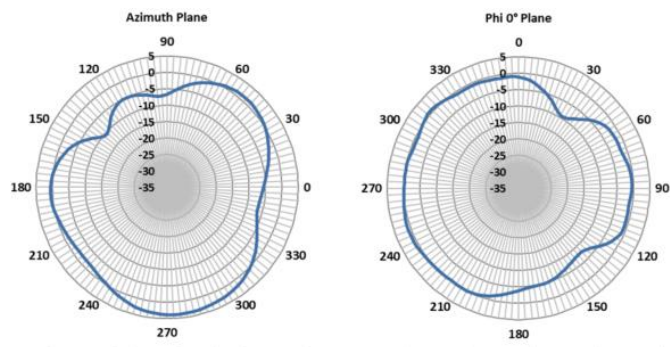
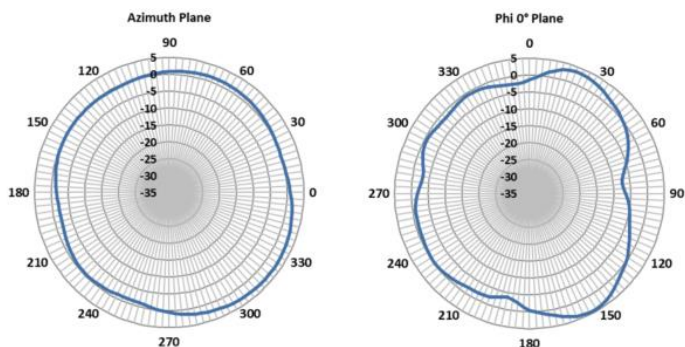
806 MHz

960 MHz



1500 MHz

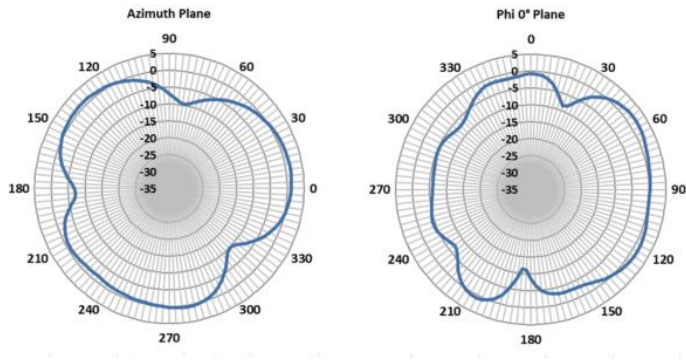
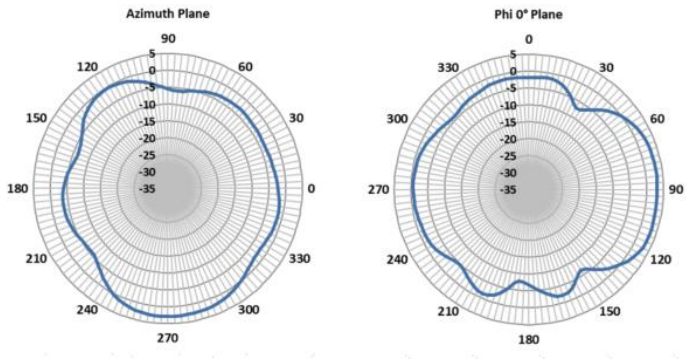
1850 MHz



RADIATION PATTERNS

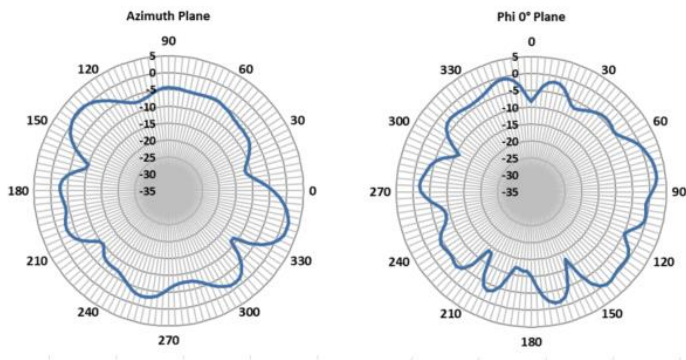
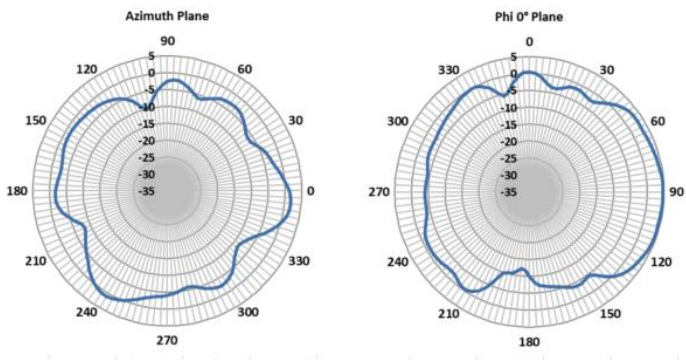
2170 MHz

2500 MHz



3500 MHz

5900 MHz



Note: Azimuth patterns represent 45° conic cuts.

Americas: +1.847.839.6925
IAS-AmericasSales@lairdtech.com
Europe: +44.1628.858941
IAS-EUSales@lairdtech.com
Asia: IAS-AsiaSales@lairdtech.com
Middle East and Africa: +44.1628.858941
IAS-MEASales@lairdtech.com
<https://connectivity.lairdtech.com/>

✓RoHS

Laird warrants to the original end user customer of its products that its products are free from defects in material and workmanship. Subject to conditions and limitations Laird will, at its option, either repair or replace any part of its products that prove defective because of improper workmanship or materials. This limited warranty is in force for the useful lifetime of the original end product into which the Laird product is installed. Useful lifetime of the original end product may vary but is not to exceed five (5) years from the original date of the end product purchase.

Any information furnished by Laird Inc. and its agents is believed to be accurate and reliable. All specifications are subject to change without notice. Responsibility for the use and application of Laird materials rests with the end user, since Laird and its agents cannot be aware of all potential uses. Laird makes no warranties as to the fitness, merchantability or suitability of any Laird materials or products for any specific or general uses. Laird shall not be liable for incidental or consequential damages of any kind. All Laird products are sold pursuant to the Laird Terms and Conditions of sale in effect from time to time, a copy of which will be furnished upon request.

© Copyright 2018 Laird Inc. All Rights Reserved. Laird, Laird Technologies, the Laird Logo, and other marks are trademarks or registered trademarks of Laird Inc. or an affiliate company thereof. Other product or service names may be the property of third parties. Nothing herein provides a license under any Laird or any third party intellectual property rights.





Компания «ЭлектроПласт» предлагает заключение долгосрочных отношений при поставках импортных электронных компонентов на взаимовыгодных условиях!

Наши преимущества:

- Оперативные поставки широкого спектра электронных компонентов отечественного и импортного производства напрямую от производителей и с крупнейших мировых складов;
- Поставка более 17-ти миллионов наименований электронных компонентов;
- Поставка сложных, дефицитных, либо снятых с производства позиций;
- Оперативные сроки поставки под заказ (от 5 рабочих дней);
- Экспресс доставка в любую точку России;
- Техническая поддержка проекта, помощь в подборе аналогов, поставка прототипов;
- Система менеджмента качества сертифицирована по Международному стандарту ISO 9001;
- Лицензия ФСБ на осуществление работ с использованием сведений, составляющих государственную тайну;
- Поставка специализированных компонентов (Xilinx, Altera, Analog Devices, Intersil, Interpoint, Microsemi, Aeroflex, Peregrine, Syfer, Eurofarad, Texas Instrument, Miteq, Cobham, E2V, MA-COM, Hittite, Mini-Circuits, General Dynamics и др.);

Помимо этого, одним из направлений компании «ЭлектроПласт» является направление «Источники питания». Мы предлагаем Вам помощь Конструкторского отдела:

- Подбор оптимального решения, техническое обоснование при выборе компонента;
- Подбор аналогов;
- Консультации по применению компонента;
- Поставка образцов и прототипов;
- Техническая поддержка проекта;
- Защита от снятия компонента с производства.



Как с нами связаться

Телефон: 8 (812) 309 58 32 (многоканальный)

Факс: 8 (812) 320-02-42

Электронная почта: org@eplast1.ru

Адрес: 198099, г. Санкт-Петербург, ул. Калинина, дом 2, корпус 4, литера А.