

Electrical Details

| | | |
|------------------------------|-----------------|--|
| Electrical Configuration | C Filter | |
| Capacitance Measurement | @ 1000hr Point | |
| Current Rating | 10A | |
| Insulation Resistance (IR) | 10GΩ or 1000ΩF | |
| Temperature Rating | -55°C to +125°C | |
| Ferrite Inductance (Typical) | Not Applicable | |

Mechanical Details

| | |
|----------------------|----------------------------------|
| Head Diameter | 6.0mm (0.236") |
| Nut A/F | N/A. For use in tapped hole |
| Washer Diameter | N/A |
| Mounting Torque | 0.3Nm (2.65lbf in) max. |
| Mounting Hole | M5 x 0.8 - 6h |
| Max. Panel Thickness | N/A |
| Weight (Typical) | 2.0g (0.07oz) |
| Finish | Silver plate on copper undercoat |

| Product Code | Capacitance (±20%) UOS | Dielectric | Rated Voltage (Vdc) | DWV (Vdc) | Typical No-Load Insertion Loss (dB) | | | | | | | | |
|-----------------|------------------------|------------|---------------------|-----------|-------------------------------------|--------|------|-------|--------|------|----|----|----|
| | | | | | 0.01MHz | 0.1MHz | 1MHz | 10MHz | 100MHz | 1GHz | | | |
| *SFLMC5000100ZC | 10pF -20% / +80% | COG/NP0 | 500# | 750 | | | | | | 4 | | | |
| SFLMC5000150ZC | 15pF -20% / +80% | | | | | | | | | | | 7 | |
| SFLMC5000220ZC | 22pF -20% / +80% | | | | | | | | | | | 10 | |
| SFLMC5000330ZC | 33pF -20% / +80% | | | | | | | | | | | 12 | |
| *SFLMC5000470ZC | 47pF -20% / +80% | | | | | | | | | | 1 | 15 | |
| *SFLMC5000680MC | 68pF | | | | | | | | | | 2 | 18 | |
| *SFLMC5000101MC | 100pF | | | | | | | | | | 4 | 22 | |
| SFLMC5000151MC | 150pF | | | | | | | | | | 7 | 25 | |
| *SFLMC5000221MC | 220pF | | | | | | | | | | 10 | 29 | |
| *SFLMC5000331MC | 330pF | | | | | | | | | | 13 | 33 | |
| *SFLMC5000471MX | 470pF | †X7R | 500# | 750 | | | | 1 | 16 | 35 | | | |
| SFLMC5000681MX | 680pF | | | | | | | | | 2 | 19 | 36 | |
| *SFLMC5000102MX | 1.0nF | X7R | 200 | 500 | | | | 4 | 23 | 41 | | | |
| SFLMC5000152MX | 1.5nF | | | | | | | | | 7 | 26 | 45 | |
| *SFLMC5000222MX | 2.2nF | | | | | | | | | 10 | 30 | 50 | |
| SFLMC5000332MX | 3.3nF | | | | | | | | | 13 | 33 | 52 | |
| *SFLMC5000472MX | 4.7nF | | | | | | | | | 1 | 16 | 36 | 55 |
| SFLMC5000682MX | 6.8nF | | | | | | | | | 2 | 19 | 39 | 57 |
| *SFLMC5000103MX | 10nF | | | | | | | | | 4 | 22 | 41 | 60 |
| *SFLMC5000153MX | 15nF | | | | | | | | | 7 | 25 | 44 | 62 |
| *SFLMC5000223MX | 22nF | | | | | | | | | 10 | 29 | 46 | 65 |
| SFLMC5000333MX | 33nF | | | | | | | | | 13 | 33 | 48 | 68 |
| *SFLMC2000473MX | 47nF | | 50 | 125 | | 1 | 16 | 35 | 50 | 70 | | | |
| SFLMC2000683MX | 68nF | | 100 | 250 | | 2 | 19 | 39 | 54 | >70 | | | |
| *SFLMC1000104MX | 100nF | | 50 | 125 | | 4 | 22 | 41 | 57 | >70 | | | |
| *SFLMC0500154MX | 150nF | | | | | 7 | 25 | 45 | 60 | >70 | | | |

Also rated for operation at 115Vac 400Hz. Self-heating will occur – evaluation in situ recommended. * Recommended values. † Also available in COG/NP0.

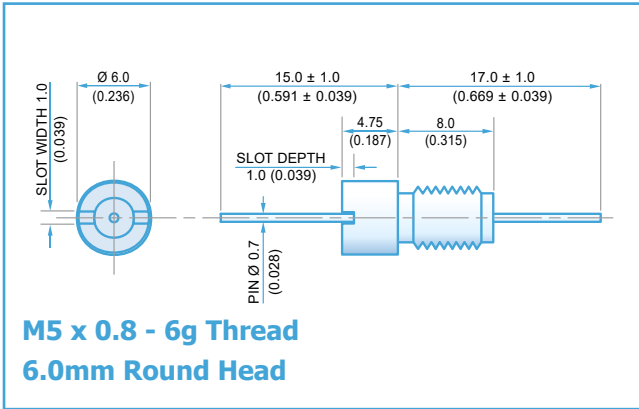

Ordering Information - SFLMC range

| SF | L | M | C | 500 | 0101 | M | C | O |
|--------------|------------|--------|--------------------------|---|---|---------------------------------------|--------------------------------------|--------------------|
| Type | Case style | Thread | Electrical configuration | Voltage (dc) | Capacitance in picofarads (pF) | Tolerance | Dielectric | Nuts & Washers |
| Syfer Filter | 6.0mm O.D. | M5 | C = C Filter | 050 = 50V 100 = 100V 200 = 200V 500 = 500V | First digit is 0. Second and third digits are significant figures of capacitance code. The fourth digit is number of zeros following Example: 0101 = 100pF 0332 = 3300pF | M = ±20% Z = -20+80% | C = COG/NP0 X = X7R | O = Without |

Note: Installation tool available on request

Note: The addition of a 4-digit numerical suffix code can be used to denote changes to the standard part.

Options include for example: change of finish / alternative voltage rating / non-standard intermediate capacitance values / test requirements. Please refer specific requests to the factory.



| Electrical Details | |
|------------------------------|----------------------------------|
| Electrical Configuration | L-C Filter |
| Capacitance Measurement | @ 1000hr Point |
| Current Rating | 10A |
| Insulation Resistance (IR) | 10GΩ or 1000ΩF |
| Temperature Rating | -55°C to +125°C |
| Ferrite Inductance (Typical) | 500nH |
| Mechanical Details | |
| Head Diameter | 6.0mm (0.236") |
| Nut A/F | N/A. For use in tapped hole |
| Washer Diameter | N/A |
| Mounting Torque | 0.3Nm (2.65lbf in) max. |
| Mounting Hole | M5 x 0.8 - 6h |
| Max. Panel Thickness | N/A |
| Weight (Typical) | 2.0g (0.07oz) |
| Finish | Silver plate on copper undercoat |

| Product Code | Capacitance (±20%) UOS | Dielectric | Rated Voltage (Vdc) | DWV (Vdc) | Typical No-Load Insertion Loss (dB) | | | | | | | |
|-----------------|------------------------|------------|---------------------|-----------|-------------------------------------|--------|------|-------|--------|------|----|----|
| | | | | | 0.01MHz | 0.1MHz | 1MHz | 10MHz | 100MHz | 1GHz | | |
| *SFLML5000100ZC | 10pF -20% / +80% | COG/NPO | 500# | 750 | | | | | | 6 | | |
| SFLML5000150ZC | 15pF -20% / +80% | | | | | | | | | | 9 | |
| SFLML5000220ZC | 22pF -20% / +80% | | | | | | | | | | 12 | |
| SFLML5000330ZC | 33pF -20% / +80% | | | | | | | | | | 1 | 15 |
| *SFLML5000470ZC | 47pF -20% / +80% | | | | | | | | | | 2 | 19 |
| *SFLML5000680MC | 68pF | | | | | | | | | | 4 | 20 |
| *SFLML5000101MC | 100pF | | | | | | | | | | 7 | 24 |
| SFLML5000151MC | 150pF | | | | | | | | | | 10 | 27 |
| *SFLML5000221MC | 220pF | | | | | | | | | | 12 | 30 |
| *SFLML5000331MC | 330pF | | | | | | | | | | | |
| *SFLML5000471MX | 470pF | †X7R | | | | | 1 | 16 | 34 | | | |
| SFLML5000681MX | 680pF | | | | | | 2 | 19 | 38 | | | |
| *SFLML5000102MX | 1.0nF | X7R | 200 | 500 | | | | | | | | |
| SFLML5000152MX | 1.5nF | | | | | | | | | | | |
| *SFLML5000222MX | 2.2nF | | | | | | | | | | | |
| SFLML5000332MX | 3.3nF | | | | | | | | | | | |
| *SFLML5000472MX | 4.7nF | | | | | | | | | | | |
| SFLML5000682MX | 6.8nF | | | | | | | | | | | |
| *SFLML5000103MX | 10nF | | | | | | | | | | | |
| *SFLML5000153MX | 15nF | | | | | | | | | | | |
| *SFLML5000223MX | 22nF | | | | | | | | | | | |
| SFLML5000333MX | 33nF | | | | | | | | | | | |
| *SFLML2000473MX | 47nF | | | | | | | | | | | |
| SFLML2000683MX | 68nF | | | | | | | | | | | |
| *SFLML1000104MX | 100nF | | | | | | | | | | | |
| *SFLML0500154MX | 150nF | | | | | | | | | | | |

Also rated for operation at 115Vac 400Hz. Self-heating will occur – evaluation in situ recommended. * Recommended values. † Also available in COG/NPO.

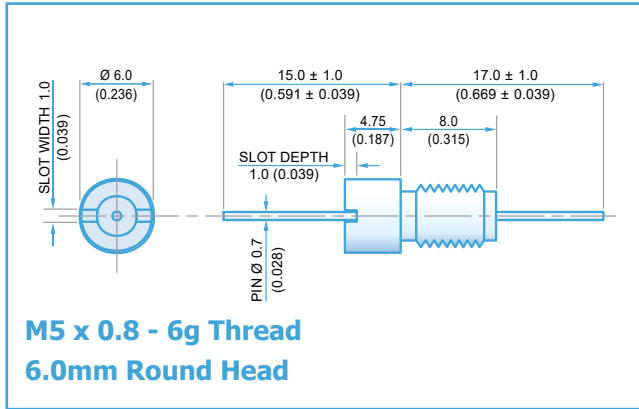

Ordering Information - SFLML range

| SF | L | M | L | 500 | 0101 | M | C | 0 |
|--------------|------------|--------|--------------------------|---|--|---------------------------------------|--------------------------------------|--------------------|
| Type | Case style | Thread | Electrical configuration | Voltage (dc) | Capacitance in picofarads (pF) | Tolerance | Dielectric | Nuts & Washers |
| Syfer Filter | 6.0mm O.D. | M5 | L = L-C Filter | 050 = 50V 100 = 100V 200 = 200V 500 = 500V | First digit is 0. Second and third digits are significant figures of capacitance code. The fourth digit is number of zeros following Example: 0101 = 100pF 0332 = 3300pF | M = ±20% Z = -20+80% | C = COG/NPO X = X7R | 0 = Without |

Note: Installation tool available on request

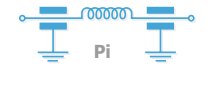
Note: The addition of a 4-digit numerical suffix code can be used to denote changes to the standard part.

Options include for example: change of finish / alternative voltage rating / non-standard intermediate capacitance values / test requirements. Please refer specific requests to the factory.



Electrical Details

| | |
|------------------------------|-----------------|
| Electrical Configuration | Pi Filter |
| Capacitance Measurement | @ 1000hr Point |
| Current Rating | 10A |
| Insulation Resistance (IR) | 10GΩ or 1000ΩF |
| Temperature Rating | -55°C to +125°C |
| Ferrite Inductance (Typical) | 250nH |



Mechanical Details

| | |
|----------------------|----------------------------------|
| Head Diameter | 6.0mm (0.236") |
| Nut A/F | N/A. For use in tapped hole |
| Washer Diameter | N/A |
| Mounting Torque | 0.3Nm (2.65lbf in) max. |
| Mounting Hole | M5 x 0.8 - 6h |
| Max. Panel Thickness | N/A |
| Weight (Typical) | 2.0g (0.07oz) |
| Finish | Silver plate on copper undercoat |

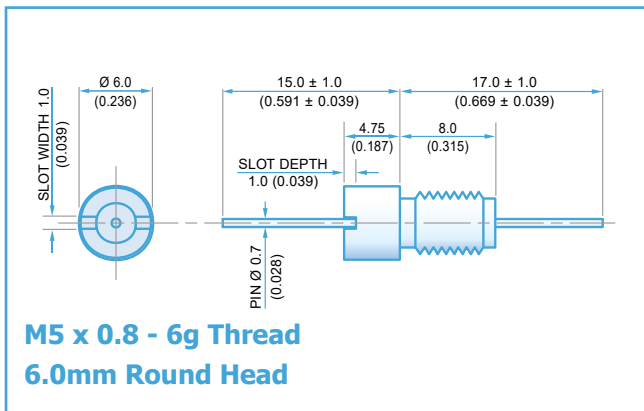
| Product Code | Capacitance (±20%) UOS | Dielectric | Rated Voltage (Vdc) | DWV (Vdc) | Typical No-Load Insertion Loss (dB) | | | | | | | | | |
|-----------------|------------------------|------------|---------------------|-----------|-------------------------------------|--------|------|-------|--------|------|-----|-----|-----|-----|
| | | | | | 0.01MHz | 0.1MHz | 1MHz | 10MHz | 100MHz | 1GHz | | | | |
| *SFLMP5000200ZC | 20pF -20% / +80% | COG/NP0 | 500# | 750 | | | | | 1 | 11 | | | | |
| SFLMP5000300ZC | 30pF -20% / +80% | | | | | | | | | | 2 | 15 | | |
| SFLMP5000440ZC | 44pF -20% / +80% | | | | | | | | | | 3 | 19 | | |
| SFLMP5000660ZC | 66pF -20% / +80% | | | | | | | | | | 4 | 23 | | |
| *SFLMP5000940ZC | 94pF -20% / +80% | | | | | | | | | | 6 | 29 | | |
| *SFLMP500136PMC | 136pF | | | | | | | | | | 8 | 35 | | |
| *SFLMP5000201MC | 200pF | | | | | | | | | | 11 | 41 | | |
| SFLMP5000301MC | 300pF | | | | | | | | | 1 | 15 | 50 | | |
| *SFLMP5000441MC | 440pF | | | | | | | | | 2 | 20 | 57 | | |
| *SFLMP5000661MC | 660pF | | | | | | | | | 3 | 25 | 65 | | |
| *SFLMP5000941MX | 940pF | †X7R | 500# | 750 | | | | 5 | 31 | 68 | | | | |
| SFLMP5001N36MX | 1.36nF | | | | | | | | | 7 | 37 | >70 | | |
| *SFLMP5000202MX | 2nF | X7R | 500# | 750 | | | | 10 | 44 | >70 | | | | |
| SFLMP5000302MX | 3nF | | | | | | | | | 13 | 51 | >70 | | |
| *SFLMP5000442MX | 4.4nF | | | | | | | | | 1 | 17 | 59 | >70 | |
| SFLMP5000662MX | 6.6nF | | | | | | | | | 2 | 21 | 64 | >70 | |
| *SFLMP5000942MX | 9.4nF | | | | | | | | | 4 | 27 | 68 | >70 | |
| SFLMP50013N6MX | 13.6nF | | | | | | | | | 6 | 34 | >70 | >70 | |
| *SFLMP5000203MX | 20nF | | | | | | | | | 9 | 40 | >70 | >70 | |
| *SFLMP5000303MX | 30nF | | | | | | | | | 12 | 48 | >70 | >70 | |
| *SFLMP5000443MX | 44nF | | | | | | | | | 1 | 14 | 54 | >70 | >70 |
| SFLMP5000663MX | 66nF | | | | | | | | | 2 | 17 | 63 | >70 | >70 |
| *SFLMP2000943MX | 94nF | | 200 | 500 | | | 4 | 18 | 68 | >70 | >70 | | | |
| SFLMP200136NMX | 136nF | | | | | | 8 | 25 | >70 | >70 | >70 | | | |
| *SFLMP1000204MX | 200nF | | 100 | 250 | | | 10 | 27 | >70 | >70 | >70 | | | |
| *SFLMP0500304MX | 300nF | | 50 | 125 | | | 13 | 30 | >70 | >70 | >70 | | | |

Also rated for operation at 115Vac 400Hz. Self-heating will occur – evaluation in situ recommended. * Recommended values. † Also available in COG/NP0.

Ordering Information - SFLMP range

| SF | L | M | P | 050 | 0304 | M | X | O |
|--------------|------------|--------|--------------------------|---|---|---------------------------------------|--------------------------------------|--------------------|
| Type | Case style | Thread | Electrical configuration | Voltage (dc) | Capacitance in picofarads (pF) | Tolerance | Dielectric | Nuts & Washers |
| Syfer Filter | 6.0mm O.D. | M5 | P = Pi Filter | 050 = 50V 100 = 100V 200 = 200V 500 = 500V | First digit is 0. Second and third digits are significant figures of capacitance code. The fourth digit is number of zeros following Example: 0101 = 100pF 0332 = 3300pF | M = ±20% Z = -20+80% | C = COG/NP0 X = X7R | O = Without |

Note: Installation tool available on request
Note: The addition of a 4-digit numerical suffix code can be used to denote changes to the standard part.
Options include for example: change of finish / alternative voltage rating / non-standard intermediate capacitance values / test requirements. Please refer specific requests to the factory.



| Electrical Details | |
|------------------------------|----------------------------------|
| Electrical Configuration | T Filter |
| Capacitance Measurement | @ 1000hr Point |
| Current Rating | 10A |
| Insulation Resistance (IR) | 10GΩ or 1000ΩF |
| Temperature Rating | -55°C to +125°C |
| Ferrite Inductance (Typical) | 450nH |
| Mechanical Details | |
| Head Diameter | 6.0mm (0.236") |
| Nut A/F | N/a. For use in tapped hole |
| Washer Diameter | N/a |
| Mounting Torque | 0.3Nm (2.65lbf in) max. |
| Mounting Hole | M5 x 0.8 - 6h |
| Max. Panel Thickness | N/a |
| Weight (Typical) | 2.0g (0.07oz) |
| Finish | Silver plate on copper undercoat |

| Product Code | Capacitance (±20%) UOS | Dielectric | Rated Voltage (Vdc) | DWV (Vdc) | Typical No-Load Insertion Loss (dB) | | | | | | | |
|-----------------|------------------------|------------|---------------------|-----------|-------------------------------------|--------|------|-------|--------|------|----|----|
| | | | | | 0.01MHz | 0.1MHz | 1MHz | 10MHz | 100MHz | 1GHz | | |
| *SFLMT5000100ZC | 10pF -20% / +80% | COG/NPO | 500# | 750 | | | | | | 9 | | |
| SFLMT5000150ZC | 15pF -20% / +80% | | | | | | | | | | | 11 |
| SFLMT5000220ZC | 22pF -20% / +80% | | | | | | | | | | 1 | 14 |
| SFLMT5000330ZC | 33pF -20% / +80% | | | | | | | | | | 2 | 18 |
| *SFLMT5000470ZC | 47pF -20% / +80% | | | | | | | | | | 4 | 20 |
| *SFLMT5000680MC | 68pF | | | | | | | | | | 6 | 23 |
| *SFLMT5000101MC | 100pF | | | | | | | | | | 9 | 27 |
| SFLMT5000151MC | 150pF | | | | | | | | | | 12 | 30 |
| *SFLMT5000221MC | 220pF | | | | | | | | | | 15 | 33 |
| *SFLMT5000331MC | 330pF | | | | | | | | | | | |
| *SFLMT5000471MX | 470pF | †X7R | | | | | 1 | 19 | 36 | | | |
| SFLMT5000681MX | 680pF | | | | | | 2 | 21 | 40 | | | |
| *SFLMT5000102MX | 1.0nF | X7R | 200 | 500 | | | | | | | | |
| SFLMT5000152MX | 1.5nF | | | | | | | | | | | |
| *SFLMT5000222MX | 2.2nF | | | | | | | | | | | |
| SFLMT5000332MX | 3.3nF | | | | | | | | | | | |
| *SFLMT5000472MX | 4.7nF | | | | | | | | | | | |
| SFLMT5000682MX | 6.8nF | | | | | | | | | | | |
| *SFLMT5000103MX | 10nF | | | | | | | | | | | |
| *SFLMT5000153MX | 15nF | | | | | | | | | | | |
| *SFLMT5000223MX | 22nF | | | | | | | | | | | |
| SFLMT5000333MX | 33nF | | | | | | | | | | | |
| *SFLMT2000473MX | 47nF | | | | | | | | | | | |
| *SFLMT2000683MX | 68nF | | | | | | | | | | | |
| *SFLMT1000104MX | 100nF | | | | | | | | | | | |
| *SFLMT0500154MX | 150nF | | | | | | | | | | | |

Also rated for operation at 115Vac 400Hz. Self-heating will occur – evaluation in situ recommended. * Recommended values. † Also available in COG/NPO.

Ordering Information - SFLMT range

| SF | L | M | T | 500 | 0101 | M | C | 0 |
|--------------|------------|--------|--------------------------|---|--|---------------------------------------|--------------------------------------|--------------------|
| Type | Case style | Thread | Electrical configuration | Voltage (dc) | Capacitance in picofarads (pF) | Tolerance | Dielectric | Nuts & Washers |
| Syfer Filter | 6.0mm O.D. | M5 | T = T Filter | 050 = 50V 100 = 100V 200 = 200V 500 = 500V | First digit is 0. Second and third digits are significant figures of capacitance code. The fourth digit is number of zeros following Example: 0101 = 100pF 0332 = 3300pF | M = ±20% Z = -20+80% | C = COG/NPO X = X7R | 0 = Without |

Note: Installation tool available on request

Note: The addition of a 4-digit numerical suffix code can be used to denote changes to the standard part.

Options include for example: change of finish / alternative voltage rating / non-standard intermediate capacitance values / test requirements. Please refer specific requests to the factory.



Компания «ЭлектроПласт» предлагает заключение долгосрочных отношений при поставках импортных электронных компонентов на взаимовыгодных условиях!

Наши преимущества:

- Оперативные поставки широкого спектра электронных компонентов отечественного и импортного производства напрямую от производителей и с крупнейших мировых складов;
- Поставка более 17-ти миллионов наименований электронных компонентов;
- Поставка сложных, дефицитных, либо снятых с производства позиций;
- Оперативные сроки поставки под заказ (от 5 рабочих дней);
- Экспресс доставка в любую точку России;
- Техническая поддержка проекта, помощь в подборе аналогов, поставка прототипов;
- Система менеджмента качества сертифицирована по Международному стандарту ISO 9001;
- Лицензия ФСБ на осуществление работ с использованием сведений, составляющих государственную тайну;
- Поставка специализированных компонентов (Xilinx, Altera, Analog Devices, Intersil, Interpoint, Microsemi, Aeroflex, Peregrine, Syfer, Eurofarad, Texas Instrument, Miteq, Cobham, E2V, MA-COM, Hittite, Mini-Circuits, General Dynamics и др.);

Помимо этого, одним из направлений компании «ЭлектроПласт» является направление «Источники питания». Мы предлагаем Вам помощь Конструкторского отдела:

- Подбор оптимального решения, техническое обоснование при выборе компонента;
- Подбор аналогов;
- Консультации по применению компонента;
- Поставка образцов и прототипов;
- Техническая поддержка проекта;
- Защита от снятия компонента с производства.



Как с нами связаться

Телефон: 8 (812) 309 58 32 (многоканальный)

Факс: 8 (812) 320-02-42

Электронная почта: org@eplast1.ru

Адрес: 198099, г. Санкт-Петербург, ул. Калинина, дом 2, корпус 4, литера А.