

Electrical Details

Electrical Configuration	C Filter
Capacitance Measurement	@ 1000hr Point
Current Rating	10A
Insulation Resistance (IR)	10GΩ or 1000ΩF
Temperature Rating	-55°C to +125°C
Ferrite Inductance (Typical)	Not Applicable



Mechanical Details

Head Diameter	6.0mm (0.236")
Nut A/F	N/A. For use in tapped hole
Washer Diameter	N/A
Mounting Torque	0.3Nm (2.65lbf in) max.
Mounting Hole	M5 x 0.8 - 6h
Max. Panel Thickness	N/A
Weight (Typical)	2.0g (0.07oz)
Finish	Silver plate on copper undercoat

Product Code	Capacitance (±20%) UOS	Dielectric	Rated Voltage (Vdc)	DWV (Vdc)	Typical No-Load Insertion Loss (dB)								
					0.01MHz	0.1MHz	1MHz	10MHz	100MHz	1GHz			
*SFLMC5000100ZC	10pF -20% / +80%	COG/NP0	500#	750						4			
SFLMC5000150ZC	15pF -20% / +80%											7	
SFLMC5000220ZC	22pF -20% / +80%											10	
SFLMC5000330ZC	33pF -20% / +80%											12	
*SFLMC5000470ZC	47pF -20% / +80%										1	15	
*SFLMC5000680MC	68pF										2	18	
*SFLMC5000101MC	100pF										4	22	
SFLMC5000151MC	150pF										7	25	
*SFLMC5000221MC	220pF										10	29	
*SFLMC5000331MC	330pF										13	33	
*SFLMC5000471MX	470pF	†X7R	500#	750				1	16	35			
SFLMC5000681MX	680pF									2	19	36	
*SFLMC5000102MX	1.0nF	X7R	200	500				4	23	41			
SFLMC5000152MX	1.5nF									7	26	45	
*SFLMC5000222MX	2.2nF									10	30	50	
SFLMC5000332MX	3.3nF									13	33	52	
*SFLMC5000472MX	4.7nF									1	16	36	55
SFLMC5000682MX	6.8nF									2	19	39	57
*SFLMC5000103MX	10nF									4	22	41	60
*SFLMC5000153MX	15nF									7	25	44	62
*SFLMC5000223MX	22nF									10	29	46	65
SFLMC5000333MX	33nF									13	33	48	68
*SFLMC2000473MX	47nF		50	125		1	16	35	50	70			
SFLMC2000683MX	68nF		100	250		2	19	39	54	>70			
*SFLMC1000104MX	100nF		200	500		4	22	41	57	>70			
*SFLMC0500154MX	150nF		500	750		7	25	45	60	>70			

Also rated for operation at 115Vac 400Hz. Self-heating will occur – evaluation in situ recommended. * Recommended values. † Also available in COG/NP0.

Ordering Information - SFLMC range

SF	L	M	C	500	0101	M	C	0
Type	Case style	Thread	Electrical configuration	Voltage (dc)	Capacitance in picofarads (pF)	Tolerance	Dielectric	Nuts & Washers
Syfer Filter	6.0mm O.D.	M5	C = C Filter	050 = 50V 100 = 100V 200 = 200V 500 = 500V	First digit is 0. Second and third digits are significant figures of capacitance code. The fourth digit is number of zeros following Example: 0101 = 100pF 0332 = 3300pF	M = ±20% Z = -20+80%	C = COG/NP0 X = X7R	0 = Without

Note: Installation tool available on request

Note: The addition of a 4-digit numerical suffix code can be used to denote changes to the standard part.

Options include for example: change of finish / alternative voltage rating / non-standard intermediate capacitance values / test requirements. Please refer specific requests to the factory.



Electrical Details	
Electrical Configuration	L-C Filter
Capacitance Measurement	@ 1000hr Point
Current Rating	10A
Insulation Resistance (IR)	10GΩ or 1000ΩF
Temperature Rating	-55°C to +125°C
Ferrite Inductance (Typical)	500nH
Mechanical Details	
Head Diameter	6.0mm (0.236")
Nut A/F	N/A. For use in tapped hole
Washer Diameter	N/A
Mounting Torque	0.3Nm (2.65lbf in) max.
Mounting Hole	M5 x 0.8 - 6h
Max. Panel Thickness	N/A
Weight (Typical)	2.0g (0.07oz)
Finish	Silver plate on copper undercoat

Product Code	Capacitance (±20%) UOS	Dielectric	Rated Voltage (Vdc)	DWV (Vdc)	Typical No-Load Insertion Loss (dB)								
					0.01MHz	0.1MHz	1MHz	10MHz	100MHz	1GHz			
*SFLML5000100ZC	10pF -20% / +80%	COG/NPO	500#	750						6			
SFLML5000150ZC	15pF -20% / +80%											9	
SFLML5000220ZC	22pF -20% / +80%											12	
SFLML5000330ZC	33pF -20% / +80%										1	15	
*SFLML5000470ZC	47pF -20% / +80%										2	19	
*SFLML5000680MC	68pF										4	20	
*SFLML5000101MC	100pF										7	24	
SFLML5000151MC	150pF										10	27	
*SFLML5000221MC	220pF										12	30	
*SFLML5000331MC	330pF												
*SFLML5000471MX	470pF	†X7R					1	16	34				
SFLML5000681MX	680pF						2	19	38				
*SFLML5000102MX	1.0nF	X7R	500#	750				6	25	44			
SFLML5000152MX	1.5nF								9	29	48		
*SFLML5000222MX	2.2nF									12	31	51	
SFLML5000332MX	3.3nF									15	35	54	
*SFLML5000472MX	4.7nF										1	18	39
SFLML5000682MX	6.8nF										2	21	41
*SFLML5000103MX	10nF										4	23	43
*SFLML5000153MX	15nF										7	27	46
*SFLML5000223MX	22nF										10	30	48
SFLML5000333MX	33nF										13	34	50
*SFLML2000473MX	47nF		200	500		1	17	37	51	>70			
SFLML2000683MX	68nF					2	20	40	55	>70			
*SFLML1000104MX	100nF		100	250		4	22	44	60	>70			
*SFLML0500154MX	150nF		50	125		7	25	47	62	>70			

Also rated for operation at 115Vac 400Hz. Self-heating will occur – evaluation in situ recommended. * Recommended values. † Also available in COG/NPO.

Ordering Information - SFLML range

SF	L	M	L	500	0101	M	C	0
Type	Case style	Thread	Electrical configuration	Voltage (dc)	Capacitance in picofarads (pF)	Tolerance	Dielectric	Nuts & Washers
Syfer Filter	6.0mm O.D.	M5	L = L-C Filter	050 = 50V 100 = 100V 200 = 200V 500 = 500V	First digit is 0. Second and third digits are significant figures of capacitance code. The fourth digit is number of zeros following Example: 0101 = 100pF 0332 = 3300pF	M = ±20% Z = -20+80%	C = COG/NPO X = X7R	0 = Without

Note: Installation tool available on request

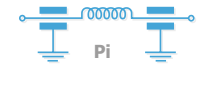
Note: The addition of a 4-digit numerical suffix code can be used to denote changes to the standard part.

Options include for example: change of finish / alternative voltage rating / non-standard intermediate capacitance values / test requirements. Please refer specific requests to the factory.



Electrical Details

Electrical Configuration	Pi Filter
Capacitance Measurement	@ 1000hr Point
Current Rating	10A
Insulation Resistance (IR)	10GΩ or 1000ΩF
Temperature Rating	-55°C to +125°C
Ferrite Inductance (Typical)	250nH



Mechanical Details

Head Diameter	6.0mm (0.236")
Nut A/F	N/A. For use in tapped hole
Washer Diameter	N/A
Mounting Torque	0.3Nm (2.65lbf in) max.
Mounting Hole	M5 x 0.8 - 6h
Max. Panel Thickness	N/A
Weight (Typical)	2.0g (0.07oz)
Finish	Silver plate on copper undercoat

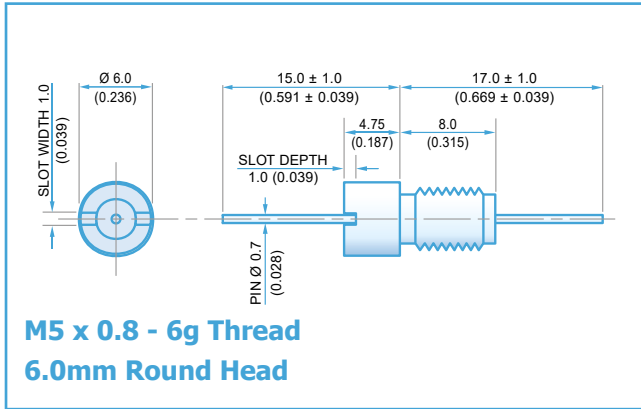

Product Code	Capacitance (±20%) UOS	Dielectric	Rated Voltage (Vdc)	DWV (Vdc)	Typical No-Load Insertion Loss (dB)									
					0.01MHz	0.1MHz	1MHz	10MHz	100MHz	1GHz				
*SFLMP5000200ZC	20pF -20% / +80%	COG/NP0	500#	750					1	11				
SFLMP5000300ZC	30pF -20% / +80%										2	15		
SFLMP5000440ZC	44pF -20% / +80%										3	19		
SFLMP5000660ZC	66pF -20% / +80%										4	23		
*SFLMP5000940ZC	94pF -20% / +80%										6	29		
*SFLMP500136PMC	136pF										8	35		
*SFLMP5000201MC	200pF										11	41		
SFLMP5000301MC	300pF									1	15	50		
*SFLMP5000441MC	440pF									2	20	57		
*SFLMP5000661MC	660pF									3	25	65		
*SFLMP5000941MX	940pF	†X7R	500#	750				5	31	68				
SFLMP5001N36MX	1.36nF									7	37	>70		
*SFLMP5000202MX	2nF	X7R	500#	750				10	44	>70				
SFLMP5000302MX	3nF										13	51	>70	
*SFLMP5000442MX	4.4nF									1	17	59	>70	
SFLMP5000662MX	6.6nF									2	21	64	>70	
*SFLMP5000942MX	9.4nF									4	27	68	>70	
SFLMP50013N6MX	13.6nF									6	34	>70	>70	
*SFLMP5000203MX	20nF									9	40	>70	>70	
*SFLMP5000303MX	30nF									12	48	>70	>70	
*SFLMP5000443MX	44nF									1	14	54	>70	>70
SFLMP5000663MX	66nF									2	17	63	>70	>70
*SFLMP2000943MX	94nF		200	500			4	18	68	>70	>70			
SFLMP200136NMX	136nF						8	25	>70	>70	>70			
*SFLMP1000204MX	200nF		100	250			10	27	>70	>70	>70			
*SFLMP0500304MX	300nF		50	125			13	30	>70	>70	>70			

Also rated for operation at 115Vac 400Hz. Self-heating will occur – evaluation in situ recommended. * Recommended values. † Also available in COG/NP0.

Ordering Information - SFLMP range

SF	L	M	P	050	0304	M	X	O
Type	Case style	Thread	Electrical configuration	Voltage (dc)	Capacitance in picofarads (pF)	Tolerance	Dielectric	Nuts & Washers
Syfer Filter	6.0mm O.D.	M5	P = Pi Filter	050 = 50V 100 = 100V 200 = 200V 500 = 500V	First digit is 0. Second and third digits are significant figures of capacitance code. The fourth digit is number of zeros following Example: 0101 = 100pF 0332 = 3300pF	M = ±20% Z = -20+80%	C = COG/NP0 X = X7R	O = Without

Note: Installation tool available on request
Note: The addition of a 4-digit numerical suffix code can be used to denote changes to the standard part.
Options include for example: change of finish / alternative voltage rating / non-standard intermediate capacitance values / test requirements. Please refer specific requests to the factory.



Electrical Details	
Electrical Configuration	T Filter
Capacitance Measurement	@ 1000hr Point
Current Rating	10A
Insulation Resistance (IR)	10GΩ or 1000ΩF
Temperature Rating	-55°C to +125°C
Ferrite Inductance (Typical)	450nH
Mechanical Details	
Head Diameter	6.0mm (0.236")
Nut A/F	N/a. For use in tapped hole
Washer Diameter	N/a
Mounting Torque	0.3Nm (2.65lbf in) max.
Mounting Hole	M5 x 0.8 - 6h
Max. Panel Thickness	N/a
Weight (Typical)	2.0g (0.07oz)
Finish	Silver plate on copper undercoat

Product Code	Capacitance (±20%) UOS	Dielectric	Rated Voltage (Vdc)	DWV (Vdc)	Typical No-Load Insertion Loss (dB)										
					0.01MHz	0.1MHz	1MHz	10MHz	100MHz	1GHz					
*SFLMT5000100ZC	10pF -20% / +80%	COG/NPO	500#	750						9					
SFLMT5000150ZC	15pF -20% / +80%										11				
SFLMT5000220ZC	22pF -20% / +80%									1	14				
SFLMT5000330ZC	33pF -20% / +80%									2	18				
*SFLMT5000470ZC	47pF -20% / +80%									4	20				
*SFLMT5000680MC	68pF									6	23				
*SFLMT5000101MC	100pF									9	27				
SFLMT5000151MC	150pF									12	30				
*SFLMT5000221MC	220pF									15	33				
*SFLMT5000331MC	330pF														
*SFLMT5000471MX	470pF	†X7R					1	19	36						
SFLMT5000681MX	680pF						2	21	40						
*SFLMT5000102MX	1.0nF	X7R	200	500						4	24	43			
SFLMT5000152MX	1.5nF											7	28	47	
*SFLMT5000222MX	2.2nF											10	30	50	
SFLMT5000332MX	3.3nF											13	34	53	
*SFLMT5000472MX	4.7nF											17	38	57	
SFLMT5000682MX	6.8nF											19	40	59	
*SFLMT5000103MX	10nF											1	23	43	63
*SFLMT5000153MX	15nF											4	26	45	66
*SFLMT5000223MX	22nF											7	29	47	68
SFLMT5000333MX	33nF											10	33	49	70
*SFLMT2000473MX	47nF								14	36	50	>70			
*SFLMT2000683MX	68nF								1	17	39	52	>70		
*SFLMT1000104MX	100nF								2	20	42	57	>70		
*SFLMT0500154MX	150nF								4	22	46	62	>70		
									7	25	49	68	>70		

Also rated for operation at 115Vac 400Hz. Self-heating will occur – evaluation in situ recommended. * Recommended values. † Also available in COG/NPO.

Ordering Information - SFLMT range

SF	L	M	T	500	0101	M	C	0
Type	Case style	Thread	Electrical configuration	Voltage (dc)	Capacitance in picofarads (pF)	Tolerance	Dielectric	Nuts & Washers
Syfer Filter	6.0mm O.D.	M5	T = T Filter	050 = 50V 100 = 100V 200 = 200V 500 = 500V	First digit is 0. Second and third digits are significant figures of capacitance code. The fourth digit is number of zeros following Example: 0101 = 100pF 0332 = 3300pF	M = ±20% Z = -20+80%	C = COG/NPO X = X7R	0 = Without

Note: Installation tool available on request

Note: The addition of a 4-digit numerical suffix code can be used to denote changes to the standard part.

Options include for example: change of finish / alternative voltage rating / non-standard intermediate capacitance values / test requirements. Please refer specific requests to the factory.



Компания «ЭлектроПласт» предлагает заключение долгосрочных отношений при поставках импортных электронных компонентов на взаимовыгодных условиях!

Наши преимущества:

- Оперативные поставки широкого спектра электронных компонентов отечественного и импортного производства напрямую от производителей и с крупнейших мировых складов;
- Поставка более 17-ти миллионов наименований электронных компонентов;
- Поставка сложных, дефицитных, либо снятых с производства позиций;
- Оперативные сроки поставки под заказ (от 5 рабочих дней);
- Экспресс доставка в любую точку России;
- Техническая поддержка проекта, помощь в подборе аналогов, поставка прототипов;
- Система менеджмента качества сертифицирована по Международному стандарту ISO 9001;
- Лицензия ФСБ на осуществление работ с использованием сведений, составляющих государственную тайну;
- Поставка специализированных компонентов (Xilinx, Altera, Analog Devices, Intersil, Interpoint, Microsemi, Aeroflex, Peregrine, Syfer, Eurofarad, Texas Instrument, Miteq, Cobham, E2V, MA-COM, Hittite, Mini-Circuits, General Dynamics и др.);

Помимо этого, одним из направлений компании «ЭлектроПласт» является направление «Источники питания». Мы предлагаем Вам помощь Конструкторского отдела:

- Подбор оптимального решения, техническое обоснование при выборе компонента;
- Подбор аналогов;
- Консультации по применению компонента;
- Поставка образцов и прототипов;
- Техническая поддержка проекта;
- Защита от снятия компонента с производства.



Как с нами связаться

Телефон: 8 (812) 309 58 32 (многоканальный)

Факс: 8 (812) 320-02-42

Электронная почта: org@eplast1.ru

Адрес: 198099, г. Санкт-Петербург, ул. Калинина, дом 2, корпус 4, литера А.