

Microelectronic Power IC

HEXFET® Power MOSFET Photovoltaic Relay
 Single-Pole, Normally-Open, 0-100V DC, 550mA

General Description

The PVD13 Series DC Relay (PVD) is a single-pole, normally open, solid-state replacement for electromechanical relays used for general purpose switching of analog signals. It utilizes International Rectifier's HEXFET power MOSFET as the output switch, driven by an integrated circuit photovoltaic generator of novel construction. The output switch is controlled by radiation from a GaAlAs light emitting diode (LED), which is optically isolated from the photovoltaic generator.

The PVD13 Series overcomes the limitations of both conventional electromechanical and reed relays by offering the solid state advantages of long life, fast operating speed, low pick up power, bounce-free operation, low thermal offset voltages and miniature package. These advantages allow product improvement and design innovations in many applications such as process control, multiplexing, automatic test equipment and data acquisition.

The PVD13 can switch analog signals from thermocouple level to 100 Volts peak DC. Signal frequencies into the RF range are easily controlled and switching rates up to 450Hz are achievable. The extremely small thermally generated offset voltages allow increased measurement accuracies.


These relays are packaged in 8-pin, molded DIP packages and available with either thru-hole or surface-mount ("gull-wing") leads, in plastic shipping tubes.

Applications

- Process Control
- Data Acquisition
- Test Equipment
- Multiplexing and Scanning

Features

- Bounce-Free Operation
- 10¹⁰ Off-State Resistance
- 1,000 V/μsec dv/dt
- 5 mA Input Sensitivity
- 4,000 V_{RMS} I/O Isolation
- Solid-State Reliability
- UL Recognized
- ESD Tolerance:
 - 4000V Human Body Model
 - 500V Machine Model



Part Identification

| | |
|--------------|---------------|
| PVD1352NPbF | thru-hole |
| PVD1354NPbF | |
| PVD1352NSPbF | surface-mount |
| PVD1354NSPbF | (gull-wing) |

(HEXFET is the registered trademark for International Rectifier Power MOSFETs)

Electrical Specifications ($-40^{\circ}\text{C} \leq T_A \leq +85^{\circ}\text{C}$ unless otherwise specified)

| INPUT CHARACTERISTICS | PVD1352N | PVD1354N | Units |
|--|-----------------|-----------------|-------------------------------------|
| Minimum Control Current (see figures 1 and 2) For 500mA Continuous Load Current For 550mA Continuous Load Current For 350mA Continuous Load Current | 2 5 5 | | DC mA@25°C mA@40°C mA@85°C |
| Maximum Control Current for Off-State Resistance at 25°C | 10 | | μA(DC) |
| Control Current Range (Caution: current limit input LED. See figure 6) | 2.0 to 25 | | mA(DC) |
| Maximum Reverse Voltage | 6.0 | | V(DC) |

| OUTPUT CHARACTERISTICS | PVD1352N | PVD1354N | Units |
|--|-----------------|------------------|---------------------|
| Operating Voltage Range | 0 to + 100 | | V _(PEAK) |
| Maximum Load Current 40°C I LED 5mA | 550 | | mA(DC) |
| Response Time @25°C (see figures 7 and 8) Max. T _(on) @ 12mA Control, 50 mA Load, 100 VDC Max. T _(off) @ 12mA Control, 50 mA Load, 100 VDC | 150 125 | | μs μs |
| Max. On-state Resistance 25°C (Pulsed) (fig. 4) 200 mA Load, 5mA Control | 1.5 | | Ω |
| Min. Off-state Resistance 25°C @ 80 VDC (see figure 5) | 10 ⁸ | 10 ¹⁰ | Ω |
| Max. Thermal Offset Voltage @ 5.0mA Control | 0.2 | | μvolts |
| Min. Off-State dv/dt | 1000 | | V/μs |
| Typical Output Capacitance | 20 | | pF @ 50VDC |

| GENERAL CHARACTERISTICS | (PVD1352N and PVD1354N) | | Units |
|---|----------------------------------|-------------|------------------|
| Dielectric Strength: Input-Output | 4000 | | V _{RMS} |
| Insulation Resistance: Input-Output @ 90V _{DC} | 10 ¹² @ 25°C - 50% RH | | Ω |
| Maximum Capacitance: Input-Output | 1.0 | | pF |
| Max. Pin Soldering Temperature (1.6mm below seating plane, 10 seconds max.) | +260 | | °C |
| Ambient Temperature Range: | Operating | -40 to +85 | |
| | Storage | -40 to +100 | |

International Rectifier does not recommend the use of this product in aerospace, avionics, military or life support applications. Users of this International Rectifier product in such applications assume all risks of such use and indemnify International Rectifier against all damages resulting from such use.

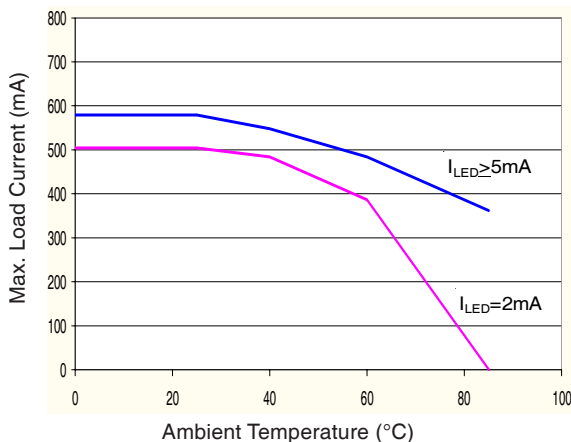


Figure 1. Current Derating Curves

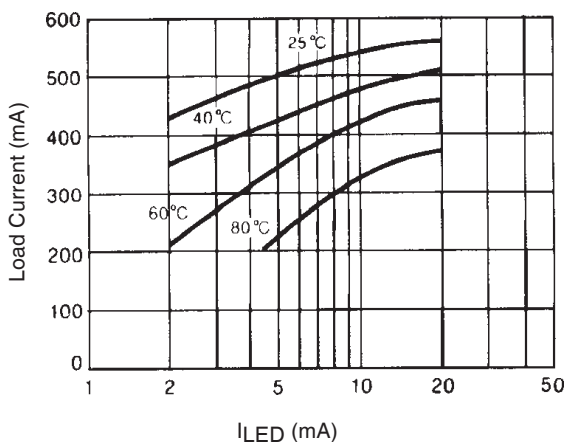


Figure 2. Typical Control Current Requirements

Pulsed, 25°C

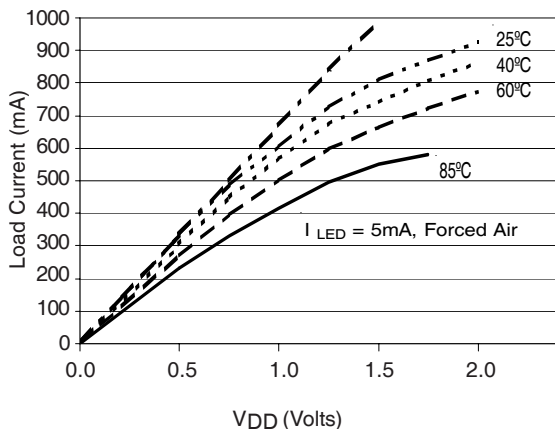


Figure 3. Typical On Characteristics

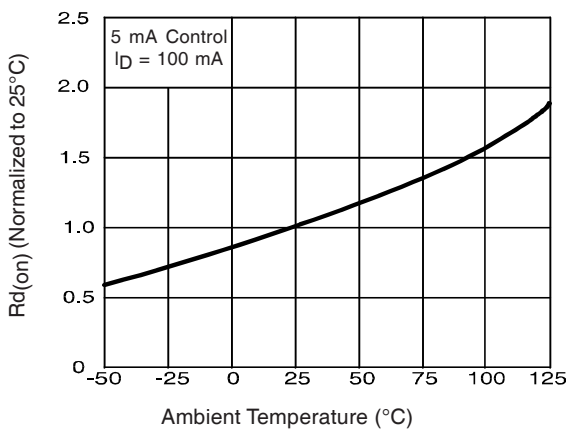


Figure 4. Typical Normalized On-Resistance

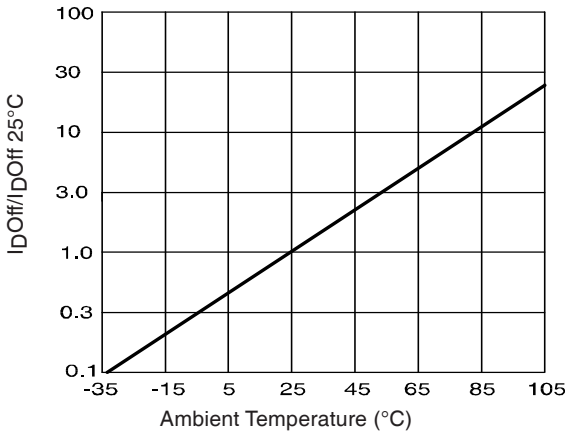


Figure 5. Typical Normalized Off-State Leakage

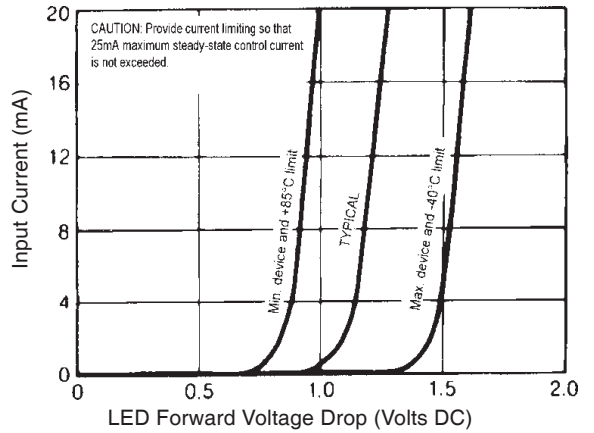


Figure 6. Input Characteristics (Current Controlled)

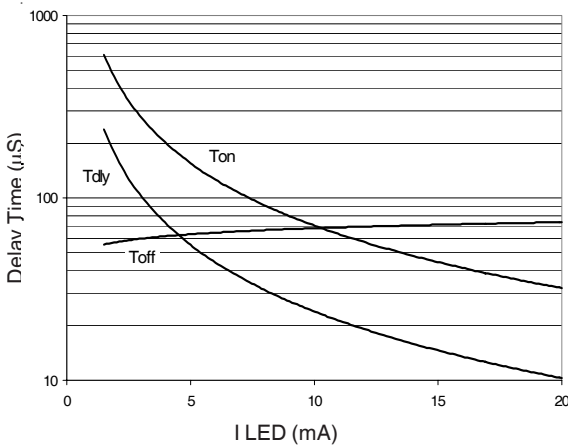


Figure 7. Typical Delay Times



Figure 8. Delay Time Definitions

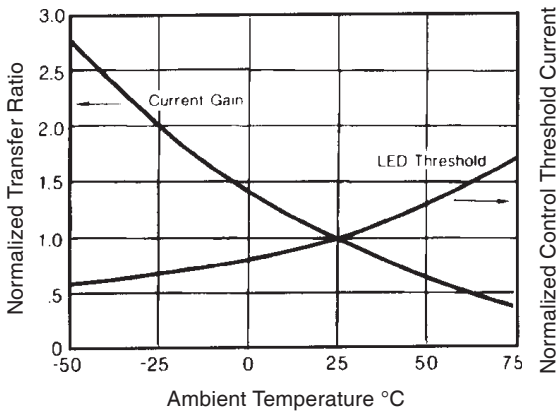


Figure 9. Typical Control Threshold and Transfer Ratio

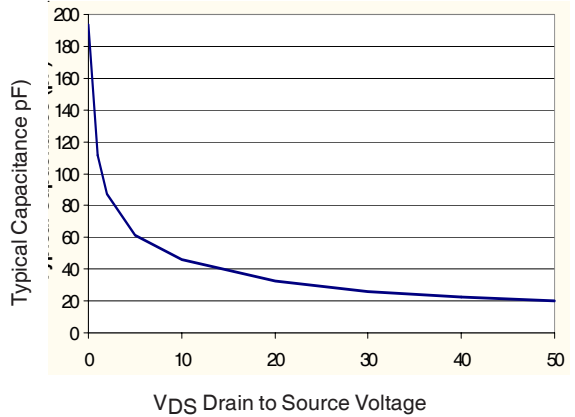
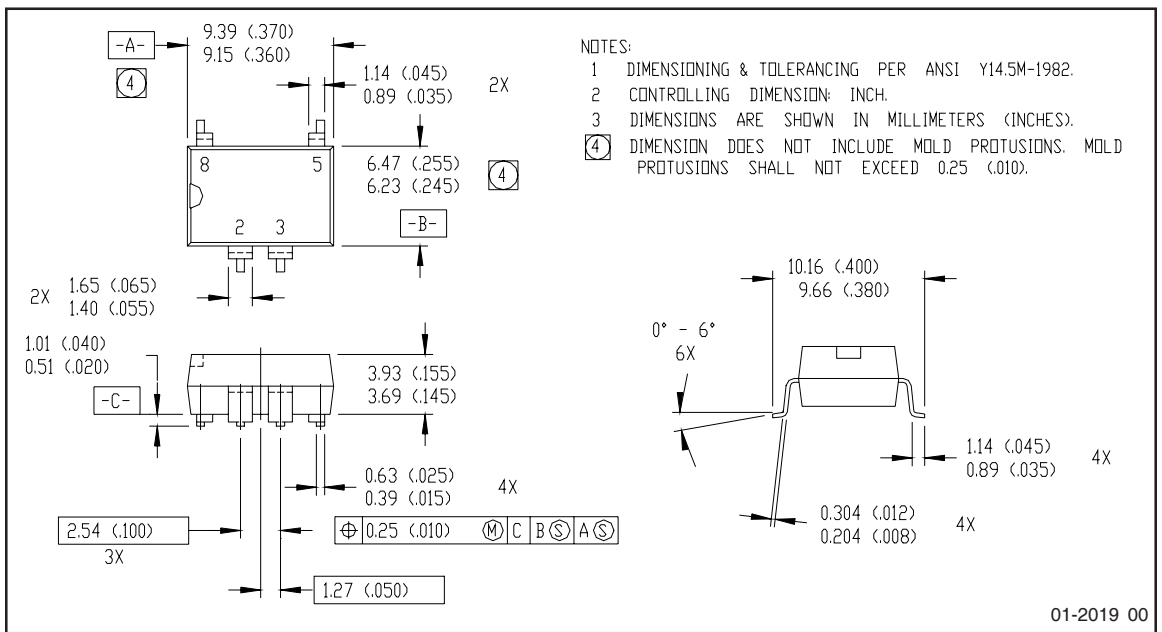
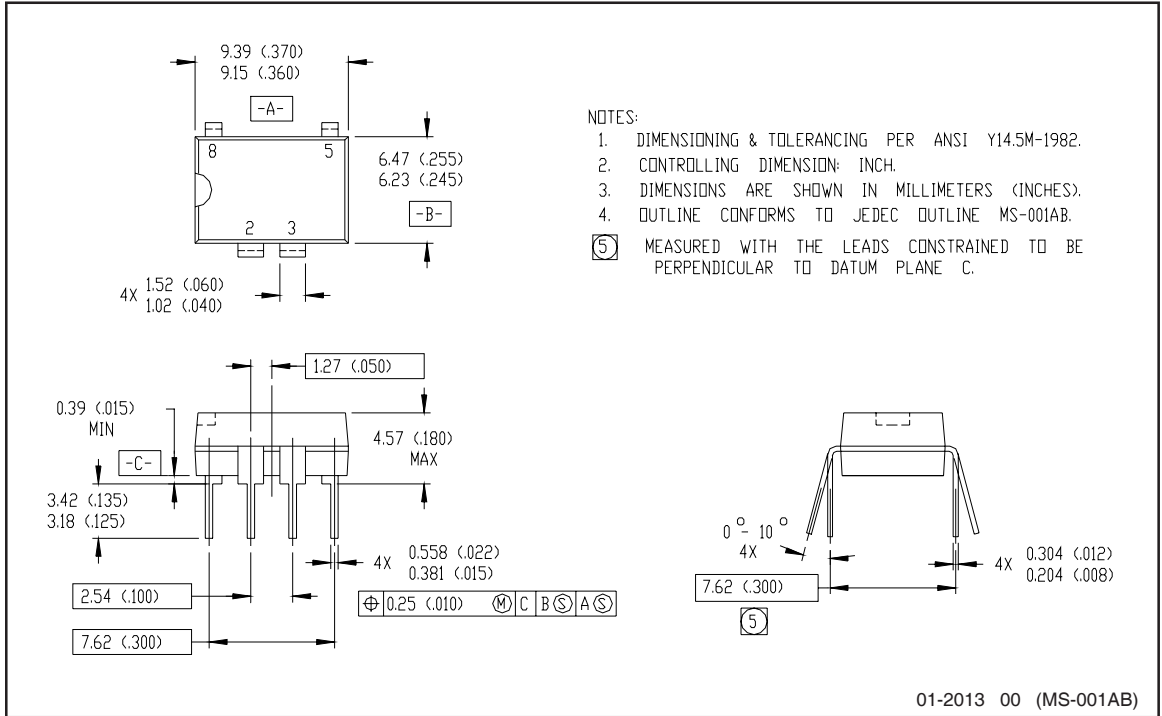


Figure 10. Typical Output Capacitance

Wiring Diagram



Case Outlines



Note: For the most current drawing please refer to IR website at: <http://www.irf.com/package/>

Qualification information[†]

| | | |
|----------------------------|--|--|
| Qualification level | Industrial (per JEDEC JESD471 ^{††} guidelines) | |
| Moisture Sensitivity Level | PVD1352NPbF | N/A |
| | PVD1354NPbF | |
| | PVD1352NSPbF | MSL4 (per JEDEC J-STD-020E & JEDEC J-STD-033C ^{††}) |
| | PVD1354NSPbF | |
| RoHS compliant | Yes | |

[†] Qualification standards can be found at International Rectifier’s web site: <http://www.irf.com/product-info/reliability>

^{††} Applicable version of JEDEC standard at the time of product release

Revision History

| Date | Comments |
|-----------|--|
| 4/29/2015 | <ul style="list-style-type: none"> • Added Qualification Information Table on page 7 • Updated data sheet with new IR corporate template |

Mouser Electronics

Authorized Distributor

Click to View Pricing, Inventory, Delivery & Lifecycle Information:

[Infineon:](#)

[PVD1352NPBF](#) [PVD1352NSPBF](#) [PVD1354NPBF](#) [PVD1354NSPBF](#)



Компания «ЭлектроПласт» предлагает заключение долгосрочных отношений при поставках импортных электронных компонентов на взаимовыгодных условиях!

Наши преимущества:

- Оперативные поставки широкого спектра электронных компонентов отечественного и импортного производства напрямую от производителей и с крупнейших мировых складов;
- Поставка более 17-ти миллионов наименований электронных компонентов;
- Поставка сложных, дефицитных, либо снятых с производства позиций;
- Оперативные сроки поставки под заказ (от 5 рабочих дней);
- Экспресс доставка в любую точку России;
- Техническая поддержка проекта, помощь в подборе аналогов, поставка прототипов;
- Система менеджмента качества сертифицирована по Международному стандарту ISO 9001;
- Лицензия ФСБ на осуществление работ с использованием сведений, составляющих государственную тайну;
- Поставка специализированных компонентов (Xilinx, Altera, Analog Devices, Intersil, Interpoint, Microsemi, Aeroflex, Peregrine, Syfer, Eurofarad, Texas Instrument, Miteq, Cobham, E2V, MA-COM, Hittite, Mini-Circuits, General Dynamics и др.);

Помимо этого, одним из направлений компании «ЭлектроПласт» является направление «Источники питания». Мы предлагаем Вам помощь Конструкторского отдела:

- Подбор оптимального решения, техническое обоснование при выборе компонента;
- Подбор аналогов;
- Консультации по применению компонента;
- Поставка образцов и прототипов;
- Техническая поддержка проекта;
- Защита от снятия компонента с производства.



Как с нами связаться

Телефон: 8 (812) 309 58 32 (многоканальный)

Факс: 8 (812) 320-02-42

Электронная почта: org@eplast1.ru

Адрес: 198099, г. Санкт-Петербург, ул. Калинина, дом 2, корпус 4, литера А.