




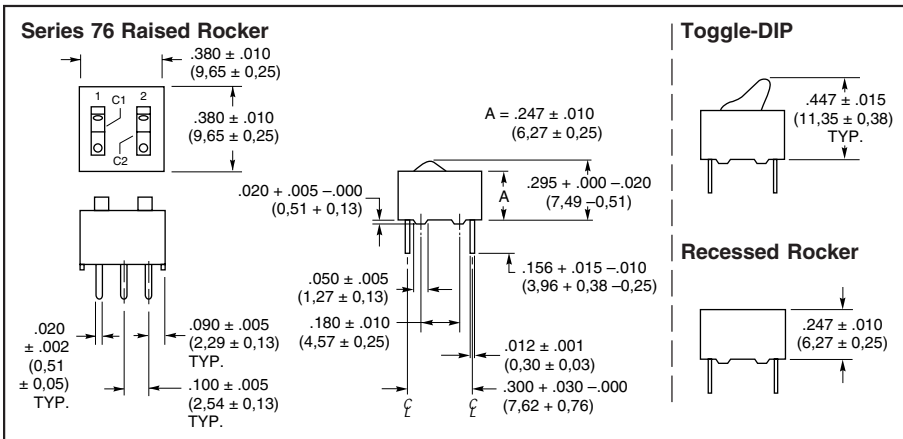
SERIES 76 and 78
SPDT

FEATURES

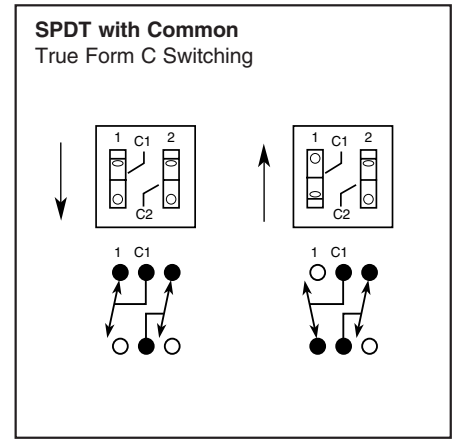
- Raised and Recessed Rocker, and Toggle Actuated Styles
- SPDT with a Common Pole, or SPDT with 2 Isolated Circuits
- Spring and Ball Contact
- Top Tape Seal Option for Most Styles



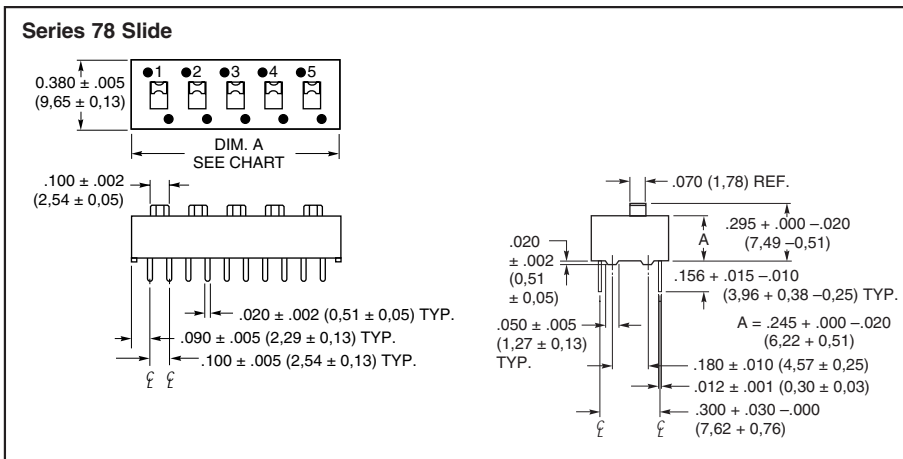
DIMENSIONS: Series 76 In inches (and millimeters)



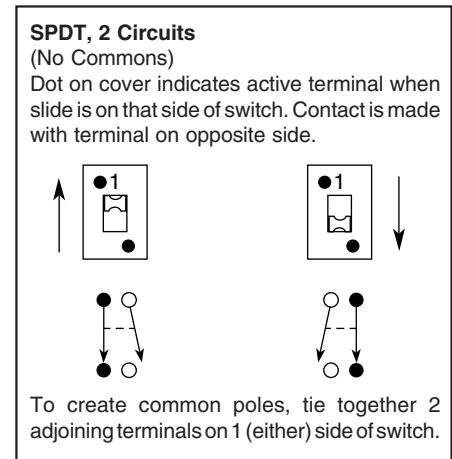
CIRCUITRY: Series 76



DIMENSIONS: Series 78 In inches (and millimeters)



CIRCUITRY: Series 78



ORDERING INFORMATION

Circuitry	Positions	Length Inches	Length Metric	No./ Tube	Raised Type*	Recessed Rockers*	Toggle-DIP*
SPDT Form C	2	0.380"	9,7mm	27	76SC02T	76RSC02T	76STC02T
	3	0.580"	14,7mm	18	76SC03T	76RSC03T	76STC03T
	4	0.780"	19,8mm	13	76SC04T	76RSC04T	76STC04T
SPDT 2 Circuits	1	0.280"	7,1mm	35	78J01T	—	—
	2	0.480"	12,2mm	21	78J02T	—	—
	3	0.680"	17,3mm	15	78J03T	—	—
	4	0.880"	22,4mm	12	78J04T	—	—
	5	1.080"	27,4mm	9	78J05T	—	—
	6	1.280"	32,5mm	8	78J06T	—	—

*To order top seal versions, add "S" before the "T" in the Grayhill part number.

Not available on Toggle-DIP.

Available from your local Grayhill Distributor. For prices and discounts, contact a local Sales Office, an authorized local Distributor or Grayhill.

SPECIFICATIONS: Standard Styles

Ratings	76	78	90B
Mechanical Life: Operations per switch position	2,000	2,000	2,000
Make-and-break Current Rating: Operations per switch position at these resistive loads			
1 mA, 5 Vdc; 50 mA, 30 Vdc; or 150 mA, 30 Vdc:	2,000	2,000	—
10 mA, 30 Vdc; or 10 mA, 50 mVdc:	—	—	2,000
10 mA, 50 mVdc; or 25 mA, 24 Vdc; or 100 mA, 6 Vdc:	—	—	2,000
Contact Resistance: Initially:	≤ 30 mΩ	≤ 30 mΩ	≤ 20 mΩ
After life, at 10 mA, 50 mVdc, open circuit:	≤ 100 mΩ	≤ 100 mΩ	≤ 100 mΩ
Insulation Resistance:			
Minimum, at 100 Vdc between adjacent closed contacts and also across open switch contacts			
Initially (Mohms):	5,000	5,000	5,000
After life (Mohms):	1,000	1,000	1,000
Dielectric Strength: Minimum voltage (AC, RMS) measured between adjacent closed contacts and also across open switch contacts.			
Initially:	750 V	750 V	500 V
After life:	500 V	500 V	500 V
Current Carry Rating: Maximum rise of 20°C	5 A	4 A	3 A
Switch Capacitance: At 1 megahertz	2 pF	2 pF	2 pF
Operating Temperature Range:	-40°C to + 85°C	-40°C to + 85°C	-40°C to + 85°C
Storage Temperature Range:	-55°C to + 85°C	-55°C to + 85°C	-55°C to + 85°C

Mechanical Ratings

Vibration Resistance: Per Method 204, Test Condition B, 1 mS opening (10 mS allowed)

Mechanical Shock: Per Method 213, Test Condition A. 1 mS opening (10 mS allowed)

Thermal Shock Resistance: Per specification; no failures; passes contact resistance.

Terminal Strength: Per specification

Thermal Aging: 1,000 hours at 85°C; no failures.

Environmental Ratings

Meets all requirements of MIL- S-83504.**

Where Grayhill performance is superior, the MIL spec is listed in parentheses.

Moisture Resistance: Per MIL-STD-202, Method 106.

Soldering Information

Series 90 MIDIP and Series 76 recessed rocker (76RSB style) sealed switches have been tested to EIA Standard RS-448-2. Similar performance can be expected from other sealed Series 76 and 78 DIP switches.

Solderability: Per MIL-STD-202, Method 208

Resistance to Soldering Heat: 76RSB: Passes EIA Standard using two, four, and six second soldering time. 90: Per MIL-S-83504, six second test.

Fluxing: Per EIA RS-448-2 with flux touching switch body.

Cleaning: 76, 78 and 90 series tape sealed products: Passes immersion test using water/detergent. Acceptable solutions include 1-1-1 trichlorethane, freon, (TF, TE, or TMS), isopropyl alcohol, detergent (140°F maximum). Terpene acceptable for Series 90 only. Solutions which are not recommended include acetone, methylene chloride, freon TMC.

Materials and Finishes

Shorting Member (Ball): Brass, gold-plated over nickel barrier.

Base Contacts: Copper alloy, gold-plated over nickel barrier.

Terminals: Copper alloy, matte tin plated over nickel barrier.

Non-Conductive Parts: Thermoplastic (UL94V-O)

Potting Material: Epoxy, 76,78 only.

Protective Cover: 76,78, only-Polycarbonate.

Tape Seal:

76, 78: Polyester film

90: Polyimide film

Tape Seal Integrity: Passes gross leak test using 125°C flourinert for 20 seconds minimum. Reference MIL-STD-202, Method 112.

Recommended Soldering Conditions:

Reflow Soldering Profile:

(260°C Peak Temperature)



WAVE SOLDERING: 260°C maximum solder temperature for 5 seconds max.

** Note: 100% matte tin terminal plating does not meet MIL-S-83504 for lead content.



Компания «ЭлектроПласт» предлагает заключение долгосрочных отношений при поставках импортных электронных компонентов на взаимовыгодных условиях!

Наши преимущества:

- Оперативные поставки широкого спектра электронных компонентов отечественного и импортного производства напрямую от производителей и с крупнейших мировых складов;
- Поставка более 17-ти миллионов наименований электронных компонентов;
- Поставка сложных, дефицитных, либо снятых с производства позиций;
- Оперативные сроки поставки под заказ (от 5 рабочих дней);
- Экспресс доставка в любую точку России;
- Техническая поддержка проекта, помощь в подборе аналогов, поставка прототипов;
- Система менеджмента качества сертифицирована по Международному стандарту ISO 9001;
- Лицензия ФСБ на осуществление работ с использованием сведений, составляющих государственную тайну;
- Поставка специализированных компонентов (Xilinx, Altera, Analog Devices, Intersil, Interpoint, Microsemi, Aeroflex, Peregrine, Syfer, Eurofarad, Texas Instrument, Miteq, Cobham, E2V, MA-COM, Hittite, Mini-Circuits, General Dynamics и др.);

Помимо этого, одним из направлений компании «ЭлектроПласт» является направление «Источники питания». Мы предлагаем Вам помощь Конструкторского отдела:

- Подбор оптимального решения, техническое обоснование при выборе компонента;
- Подбор аналогов;
- Консультации по применению компонента;
- Поставка образцов и прототипов;
- Техническая поддержка проекта;
- Защита от снятия компонента с производства.



Как с нами связаться

Телефон: 8 (812) 309 58 32 (многоканальный)

Факс: 8 (812) 320-02-42

Электронная почта: org@eplast1.ru

Адрес: 198099, г. Санкт-Петербург, ул. Калинина, дом 2, корпус 4, литера А.