





Smart RF



➔ **RF Wireless Data/Control Solutions**
for Industrial and Consumer Applications
in the ISM Bands



Atmel Smart RF

Atmel offers a broad range of integrated circuits for a variety of RF applications in the ISM bands. The product portfolio includes single-channel transmitter ICs, receiver and transceiver ICs, as well as multi-channel transceiver circuits and transmitters with an integrated MARC4 4-bit or AVR® microcontroller.

The frequency range spans from 250-450 MHz to 868-870 MHz, 902-928 MHz and 2.4 GHz, thus enabling all kinds of applications in the industrial and consumer area.

All Atmel ISM products provide a high integration level and enable easy implementation.



Applications

■ Home Automation

- Door Opening Systems (Garage Doors)
- Weather Stations:
 - Lights, Humidity, Wind, Radiation
- Heating/Air Conditioning Monitoring
- Blinds, Roller Shutters
- Wall Sockets
- TV, Hi-fi, Video Remote Controls
- Emergency Systems for Elderly People
- Computer Peripherals (Mouse, Keyboard, Joystick, etc.)
- Intercom

■ Automatic Meter Reading

- Gas, Water, Electricity

■ Advanced Toys and Gaming

- Toys (Remote-controlled Cars)
- Gaming (Wireless Game Controller)

■ Headsets

■ Wireless Audio/Video

■ High-speed Data Communications

■ Industrial

- Measurements:
 - Lights, Humidity, Wind, Radiation
- Production Monitoring and Controlling
- Remote Control (e.g., Cranes)
- Logistics/Stock Management (Wireless Handheld Terminals, e.g. Bar Code Readers)
- Telematics

■ Wireless USB

■ Infotainment and Conference Systems


■ Wireless Communications

- Walkie-Talkie

■ Electronic Point of Sales Systems

■ Alarm and Security Systems

- Wireless Warning Systems (Tension, Temperature, Heart Problems etc.)
- Alarm Systems, Smoke and Presence Detectors





System Solutions

An ISM system consists typically of at least two RF nodes. The most simple system has a transmitter on one side and a receiver on the other side. For many applications such as remote controls for lights, garage doors, air conditioning systems etc., this is sufficient.

For mobile or handheld end products, a highly integrated system allows the manufacturing of very small transmitters. This solution is based on one-way communication, but using a micro-transmitter on the transmitter side.

Two-way communication systems may have a very simple link with low data transmission rates, but high



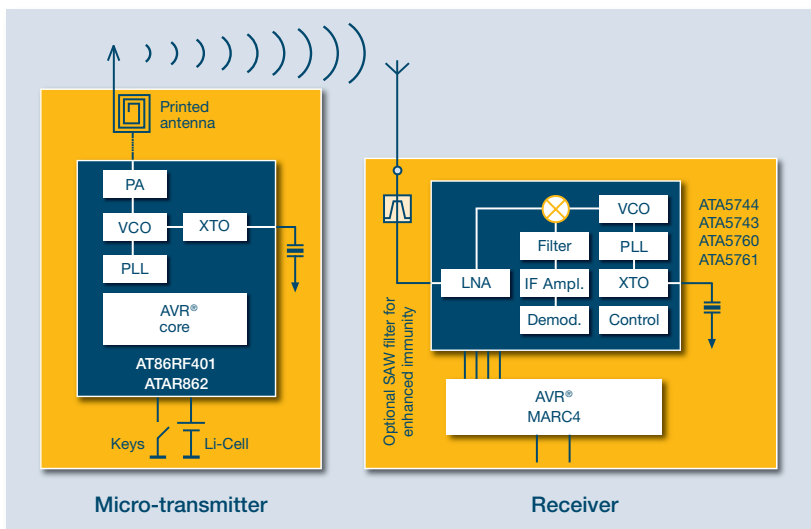
data rates of up to 1 Mbit/s as required for wireless data transfer, control or gaming are also possible.

The system diagram shows a typical one-way link application with an AVR® micro-transmitter. By replacing the transmitter and the receiver by a transceiver on each side, a two-way communication system can easily be designed.



Atmel's ISM System Benefits

- Complete Radio Product Portfolio Covers All ISM Bands from 250 MHz to 2.4 GHz
- Compliant to FCC CFR 46, Part 15 (US) and EN300 328/400 (Europe)
- Low Cost and Low Power Consumption
- Fast Data Rates (1.152 Mbit/s Maximum)
- Using Atmel's SiGe PAs, the Maximum Output Power of 14 dBm Can Be Increased up to 35 dBm for Extended Link Ranges
- Atmel Provides All Further Devices Needed for a Complete ISM System Solution: MARC4 4-Bit and AVR Microcontrollers, SiGe PAs, EEPROM, Flash etc. as well as Application Support and Design Kits



Standard ISM System
Using a Micro-transmitter



Atmel Applications



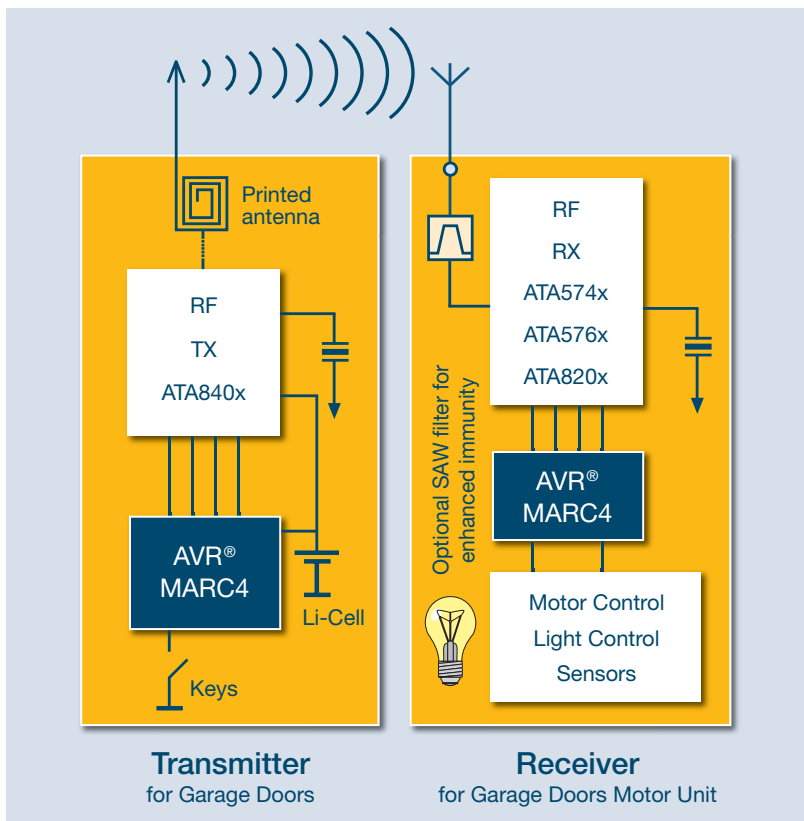
One-way RF Transmitter

(e.g. Remote Control for Garage Door Openers)



Key Benefits

- Tiny Transmitter Package
- Intelligent Receivers with Automatic Decoding
- Frequency Range 315 to 928 MHz
- Crystal Sharing with MARC4 Device Saves BOM
- Printed PCB Antenna Allows Small Housings
- MARC4 Enables Long Battery Lifetime





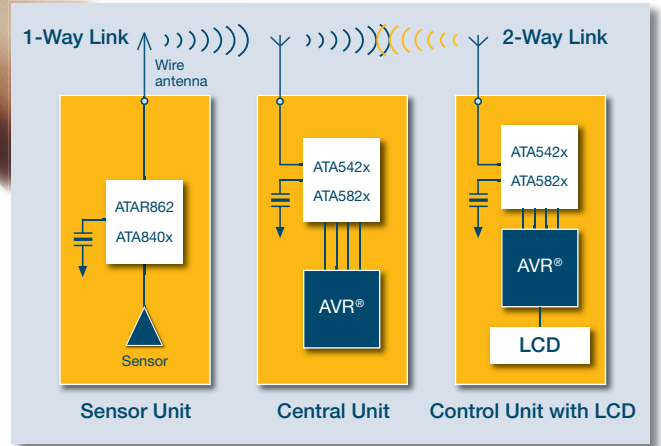
Transceiver System

(Uni- and Bi-directional RF Link for Alarm Systems)



Key Benefits

- Bi-directional Circuits for Central and Control Units
- Uni-directional Circuits for Sensors
- Very Robust by Design
- Low Current Consumption Enables Extended Battery Life
- Long Distances Due to High Output Power
- Suitable for Several ISM Bands
- Small Housing Since the RF Transmitter Integrates the AVR Microcontroller

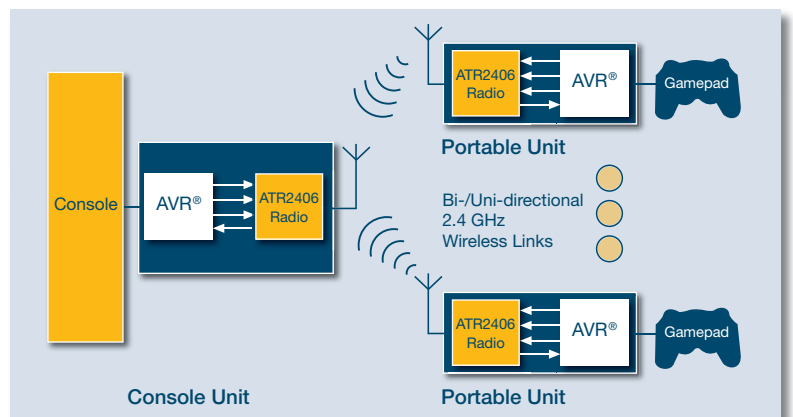


Wireless Game Controller System



Key Benefits

- 2.4-GHz Transceiver for World-wide Usage
- Frequency Hopping Spread Spectrum (FHSS) Supported to Minimize Interferences with Other 2.4-GHz Systems such as Bluetooth® or WLAN
- Well Suited for Multi-user Support (Point-to-multipoint)
- Data Rates up to 1.152 Mbit/s
- Low Average Power Consumption Due to Burst Mode Operation





Atmel Product Overview



Transmitter ICs

Part No.	Frequency Range [MHz]	Modulation ASK/FSK	Data Rate ¹⁾ [kHz]	V _s [V]	I _{sleep} Max. [μA]	I _{active} Typ. [mA]	I _{transmit} Typ. [mA]	P [dBm]	Package
ATA8401	310-350	X X	32	2.0-4.0	0.35	3.7	9	8	TSSOP8
ATA8402	429-439	X X	32	2.0-4.0	0.35	3.7	9	7.5	TSSOP8
ATA8403	868-928	X X	32	2.0-4.0	0.35	3.6	8.5	5.5	TSSOP8
ATA5756	313-317	X X	20	2.0-3.6	0.35	3.6	8.4	6	TSSOP10
ATA5757	432-448	X X	20	2.0-3.6	0.35	3.6	8.8	6	TSSOP10

¹⁾ 32 kHz means 32 kBit/s Manchester coding or 64 kBit/s NRZ coding



Micro-transmitter ICs

Part No.	Frequency Range [MHz]	μC Core	Modulation ASK/FSK	Data Rate ¹⁾ [kHz]	V _s [V]	I _{sleep} Max. [μA]	I _{active} Typ. [mA]	I _{transmit} Typ. [mA]	P [dBm]	Package
ATAx862 ²⁾ -3	310-350	MARC4	X X	32	2.0-4.0	0.35	3.7	9.0	8	SSO24
ATAx862 ²⁾ -4	429-439	MARC4	X X	32	2.0-4.0	0.35	3.7	9.0	7.5	SSO24
ATAx862 ²⁾ -8	868-928	MARC4	X X	32	2.0-4.0	0.35	3.6	8.5	5.5	SSO24

¹⁾ 32 kHz means 32 kBit/s Manchester coding or 64 kBit/s NRZ coding ²⁾ ATAR862 = ROM version, ATAM862 = Flash/MTP, replaces T48C862



Receiver ICs

Part No.	Frequency Range [MHz]	Modulation ASK/FSK	Data Rate ¹⁾ [kHz]	V _s [V]	I _{sleep} [μA]	I _{active} [mA]	Sensitivity [dBm] ASK	Sensitivity [dBm] FSK	Package
ATA5743	300-450	X X	10/10	4.5-5.5	170	7.5	-110	-104	SO20/SSO20
ATA5744	300-450	X	10/—	4.5-5.5	190	7.1	-110	—	SO20 SSO20
ATA5760	868-870	X X	10/10	4.5-5.5	170	7.8	-112	-106	SO20
ATA5761	902-928	X X	10/10	4.5-5.5	170	7.8	-112	-106	SO20
ATA8201	313-317	X X	10/20	2.7-3.3 4.5-5.5	2 (max)	6.7	-114	-108	QFN24
ATA8202	433-435	X X	10/20	2.7-3.3 4.5-5.5	2 (max)	6.7	-113	-107	QFN24

¹⁾ 32 kHz means 32 kBit/s Manchester coding or 64 kBit/s NRZ coding



Wideband Transceiver ICs

Part No.	Frequency Range [MHz]	Modulation ASK/FSK	Data Rate ¹⁾ [kHz]	V _s [V]	I _{sleep} [mA]	I _{TX} [mA] at 10 dBm	I _{RX} [mA] at 10 dBm	Sensitivity [dBm] ASK	Sensitivity [dBm] FSK	P [dBm]	Package
ATA5423	312.5-317.5	X X	10/20	2.4-3.6 or 4.4-4.6	0.01	15.7	10.5	-117.5	-110.5	10	QFN48
ATA5425	342.5-347.5	X X	10/20	2.4-3.6 or 4.4-4.6	0.01	15.7	10.5	-117.5	-110.5	10	QFN48
ATA5428	431.5-436.5 862-872	X X	10/20	2.4-3.6 or 4.4-4.6	0.01	15.8 17.3	10.5 10.3	-116.5 -114	-109.5 -107	10	QFN48
ATA5429	912.5-917.5	X X	10/20	2.4-3.6 or 4.4-4.6	0.01	17.3	10.3	-113	-106	10	QFN48
ATA5823	312.5-317.5	X X	10/20	2.15-3.6 or 4.4-5.25	0.01	15.7	10.5	-116.5	-110	10	QFN48
ATA5824	431.5-436.5 862-872	X X	10/20	2.15-3.6 or 4.4-5.25	0.01	15.8	10.5 10.3	-111.5 -113	-109 -108.5	10	QFN48

¹⁾ 20 kHz means 20 kBit/s Manchester coding or 40 kBit/s NRZ coding



Multi-channel Transceiver ICs

Part No.	Frequency Range [MHz]	Modulation	Data Rate [kbit/s]	Output Power [dBm]	Rx Sensitivity [dBm]	V _s	IIP3	Package
ATR2406	2.400-2.483	GFSK	0-1, 152	3	-93	3.0-4.6	-15	QFN32



Atmel Design Tools



Development Kits with Software

Part. No.	Application	Ordering No.
ATAKSTK511-X	Functional Standalone UHF Radio System Consisting of a Transmitter, Receiver, and Interface Board	ATAKSTK511-3 (for 315 MHz) ATAKSTK511-4 (for 434 MHz) ATAKSTK511-8 (for 868 MHz) ATAKSTK511-9 (for 915 MHz)
ATAKSTK512-X	Remote Access Control Kit for Unidirectional Communication	ATAKSTK512-3 (for 315 MHz) ATAKSTK512-4 (for 434 MHz)
ATR2406-DEV-KIT	Complete Development Kit	ATR2406-DEV-KIT
ATR2406-DEV-KIT2	Complete Evaluation Kit	ATR2406-DEV-KIT2
Flamingo™ RF Design Kit	Flamingo™ RF Design Kit	ATAB-STK-F
RF Design Kit	RF Transceiver Evaluation Kit	ATAB-RFMB
RF Transceiver Kit	RF Transceiver Kit	ATAB542X-X-WB ATAB5423-3-WB (for 315 MHz) ATAB5425-3-WB (for 345 MHz) ATAB5426-4-WB (for 433 MHz) ATAB5428-8-WB (for 868 MHz) ATAB5429-9-WB (for 915 MHz)
ATA8201-EK	RX Evaluation Board	ATA8201-EK
ATA8202-EK	RX Evaluation Board	ATA8202-EK



Development Boards

Part. No.	Application	Ordering No.
ATA5423	Transceiver Base Station Board. Operating Frequency of 315 MHz	ATAB5423-3-B
ATA5428	Transceiver Base Station Board. Operating Frequency of 433 MHz	ATAB5428-4-B
	Transceiver Base Station Board. Operating Frequency of 868 MHz	ATAB5428-8-B
ATA5429	Transceiver Base Station Board. Operating Frequency of 915 MHz	ATAB5429-9-B
ATA5743P3	Reference Design for UHF ASK/FSK Receiver. Operating Frequency 315 MHz	ATAB5743P3-S3
	Reference Design for UHF ASK/FSK Receiver. Operating Frequency 433 MHz	ATAB5743P3-S4
ATA5743P6	Reference Design for UHF ASK/FSK Receiver. Operating Frequency 315 MHz	ATAB5743P6-S3
	Reference Design for UHF ASK/FSK Receiver. Operating Frequency 433 MHz	ATAB5743P6-S4
ATA5743P6	Reference Design for UHF ASK/FSK Receiver. Operating Frequency 315 MHz	ATAB5743SSOP6-S3
	Reference Design for UHF ASK/FSK Receiver. Operating Frequency 433 MHz	ATAB5743SSOP6-S4
ATA5744	Reference Design for UHF ASK Receiver Operating Frequency 315 MHz/No Saw	ATAB5744-N3
	Reference Design for UHF ASK Receiver Operating Frequency 433 MHz/No Saw	ATAB5744-N4
	Reference Design for UHF ASK Receiver Operating Frequency 315 MHz/Saw	ATAB5744-S3
	Reference Design for UHF ASK Receiver Operating Frequency 433 MHz/Saw	ATAB5744-S4
ATA5760	Reference Design for UHF ASK/FSK Receiver Operating Frequency 868 MHz/No Saw	ATAB5760-N
	Reference Design for UHF ASK/FSK Receiver Operating Frequency 868 MHz/Saw	ATAB5760-S
ATA5761	Reference Design for UHF ASK/FSK Receiver Operating Frequency 915 MHz/No Saw	ATAB5761-N
ATA8403	UHF ASK/FSK Transmitter Board. Operating Frequency 868 MHz	ATAB8403-8
	UHF ASK/FSK Transmitter Board. Operating Frequency 915 MHz	ATAB8403-9
ATA8401	UHF ASK/FSK Transmitter Board. Operating Frequency 315 MHz	ATAB8401
ATA8402	UHF ASK/FSK Transmitter Board. Operating Frequency 433 MHz	ATAB8402
ATA5756	Reference Design for UHF Transmitter. Operating Frequency 315 MHz	ATAB5756
ATA5757	Reference Design for UHF Transmitter. Operating Frequency 433 MHz	ATAB5757
ATA5823	Transceiver Base Station Board. Operating Frequency of 315 MHz	ATAB5823-3-B
ATA5824	Transceiver Base Station Board. Operating Frequency of 433 MHz	ATAB5824-4-B
	Transceiver Base Station Board. Operating Frequency of 868 MHz	ATAB5824-8-B
ATR2406	ISM Transceiver Board. 2.4 GHz, 1.152 Mb/s	ATR2406-DEV-BOARD
ATR2406	ISM Transceiver Board. 2.4 GHz + T7024, 1.152 Mb/s	ATR2406-DEV-BOARD2

Headquarters

Atmel Corporation
2325 Orchard Parkway
San Jose, CA 95131
USA
Tel: (1) 408 441-0311
Fax: (1) 408 487-2600

International

Atmel Asia
Room 1219
Chinachem Golden Plaza
77 Mody Road, Tsimshatsui
East Kowloon

Hong Kong
Tel: (852) 2721-9778
Fax: (852) 2722-1369

Atmel Europe
Le Krebs
8, Rue Jean-Pierre Timbaud
BP 309
78054 St Quentin-en-
Yvelines Cedex

France
Tel: (33) 1-30-60-70-00
Fax: (33) 1-30-60-71-11

Atmel Japan
9F, Tonetsu Shinkawa Bldg.
1-24-8 Shinkawa
Chuo-ku, Tokyo 104-0033

Japan
Tel: (81) 3-3523-3551
Fax: (81) 3-3523-7581

Product Contact

Product Line
smartrf@atmel.com

Literature Requests
www.atmel.com/literature

Web Site
www.atmel.com

© 2007 Atmel Corporation.

Atmel®, logo and combinations thereof, AVR® and others, are registered trademarks, Flamingo™ and others are trademarks of Atmel Corporation or its subsidiaries. The Bluetooth name and the Bluetooth trademarks are owned by Bluetooth SIG, and are used by Atmel Corporation under license. Other terms and product names may be the trademarks of others.

Rev.: 4617B-ISM-09/07/03M

Disclaimer: The information in this document is provided in connection with Atmel products. No license, express or implied, by estoppel or otherwise, to any intellectual property right is granted by this document or in connection with the sale of Atmel products. EXCEPT AS SET FORTH IN ATMEL'S TERMS AND CONDITIONS OF SALES LOCATED ON ATMEL'S WEB SITE, ATMEL ASSUMES NO LIABILITY WHATSOEVER AND DISCLAIMS ANY EXPRESS, IMPLIED OR STATUTORY WARRANTY RELATING TO ITS PRODUCTS INCLUDING, BUT NOT LIMITED TO, THE IMPLIED WARRANTY OF MERCHANTABILITY, FITNESS FOR A PARTICULAR PURPOSE, OR NON-INFRINGEMENT. IN NO EVENT SHALL ATMEL BE LIABLE FOR ANY DIRECT, INDIRECT, CONSEQUENTIAL, PUNITIVE, SPECIAL OR INCIDENTAL DAMAGES (INCLUDING, WITHOUT LIMITATION, DAMAGES FOR LOSS AND PROFITS, BUSINESS INTERRUPTION, OR LOSS OF INFORMATION) ARISING OUT OF THE USE OR INABILITY TO USE THIS DOCUMENT, EVEN IF ATMEL HAS BEEN ADVISED OF THE POSSIBILITY OF SUCH DAMAGES. Atmel makes no representations or warranties with respect to the accuracy or completeness of the contents of this document and reserves the right to make changes to specifications and products descriptions at any time without notice. Atmel does not make any commitment to update the information contained herein. Unless specifically provided otherwise, Atmel products are not suitable for, and shall not be used in, automotive applications. Atmel's products are not intended, authorized, or warranted for use as components in applications intended to support or sustain life.





Компания «ЭлектроПласт» предлагает заключение долгосрочных отношений при поставках импортных электронных компонентов на взаимовыгодных условиях!

Наши преимущества:

- Оперативные поставки широкого спектра электронных компонентов отечественного и импортного производства напрямую от производителей и с крупнейших мировых складов;
- Поставка более 17-ти миллионов наименований электронных компонентов;
- Поставка сложных, дефицитных, либо снятых с производства позиций;
- Оперативные сроки поставки под заказ (от 5 рабочих дней);
- Экспресс доставка в любую точку России;
- Техническая поддержка проекта, помощь в подборе аналогов, поставка прототипов;
- Система менеджмента качества сертифицирована по Международному стандарту ISO 9001;
- Лицензия ФСБ на осуществление работ с использованием сведений, составляющих государственную тайну;
- Поставка специализированных компонентов (Xilinx, Altera, Analog Devices, Intersil, Interpoint, Microsemi, Aeroflex, Peregrine, Syfer, Eurofarad, Texas Instrument, Miteq, Cobham, E2V, MA-COM, Hittite, Mini-Circuits, General Dynamics и др.);

Помимо этого, одним из направлений компании «ЭлектроПласт» является направление «Источники питания». Мы предлагаем Вам помощь Конструкторского отдела:

- Подбор оптимального решения, техническое обоснование при выборе компонента;
- Подбор аналогов;
- Консультации по применению компонента;
- Поставка образцов и прототипов;
- Техническая поддержка проекта;
- Защита от снятия компонента с производства.



Как с нами связаться

Телефон: 8 (812) 309 58 32 (многоканальный)

Факс: 8 (812) 320-02-42

Электронная почта: org@eplast1.ru

Адрес: 198099, г. Санкт-Петербург, ул. Калинина, дом 2, корпус 4, литера А.