


- Most compact 10 Watt converter in DIP-16 metal casing
- Highest power density of 3.83 W/cm<sup>3</sup>
- 6-side shielded metal case with insulated base plate
- Wide 2:1 input voltage range
- High efficiency for low thermal loss
- Operating temperature range of -40°C to +88°C
- Built-in EN 55032 class A filter
- Current limitation and protection against short circuit
- 3-year product warranty



The TEL 10 series is a range of isolated 10 Watt DC/DC converters which come in a ultra compact DIP-16 metal package. The design purpose of these series was to miniaturized low power DC/DC converters to the maximum without sacrificing high efficiency. The TEL 10 series sets the new standart for power density with 3.83 W/cm<sup>3</sup>.

The TEL 10 series offers a wide 2:1 input voltage range and features a high efficiency of up to 88% which enables an operation temperature of up to +70°C at full load and up to 85°C with 50% load.

The converters have an internal input filter to comply with conducted emission EN 55032 class A. The TEL 10 Series models feature an overall economical solution for space critical and cost sensitive applications in instrumentation, IT and industrial electronics.

### Models

Order Code	Input Voltage Range	Output 1		Output 2		Efficiency typ.	
		Vnom	I <sub>max</sub>	Vnom	I <sub>max</sub>		
TEL 10-1210	9 - 18 VDC (12 VDC nom.)	3.3 VDC	2'700 mA			79 %	
TEL 10-1211		5.1 VDC	2'000 mA			82 %	
TEL 10-1212		12 VDC	833 mA			86 %	
TEL 10-1213		15 VDC	666 mA			87 %	
TEL 10-1215		24 VDC	416 mA			87 %	
TEL 10-1222		+12 VDC	416 mA		-12 VDC	416 mA	86 %
TEL 10-1223		+15 VDC	333 mA		-15 VDC	333 mA	86 %
TEL 10-2410	18 - 36 VDC (24 VDC nom.)	3.3 VDC	2'700 mA			80 %	
TEL 10-2411		5.1 VDC	2'000 mA			83 %	
TEL 10-2412		12 VDC	833 mA			87 %	
TEL 10-2413		15 VDC	666 mA			88 %	
TEL 10-2415		24 VDC	416 mA			88 %	
TEL 10-2422		+12 VDC	416 mA		-12 VDC	416 mA	87 %
TEL 10-2423		+15 VDC	333 mA		-15 VDC	333 mA	87 %
TEL 10-4810	36 - 75 VDC (48 VDC nom.)	3.3 VDC	2'700 mA			80 %	
TEL 10-4811		5.1 VDC	2'000 mA			83 %	
TEL 10-4812		12 VDC	833 mA			87 %	
TEL 10-4813		15 VDC	666 mA			88 %	
TEL 10-4815		24 VDC	416 mA			88 %	
TEL 10-4822		+12 VDC	416 mA		-12 VDC	416 mA	87 %
TEL 10-4823		+15 VDC	333 mA		-15 VDC	333 mA	87 %

## Input Specifications

Input Current	- At no load	12 Vin models: <b>20 mA typ.</b> 24 Vin models: <b>10 mA typ.</b> 48 Vin models: <b>8 mA typ.</b>
	- At full load	12 Vin models: <b>970 mA typ.</b> 24 Vin models: <b>480 mA typ.</b> 48 Vin models: <b>240 mA typ.</b>
Surge Voltage		12 Vin models: <b>25 VDC max.</b> (1 s max.) 24 Vin models: <b>50 VDC max.</b> (1 s max.) 48 Vin models: <b>100 VDC max.</b> (1 s max.)
Under Voltage Lockout		12 Vin models: <b>7 VDC min. / 8 VDC typ.</b> 24 Vin models: <b>15 VDC min. / 16 VDC typ.</b> 48 Vin models: <b>31 VDC min. / 34 VDC typ.</b>
Recommended Input Fuse		12 Vin models: <b>2'000 mA</b> (slow blow) 24 Vin models: <b>1'000 mA</b> (slow blow) 48 Vin models: <b>500 mA</b> (slow blow)
Input Filter		<b>Internal Pi-Type</b>

## Output Specifications

Voltage Set Accuracy		<b>±1% max.</b>		
Regulation	- Input Variation (Vmin - Vmax)	single output models: <b>0.8% max.</b> dual output models: <b>0.8% max.</b>		
	- Load Variation (0 - 100%)	single output models: <b>1% max.</b> dual output models: <b>2% max.</b> (Output 1) <b>2% max.</b> (Output 2)		
	- Cross Regulation (25% / 100% asym. load)	dual output models: <b>5% max.</b>		
Ripple and Noise (20 MHz Bandwidth)	- single output	3.3 Vout models: <b>72 mVp-p max.</b> 5.1 Vout models: <b>72 mVp-p max.</b> 12 Vout models: <b>96 mVp-p max.</b> 15 Vout models: <b>96 mVp-p max.</b> 24 Vout models: <b>96 mVp-p max.</b>		
		- dual output	12 / -12 Vout models: <b>96 / 96 mVp-p max.</b> 15 / -15 Vout models: <b>96 / 96 mVp-p max.</b>	
			- single output	3.3 Vout models: <b>60 mVp-p typ.</b> 5.1 Vout models: <b>60 mVp-p typ.</b> 12 Vout models: <b>80 mVp-p typ.</b> 15 Vout models: <b>80 mVp-p typ.</b> 24 Vout models: <b>80 mVp-p typ.</b>
		- dual output		12 / -12 Vout models: <b>80 / 80 mVp-p typ.</b> 15 / -15 Vout models: <b>80 / 80 mVp-p typ.</b>
	Capacitive Load	- single output	3.3 Vout models: <b>2'600 µF max.</b> 5.1 Vout models: <b>1'300 µF max.</b> 12 Vout models: <b>560 µF max.</b> 15 Vout models: <b>560 µF max.</b> 24 Vout models: <b>200 µF max.</b>	
			- dual output	12 / -12 Vout models: <b>390 / 390 µF max.</b> 15 / -15 Vout models: <b>200 / 200 µF max.</b>
Minimum Load		<b>Not required</b>		
Temperature Coefficient		<b>±0.02 %/K max.</b>		
Start-up Time		<b>30 ms typ. / 60 ms max.</b>		
Short Circuit Protection		<b>Continuous, Automatic recovery</b>		
Output Current Limitation		<b>192% max. of Iout max.</b> <b>160% typ. of Iout max.</b>		
Transient Response	- Response Deviation	<b>5 % max.</b> (25% Load Step)		
	- Response Time	<b>500 µs max.</b> (25% Load Step)		

All specifications valid at nominal voltage, full load and +25°C after warm-up time unless otherwise stated.

## Safety Specifications

Safety Standards	- IT / Multimedia Equipment	EN 62368-1 IEC 62368-1 UL 62368-1
	- Certification Documents	<a href="http://www.tracopower.com/overview/tel10">www.tracopower.com/overview/tel10</a>

## EMC Specifications

EMI Emissions	- Conducted Emissions	EN 55032 class A (internal filter) EN 55032 class B (with external filter)
	- Radiated Emissions	EN 55032 class A (with external filter) EN 55032 class B (with external filter)
	External filter proposal:	<a href="http://www.tracopower.com/overview/tel10">www.tracopower.com/overview/tel10</a>
EMS Immunity	- Electrostatic Discharge	EN 55024 (IT Equipment) Air: EN 61000-4-2, $\pm 8$ kV, perf. criteria A
	- RF Electromagnetic Field	Contact: EN 61000-4-2, $\pm 6$ kV, perf. criteria A
	- EFT (Burst) / Surge	EN 61000-4-3, 20 V/m, perf. criteria A
		EN 61000-4-4, $\pm 2$ kV, perf. criteria A
		EN 61000-4-5, $\pm 2$ kV, perf. criteria A
		External filter proposal:
	- Conducted RF Disturbances	EN 61000-4-6, 10 Vrms, perf. criteria A
	- PF Magnetic Field	Continuous: EN 61000-4-8, 100 A/m, perf. criteria A 1 s: EN 61000-4-8, 1000 A/m, perf. criteria A

## General Specifications

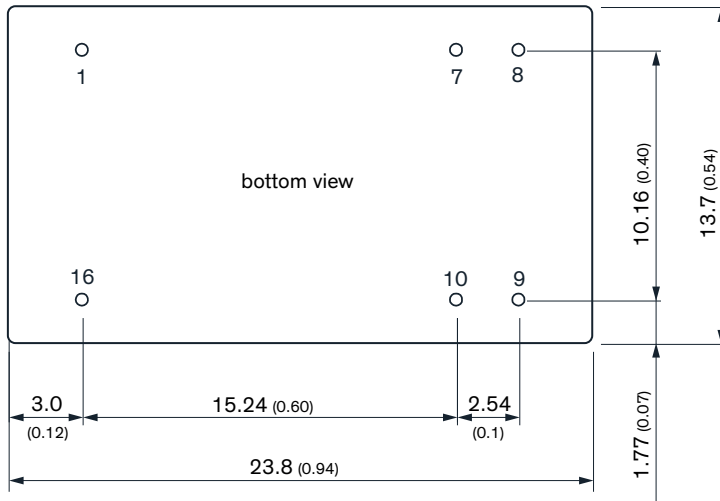
Relative Humidity		95% max. (non condensing)
Temperature Ranges	- Operating Temperature	-40°C to +85°C
	- Case Temperature	+105°C max.
	- Storage Temperature	-50°C to +125°C
Power Derating	- High Temperature	See application note: <a href="http://www.tracopower.com/overview/tel10">www.tracopower.com/overview/tel10</a>
Cooling System		Natural convection (20 LFM)
Switching Frequency		357 - 483 kHz (PWM)
		420 kHz typ. (PWM)
Insulation System		Functional Insulation
Isolation Test Voltage	- Input to Output, 60 s	1'060 VAC
	- Input to Output, 1 s	1'800 VDC
	- Input to Case, 60 s	707 VAC
	- Output to Case, 60 s	707 VAC
Isolation Resistance	- Input to Output, 500 VDC	1'000 MOhm min.
Isolation Capacitance	- Input to Output, 100 kHz, 1 V	1'500 pF max.
Reliability	- Calculated MTBF	1'800'000 h (MIL-HDBK-217F, ground benign)
Housing Material		Alu alloy, black anodized coating
Potting Material		Epoxy (UL 94 V-0 rated)
Pin Material		Tinned Copper
Soldering Profile		Wave Soldering (1.5mm from casing) 260°C / 10 s max.
Connection Type		THD (Through-Hole Device)
Weight		6.5 g
Environmental Compliance	- Reach	<a href="http://www.tracopower.com/info/reach-declaration.pdf">www.tracopower.com/info/reach-declaration.pdf</a>
	- RoHS	<a href="http://www.tracopower.com/info/rohs-declaration.pdf">www.tracopower.com/info/rohs-declaration.pdf</a>

## Supporting Documents

Overview Link (for additional Documents)	<a href="http://www.tracopower.com/overview/tel10">www.tracopower.com/overview/tel10</a>
--	--

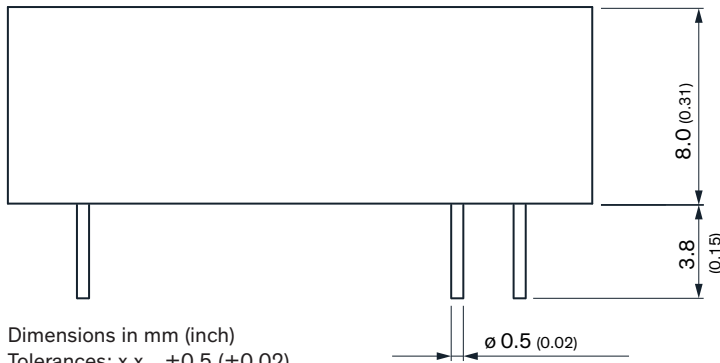
All specifications valid at nominal voltage, full load and +25°C after warm-up time unless otherwise stated.

**Outline Dimensions**



Pinout		
Pin	Single	Dual
1	-Vin (GND)	-Vin (GND)
7	NC	NC
8	NC	Common
9	+Vout	+Vout
10	-Vout	-Vout
16	+Vin (Vcc)	+Vin (Vcc)

NC: Not connected



Dimensions in mm (inch)  
 Tolerances: x.x ±0.5 (±0.02)  
 x.xx ±0.25 (±0.01)  
 Pin diameter 0.5±0.05 (0.02 ±0.002)



Компания «ЭлектроПласт» предлагает заключение долгосрочных отношений при поставках импортных электронных компонентов на взаимовыгодных условиях!

Наши преимущества:

- Оперативные поставки широкого спектра электронных компонентов отечественного и импортного производства напрямую от производителей и с крупнейших мировых складов;
- Поставка более 17-ти миллионов наименований электронных компонентов;
- Поставка сложных, дефицитных, либо снятых с производства позиций;
- Оперативные сроки поставки под заказ (от 5 рабочих дней);
- Экспресс доставка в любую точку России;
- Техническая поддержка проекта, помощь в подборе аналогов, поставка прототипов;
- Система менеджмента качества сертифицирована по Международному стандарту ISO 9001;
- Лицензия ФСБ на осуществление работ с использованием сведений, составляющих государственную тайну;
- Поставка специализированных компонентов (Xilinx, Altera, Analog Devices, Intersil, Interpoint, Microsemi, Aeroflex, Peregrine, Syfer, Eurofarad, Texas Instrument, Miteq, Cobham, E2V, MA-COM, Hittite, Mini-Circuits, General Dynamics и др.);

Помимо этого, одним из направлений компании «ЭлектроПласт» является направление «Источники питания». Мы предлагаем Вам помощь Конструкторского отдела:

- Подбор оптимального решения, техническое обоснование при выборе компонента;
- Подбор аналогов;
- Консультации по применению компонента;
- Поставка образцов и прототипов;
- Техническая поддержка проекта;
- Защита от снятия компонента с производства.



#### Как с нами связаться

**Телефон:** 8 (812) 309 58 32 (многоканальный)

**Факс:** 8 (812) 320-02-42

**Электронная почта:** [org@eplast1.ru](mailto:org@eplast1.ru)

**Адрес:** 198099, г. Санкт-Петербург, ул. Калинина, дом 2, корпус 4, литера А.