

# M SERIES connectors Catalog

M-2012-01-1

## NORTH AMERICA:

### Amphenol Industrial Operations

40-60 Delaware Street  
Sidney, New York 13838-1395 - USA  
Telephone: 1-607-563-5011 • Fax: 1-607-563-5157  
www.amphenol-industrial.com

### Amphenol Industrial Operations Amphenol Power Solutions

34190 Riviera Drive  
Fraser, MI 48026 - USA  
Telephone: 1-586-294-7400 • Fax: 1-586-294-7402  
www.radsok.com

### Amphenol Technical Products International Co.

2110 Notre Dame Avenue  
Winnipeg, MB Canada R3H 0K1  
Telephone: 1-204-697-2222 • Fax: 1-204-694-6164  
www.tpil.com

### Amphenol Steward Cable, Inc.

1921 Alta Vista - Midland, Texas 79706 - USA  
P.O. Box 11270 - Midland, Texas 79702 - USA  
Telephone: 1-432-687-2553 • Fax: 1-432-687-2278  
www.stewardcable.com

## ASIA:

### 安费诺科技（深圳）有限公司

**Amphenol Technology (shenzhen) Co., Ltd**  
地址：深圳市宝安区福永大洋路福安第三工业城第五栋  
Block 5, FuAn 2nd Industrial Park,  
Dayang Road, Fuyong, Shenzhen - China 518103  
电话: 0755-2991-8389 Telephone: 0755-2991-8389  
传真: 0755-2991-8310 Fax: 0755-2991-8310  
www.amphenol-industrial.com.cn  
e-mail: enquiry@amphenol-industrial.com

### 广州安费诺诚信软件性电路有限公司

**Amphenol Sincere Flex Circuits Co. Ltd**  
地址：广州市番禺区榄核镇万安工业区A栋  
No.A, WanAn Industrial Park  
LanHe Town, Panyu District, Guangzhou - China 511480  
Tel: +9716-7422494 / Fax: +9716-7422941  
/ Cell: +97150-6310566  
www.amphenol-gesf.com



### 安费诺科技（珠海）有限公司

**Amphenol Technology (zhuhai) Co.,Ltd**  
地址：珠海市金湾区三灶镇二期科技工业园  
Address: Phase 2, Sanzao Science and technology  
Industrial Park, Sanzao Town, Jinwan, Zhuhai, PRC  
电话: (86)756-3989725 Tel: (86)756-3989725  
传真: (86)756-3989768 Fax: (86)756-3989768

### Amphenol Middle East Enterprises Fze

Office no c-37 po box 21107, ajman free  
Zone, united arab emirates  
Tel: +9716-7422494 / Fax: +9716-7422941  
/ Cell: +97150-6310566  
e-mail: jhussain@amphenol-ase.com





## Background:

Amphenol Industrial Operation (AIO) can provide its reliable connection products and the connection solutions. AIO is now manufacturing the range of M8, M12, circular connector, meet UL 1977 & IEC 61076-2-101 standards, the connection products are widely used in field bus components, Ethernet, solenoid valves, pressure switches, motors-control, Encoder, HMI, photoelectric barriers, flow monitoring devices, and sensors in the hydraulic and automation industries, all kind of electronic equipment connection.

## TABLE OF CONTENTS

Table of contents	Page No.
Application/M12 specification .....	01
Insert arrangement.....	02
How to order for receptacle.....	03
PCB layout.....	04
Part number & drawing for receptacle .....	5~11
How to order for plug.....	12
Part number & drawing for plug .....	13~19
Max-M12 specification .....	20
Insert arrangement.....	21
How to order .....	22
Part number & drawing .....	23~26
M8 specification .....	27
Insert arrangement/How to order.....	28
Part number & drawing .....	29~31
Cable assembly install instruction.....	32

### APPLICATION

1. INVERTER
2. DATA/TELECOM
3. SMART GRID POWER
4. CONTROL/AUTOMATION
5. INDUSTRIAL INSTRUMENTATION
6. RAIL & MASS TRANSIT

### M12 SPECIFICATION

#### Mechanical data

- Durability: 500 Cycles
- Salt Spray: 720 Hours different plating and base material
- Sealing Requirement: IP 67/IP68(mated)
- Operating temperature: -40°C~+100°C

#### Standards

- Connectors: IEC 61076-2-101

#### Electrical

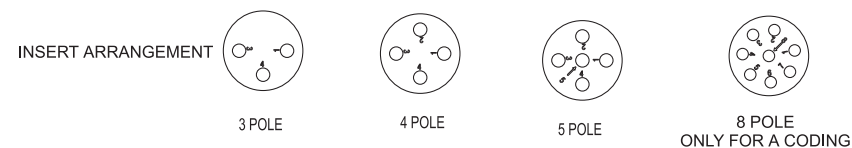
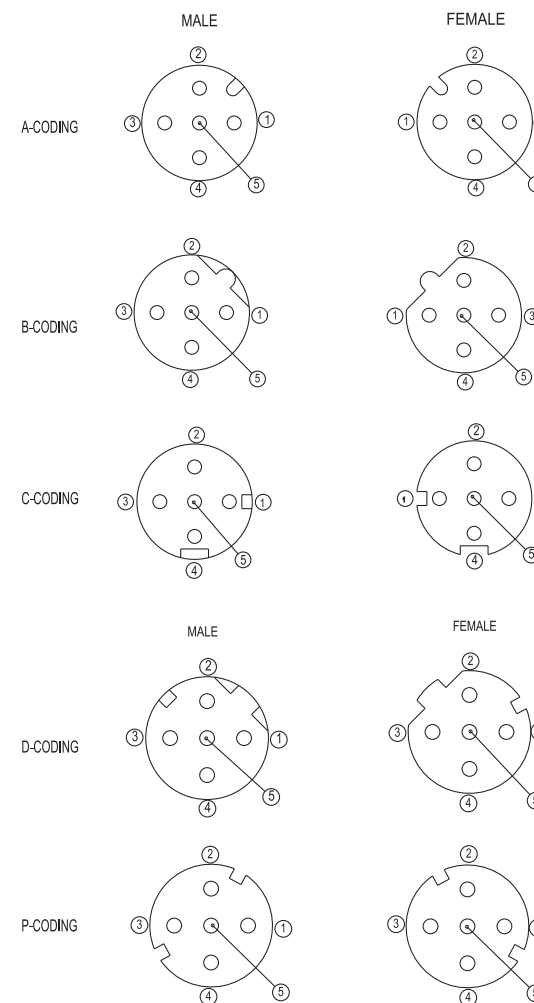
- Contact Resistance:  $\leq 5m\Omega$
- Insulation Resistance:  $>20M\Omega$
- Rated Current: (3, 4, and 5 pole) = 4A, (8pole) = 2A
- Operate Voltage:
  - (3 and 4 pole) = 250V AC/DC,
  - (5 pole) = 60V AC/DC,
  - (8 pole) = 30V AC/DC

#### Material

- Shell, Screw/Nut: Copper, Zinc, or Aluminum Alloy
- Contact: Brass with gold plating
- Insert: PA + Glass Filled meet UL 94V0
- Sealing: Epoxy Resin
- O-ring: NBR/SR

#### Cable characteristics:

- Material: UL certified PVC or customer requestment
- Cable size: 22AWG-20AWG, 3C, 4C, 5C & 8C
- Current rating: 4A
- Voltage rating: 250V AC/DC(3C, 4C), 60V AC/DC(5C), 30V(8C)
- Shielded/unshielded available.
- Heavy-duty application in harsh environments
- Highly resistant against abraion
- Good resistance against oil, lubricants, and coolants.
- Halogen free, hydrolysis and UV resistant.
- Flame retardant



### How to order

For Receptacle

CJE12	C	R	ST	04	S	W	A	PCG	R	Blank
1	2	3	4	5	6	7	8	9	10	11

#### 1. CJE12 M12 x 1.0 thread locking

#### 7. Contact connection type

P-----solder PCB  
W-----Solder wire  
S-----Screw  
C-----Crimp

#### 2. Shell, coupling nut material :

A-----Al Alloy  
C-----Copper Alloy  
Z-----Zn Alloy

#### 8. Coding type

A-----A code only for 8 position  
B-----B Code  
D-----D code  
C-----C Code  
P-----P Code

#### 3. Shell system

R-----Receptacle

#### 9. Accessories type

PCG-----plastic cable gland  
MCG-----Metal cable gland  
Blank-----no Accessories

#### 4. Backshell connection type

ST-----Straight  
RA-----Right Angle (Solder PCB Inapplicability)

#### 10. Panel lock type for receptacle

R-----Real lock  
F-----Front lock

#### 5. Insert arrangement

03, 04, 05, 08

#### 11-----Contact finish

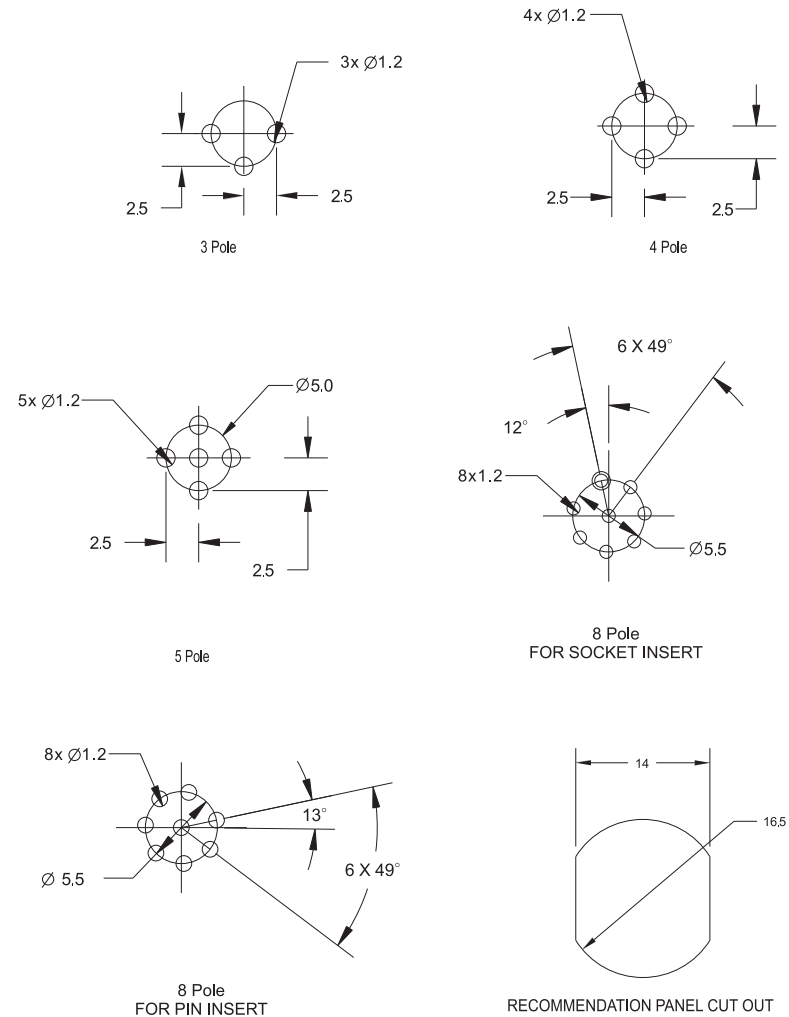
Blank-----Gold plated  
2-----Silver plated  
3-----Tin plated  
4-----Nickel plated

#### 6. Contact type

S-----female contact  
P-----male contact

### PCB LAYOUT

For Receptacle

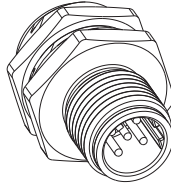


### RECEPTACLE REAL LOCK MALE SOLDER TYPE

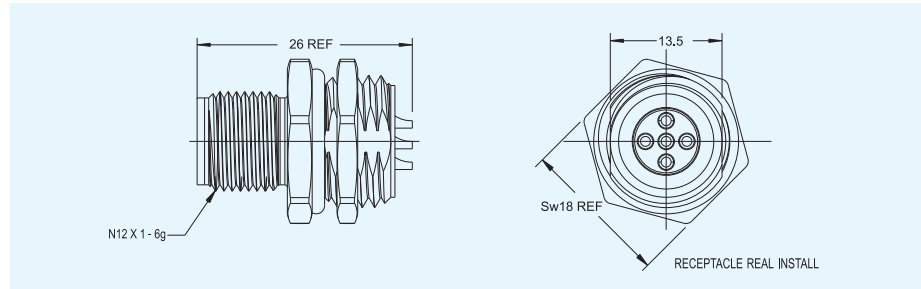
Part number

CJE12CRST\_PW\_R

- Blank (Gold) ,2,3,4 type contact available
- A,B,C,D,P code available
- 3,4,5,8 position available



### DIMENSIONS (Millimeters)

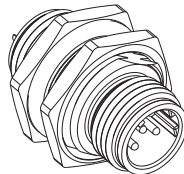


### RECEPTACLE FRONT LOCK MALE SOLDER TYPE

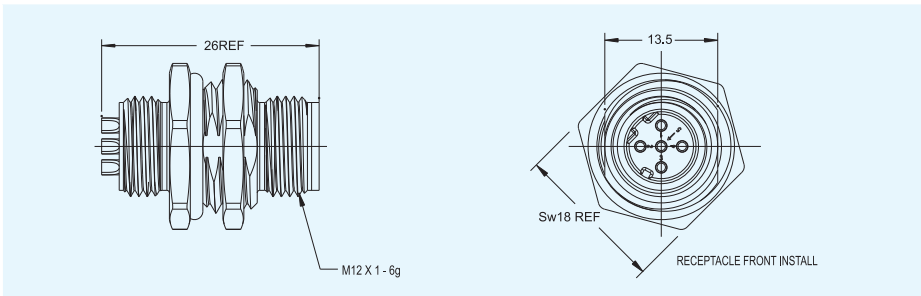
part number

CJE12CRST\_PW\_F

- Blank (Gold) ,2,3,4 type contact available
- A,B,C,D,P code available
- 3,4,5,8 position available



### DIMENSIONS (Millimeters)

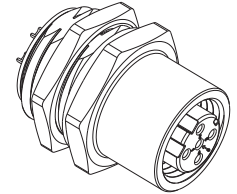


### RECEPTACLE REAL LOCK FEMALE SOLDER TYPE

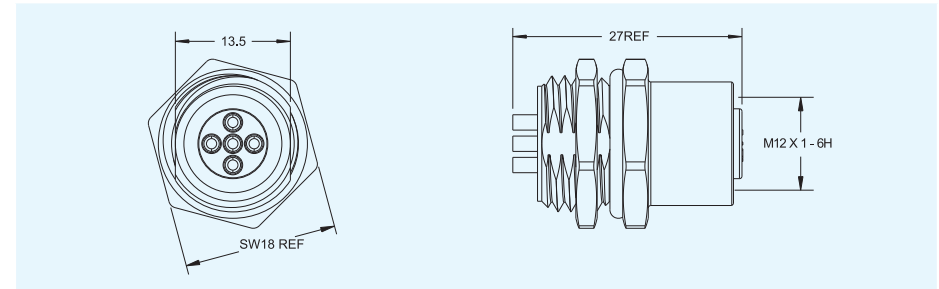
Part number

CJE12CRST\_SW\_R

- Blank (Gold) ,2,3,4 type contact available
- A,B,C,D,P code available
- 3,4,5,8 position available



### DIMENSIONS (Millimeters)

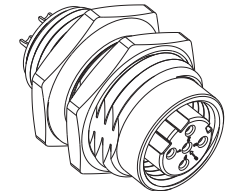


### RECEPTACLE FRONT LOCK FEMALE SOLDER TYPE

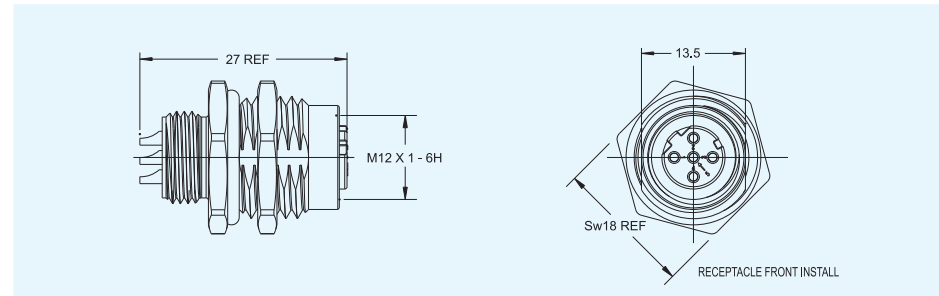
part number

CJE12CRST\_SW\_F

- Blank (Gold) ,2,3,4 type contact available
- A,B,C,D,P code available
- 3,4,5,8 position available



### DIMENSIONS (Millimeters)



### RECEPTACLE REAL LOCK MALE PCB TYPE

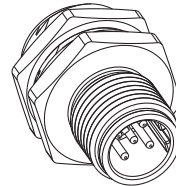
part number

CJE12CRST\_PP\_R

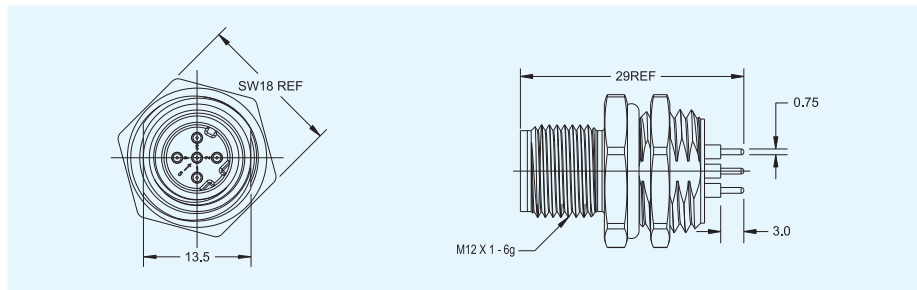
Blank (Gold) ,2,3,4 type contact available

A,B,C,D,P code available

3,4,5,8 position available



### DIMENSIONS (Millimeters)



### RECEPTACLE FRONT LOCK MALE PCB TYPE

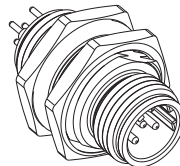
part number

CJE12CRST\_PP\_F

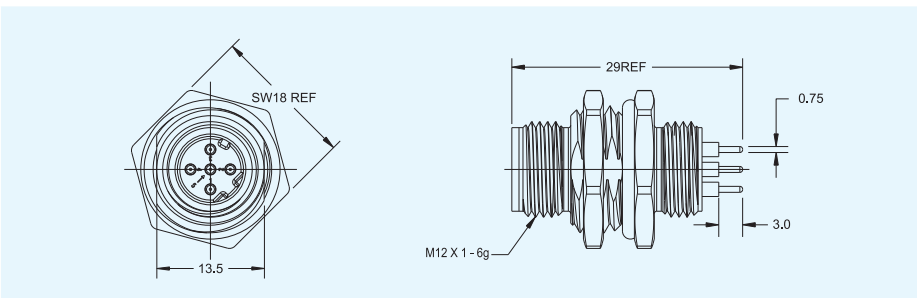
Blank (Gold) ,2,3,4 type contact available

A,B,C,D,P code available

3,4,5,8 position available



### DIMENSIONS (Millimeters)



### RECEPTACLE REAL LOCK FEMALE PCB TYPE

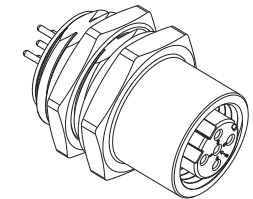
part number

CJE12CRST\_SP\_R

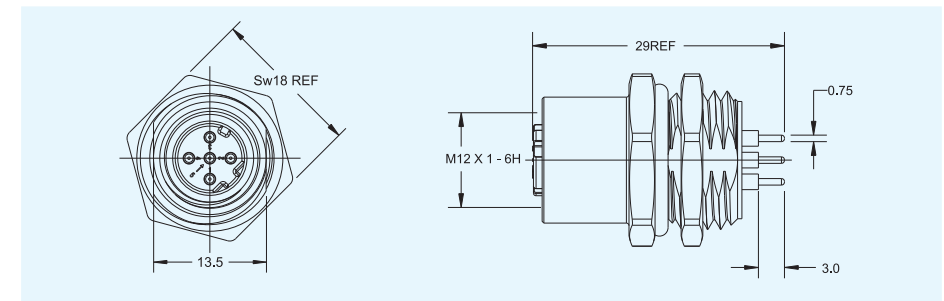
Blank (Gold) ,2,3,4 type contact available

A,B,C,D,P code available

3,4,5,8 position available



### DIMENSIONS (Millimeters)



### RECEPTACLE FRONT LOCK FEMALE PCB TYPE

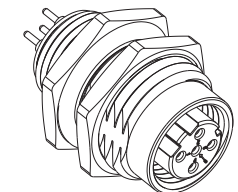
part number

CJE12CRST\_SP\_F

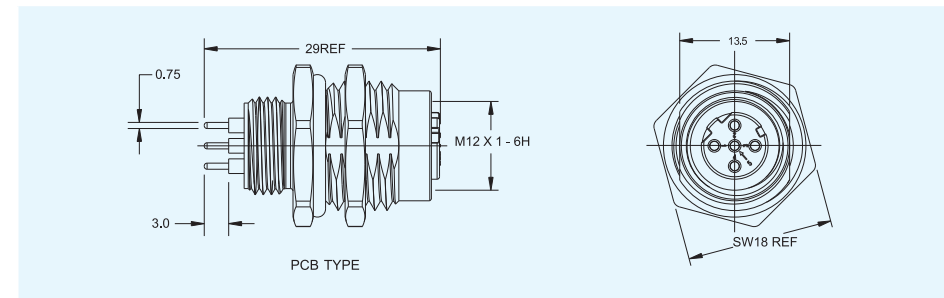
Blank (Gold) ,2,3,4 type contact available

A,B,C,D,P code available

3,4,5,8 position available



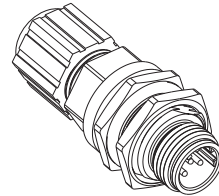
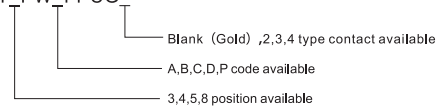
### DIMENSIONS (Millimeters)



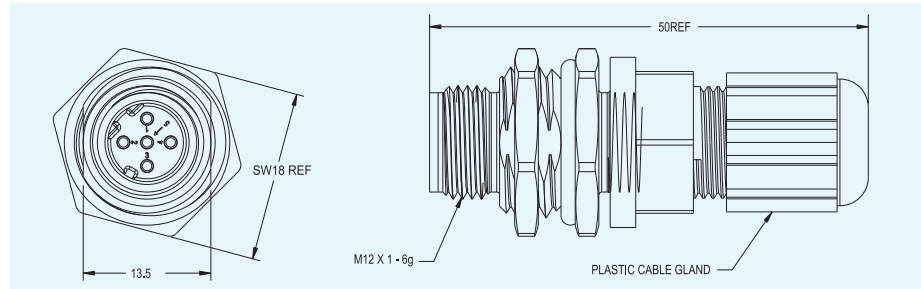
### RECEPTACLE FRONT LOCK MALE SOLDER WITH PLASTIC CABLE GLAND

part number

CJE12RST\_PW\_FPCG



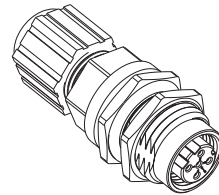
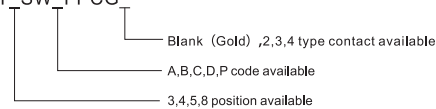
### DIMENSIONS (Millimeters)



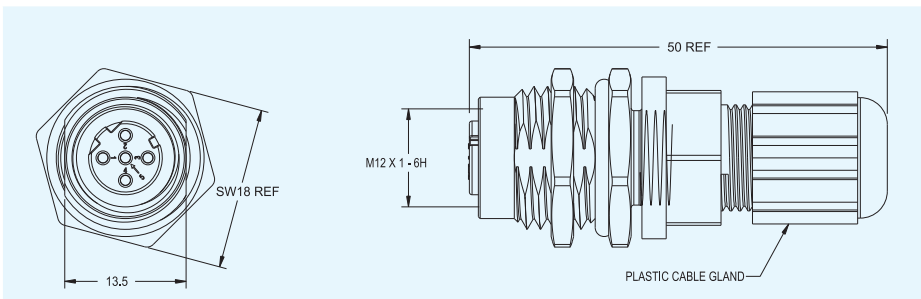
### RECEPTACLE FRONT LOCK FEMALE SOLDER WITH PLASTIC CABLE GLAND

part number

CJE12RST\_SW\_FPCG



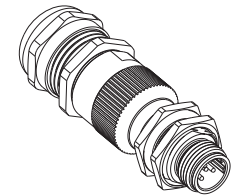
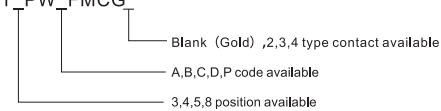
### DIMENSIONS (Millimeters)



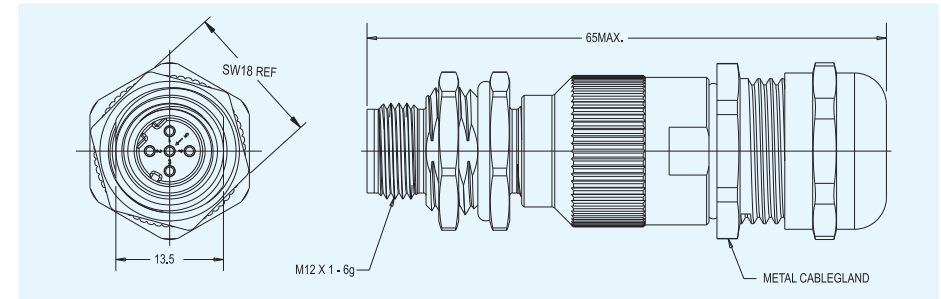
### RECEPTACLE FRONT LOCK MALE SOLDER WITH METAL CABLE GLAND

part number

CJE12RST\_PW\_FMCG



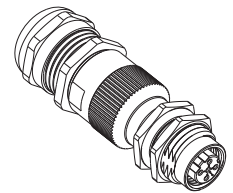
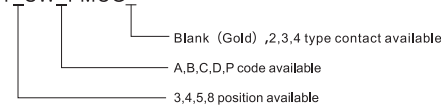
### DIMENSIONS (Millimeters)



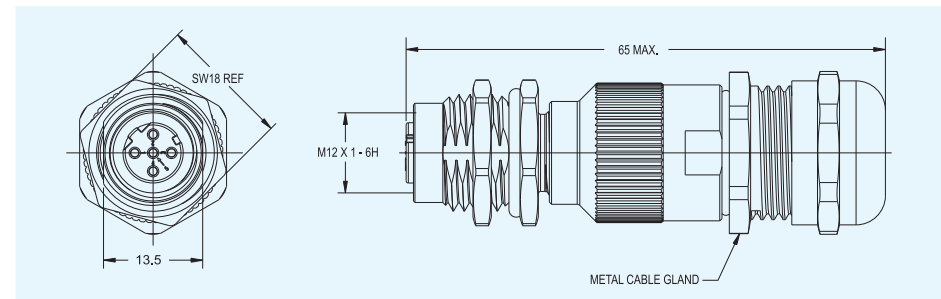
### RECEPTACLE FRONT LOCK FEMALE SOLDER WITH METAL CABLE GLAND

part number

CJE12RST\_SW\_FMCG



### DIMENSIONS (Millimeters)



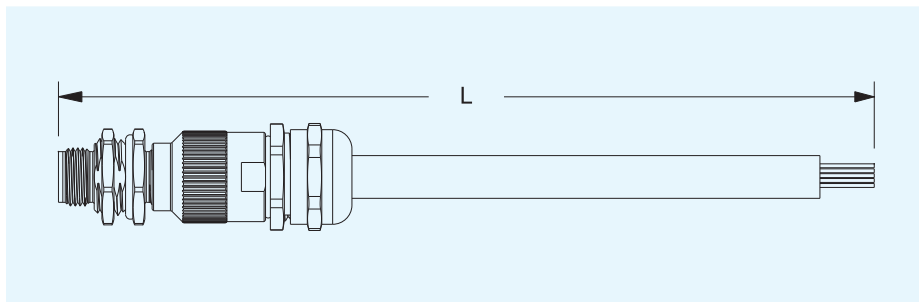
### RECEPTACLE FRONT LOCK MALE WITH METAL CABLE GLAND & CABLE ASSEMBLY

part number

CJE12RST\_PW\_FMCGL

- Blank (Gold) ,2,3,4 type contact available
- For customer request cable length optional
- A,B,C,D,P code available
- 3,4,5,8 position available

### DIMENSIONS (Millimeters)



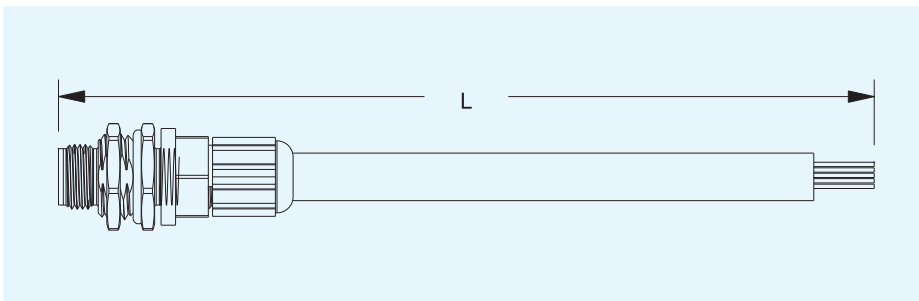
### RECEPTACLE FRONT LOCK MALE WITH PLASTIC CABLE GLAND & CABLE ASSEMBLY

part number

CJE12RST\_PW\_FPCGL

- Blank (Gold) ,2,3,4 type contact available
- For customer request cable length optional
- A,B,C,D,P code available
- 3,4,5,8 position available

### DIMENSIONS (Millimeters)



### How to order

For Plug

CJE12	C	P	ST	04	S	W	A	PCG	L	Blank
1	2	3	4	5	6	7	8	9	10	11

#### 1. CJE12 M12 x 1.0 thread locking

#### 2. Shell, coupling nut material :

A-----Al Alloy  
 C-----Copper Alloy  
 Z-----Zn Alloy

#### 3. Shell system

P-----Plug

#### 4. Backshell connection type

ST-----straight  
 RA-----Right Angle

#### 5. Insert arrangement

03, 04, 05, 08

#### 6. Contact type

S-----female contact  
 P-----male contact

#### 7. Contact connection type

W-----Solder wire  
 C-----crimp  
 S-----Screw

#### 8 Coding type

A-----A code only for 8 position  
 B-----B Code  
 D-----D code  
 C-----C Code  
 P-----P code

#### 9 Accessories type

PCG-----plastic cable gland  
 MCG-----Metal cable gland  
 Blank-----no Accessories

#### 10. For cable assembly optional

Overmolding cable assembly ,length is optional  
 L----for cable length, optional

#### 11-----Contact finish

Blank-----Gold plated  
 2-----Silver plated  
 3-----Tin plated  
 4-----Nickel plated



### PLUG STRAIGHT MALE WITH PLASTIC CABLE GLAND

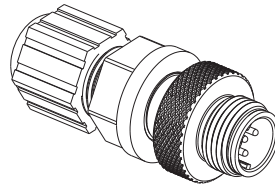
part number

CJE12CPST\_PW\_PCG

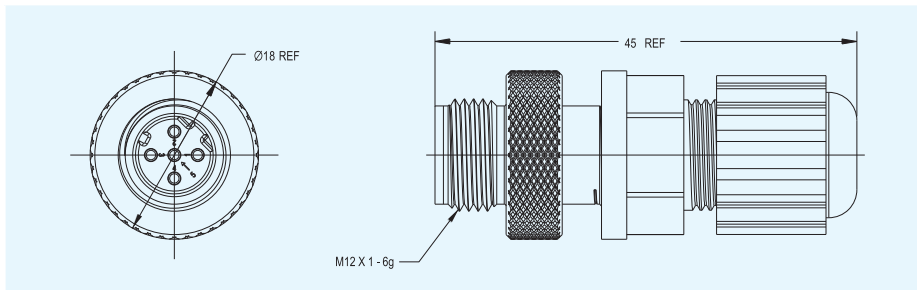
Blank (Gold) ,2,3,4 type contact available

A,B,C,D,P code available

3,4,5,8 position available



### DIMENSIONS (Millimeters)



### PLUG RIGHT ANGLE MALE WITH PLASTIC CABLE GLAND

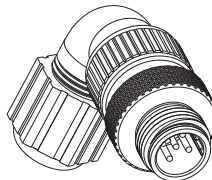
part number

CJE12CPRA\_PW\_PCG

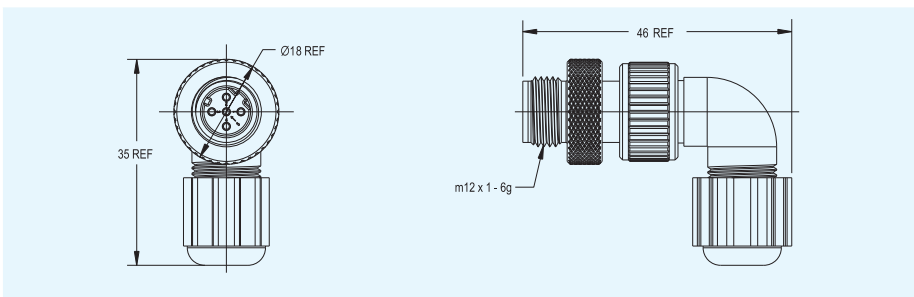
Blank (Gold) ,2,3,4 type contact available

A,B,C,D,P code available

3,4,5,8 position available



### DIMENSIONS (Millimeters)



### PLUG STRAIGHT FEMALE WITH PLASTIC CABLE GLAND

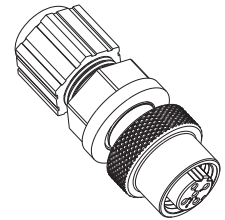
part number

CJE12CPST\_SW\_PCG

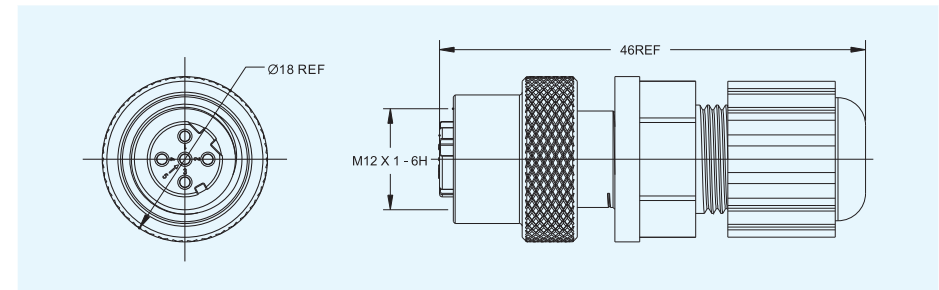
Blank (Gold) ,2,3,4 type contact available

A,B,C,D,P code available

3,4,5,8 position available



### DIMENSIONS (Millimeters)



### PLUG RIGHT ANGLE FEMALE WITH PLASTIC CABLE GLAND


part number

CJE12CPRA\_SW\_PCG

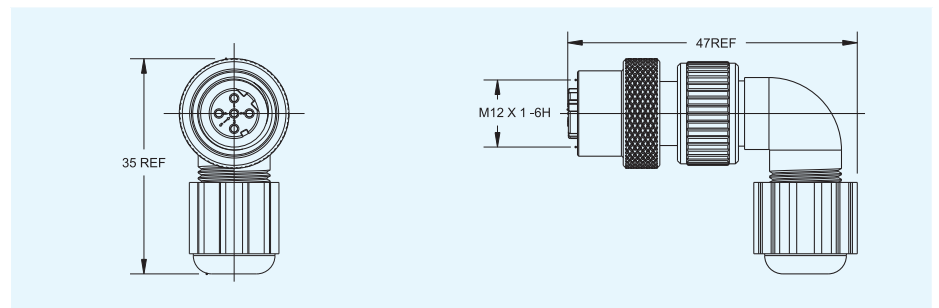
Blank (Gold) ,2,3,4 type contact available

A,B,C,D,P code available

3,4,5,8 position available



### DIMENSIONS (Millimeters)

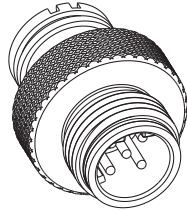


### PLUG MALE

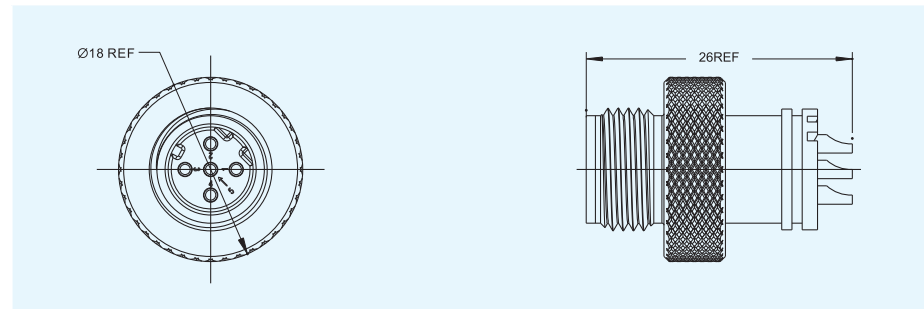
part number

CJE12CPST\_PW

- Blank (Gold) ,2,3,4 type contact available
- A,B,C,D,P code available
- 3,4,5,8 position available



### DIMENSIONS (Millimeters)

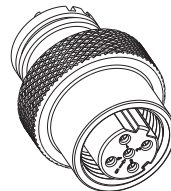


### PLUG FEMALE

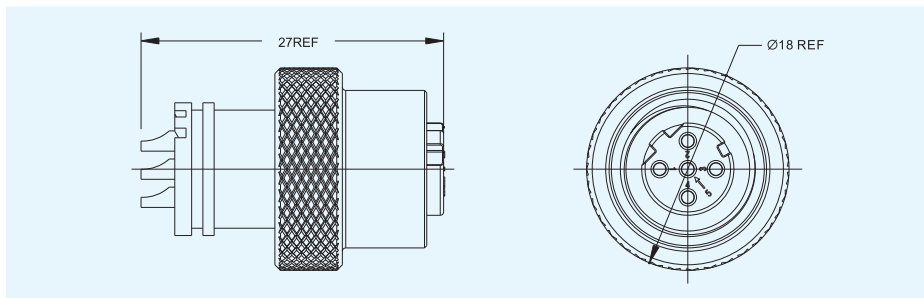
part number

CJE12CPST\_SW

- Blank (Gold) ,2,3,4 type contact available
- A,B,C,D,P code available
- 3,4,5,8 position available



### DIMENSIONS (Millimeters)



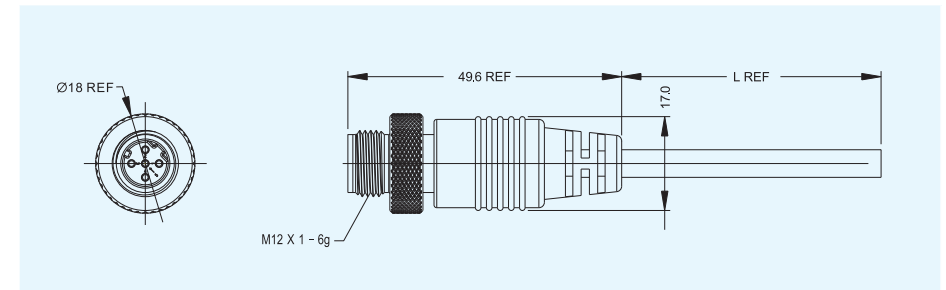
### PLUG STRAIGHT MALE OVERMOLDING CABLE ASSEMBLY

part number

CJE12CPST\_P

- Blank (Gold) ,2,3,4 type contact available
- A,B,C,D,P code available
- Solder wire(W) / crimp(C) type available
- 3,4,5,8 position available

### DIMENSIONS (Millimeters)



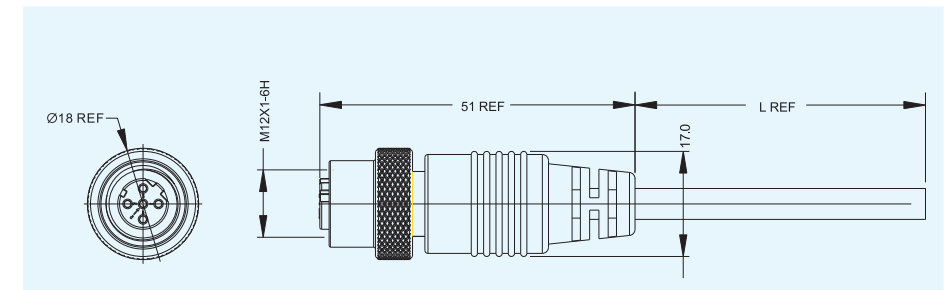
### PLUG STRAIGHT FEMALE OVERMOLDING CABLE ASSEMBLY

part number

CJE12CPST\_S

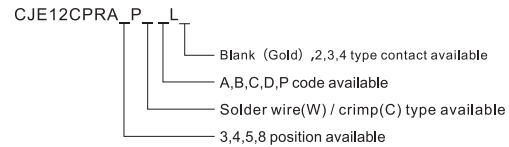
- Blank (Gold) ,2,3,4 type contact available
- A,B,C,D,P code available
- Solder wire(W) / crimp(C) type available
- 3,4,5,8 position available

### DIMENSIONS (Millimeters)

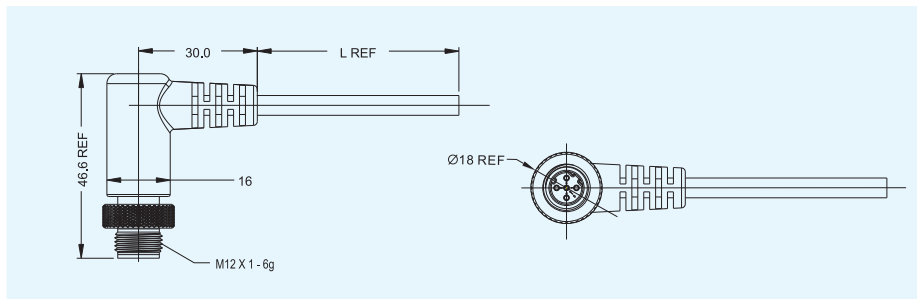


### PLUG RIGHT ANGLE MALE OVERMOLDING CABLE ASSEMBLY

part number

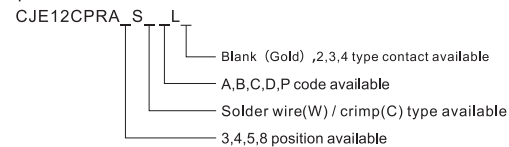


### DIMENSIONS (Millimeters)

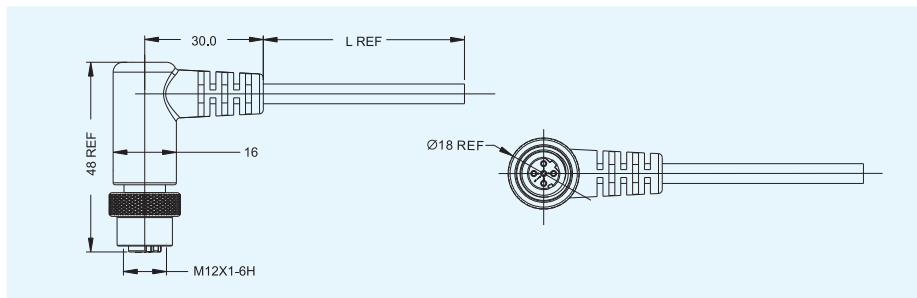


### PLUG RIGHT ANGLE FEMALE OVERMOLDING CABLE ASSEMBLY

part number

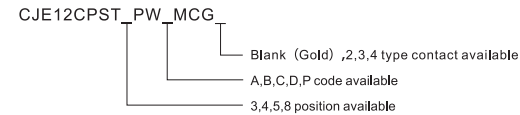


### DIMENSIONS (Millimeters)

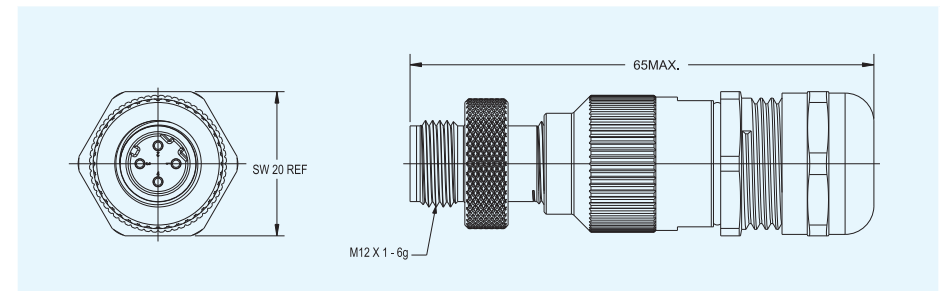


### PLUG STRAIGHT MALE WITH METAL CABLE GLAND TYPE

part number.

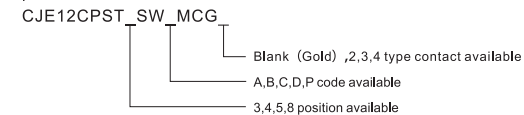


### DIMENSIONS (Millimeters)

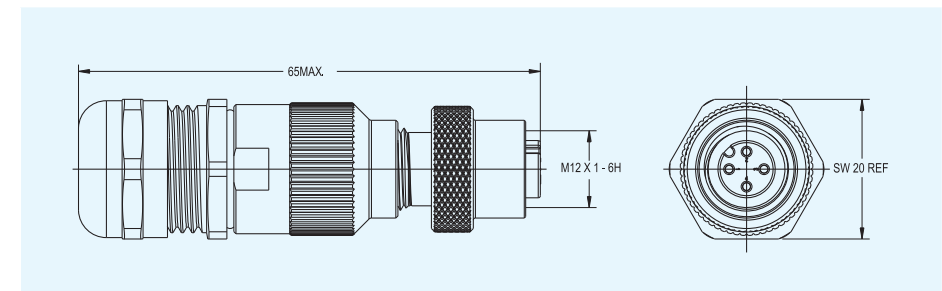


### PLUG STRAIGHT FEMALE WITH METAL CABLE GLAND TYPE

part number .



### DIMENSIONS (Millimeters)

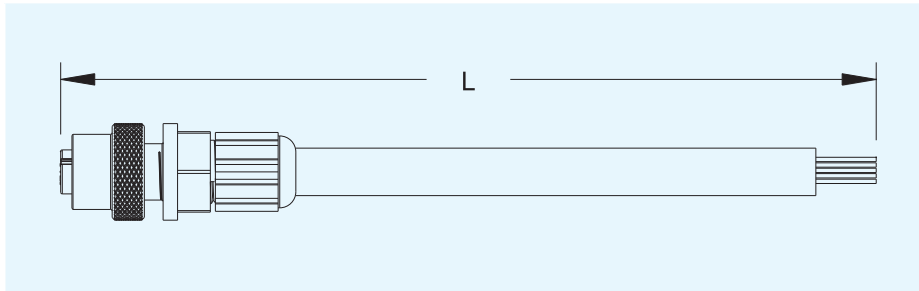


### PLUG STRAIGHT FEMALE WITH PLASTIC CABLE GLAND & CABLE ASSEMBLY

part number.

CJE12CPST\_SW\_PCGL  
 Blank (Gold) ,2,3,4 type contact available  
 A,B,C,D,P code available  
 3,4,5,8 position available

### DIMENSIONS (Millimeters)

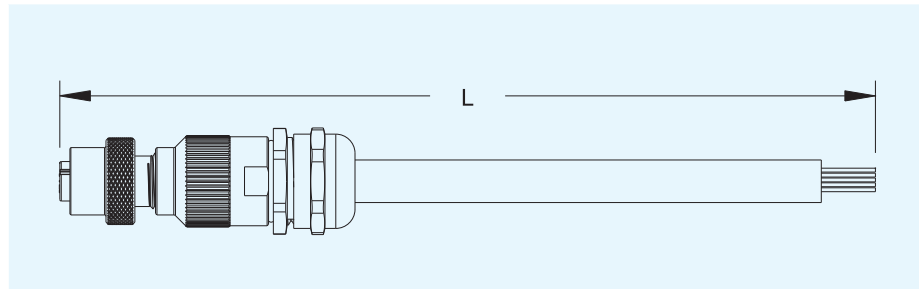


### PLUG STRAIGHT FEMALE WITH METAL CABLE GLAND & CABLE ASSEMBLY

part number.

CJE12CPST\_SW\_MCGL  
 Blank (Gold) ,2,3,4 type contact available  
 A,B,C,D,P code available  
 3,4,5,8 position available

### DIMENSIONS (Millimeters)



### Max-M12 Connector

Electrical & Environmental Characteristics:

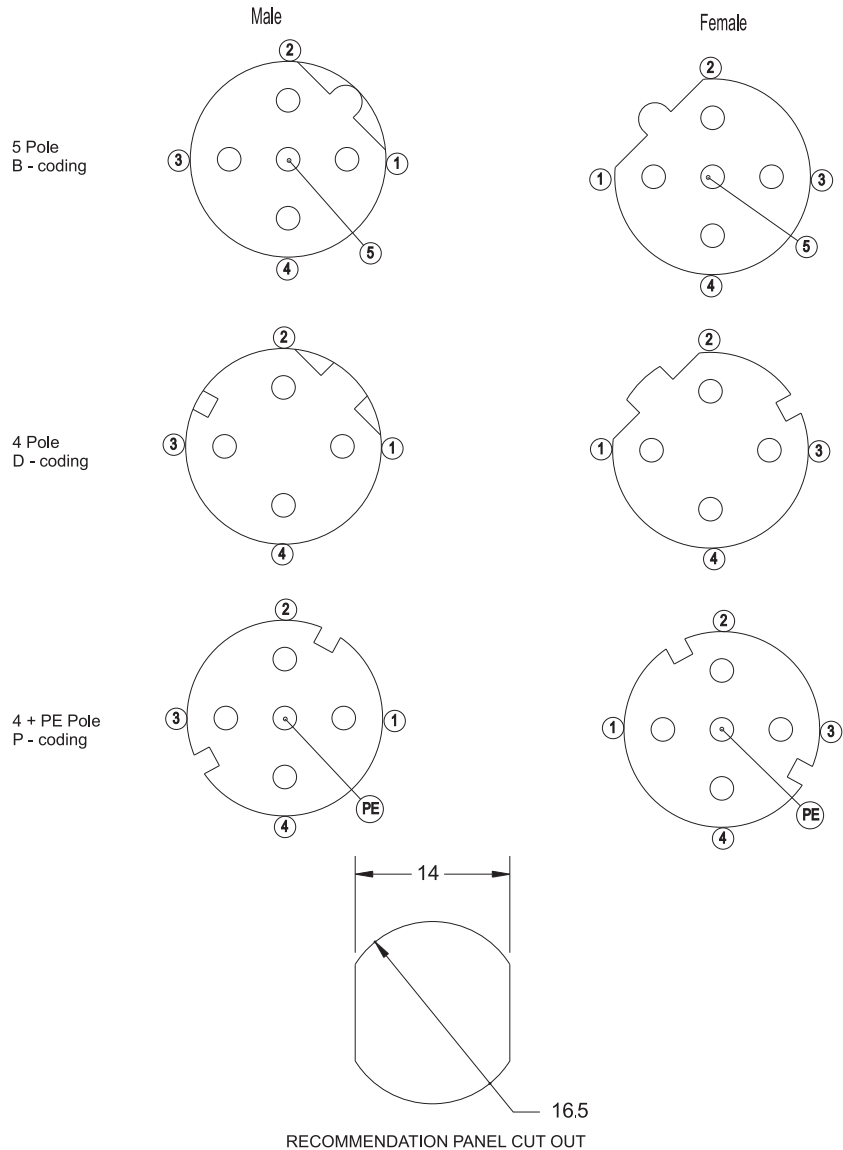
- SAE J 2839 Compliant
- IP 67 & IP 69 K Compliant
- Backward compatible with IEC 61076-2-101 (M12) with higher environmental rating
- Provisions for overall cable shield or drain wire to the connector plug housing
- Connection resistance – maximum millivolt drop of 50 millivolts



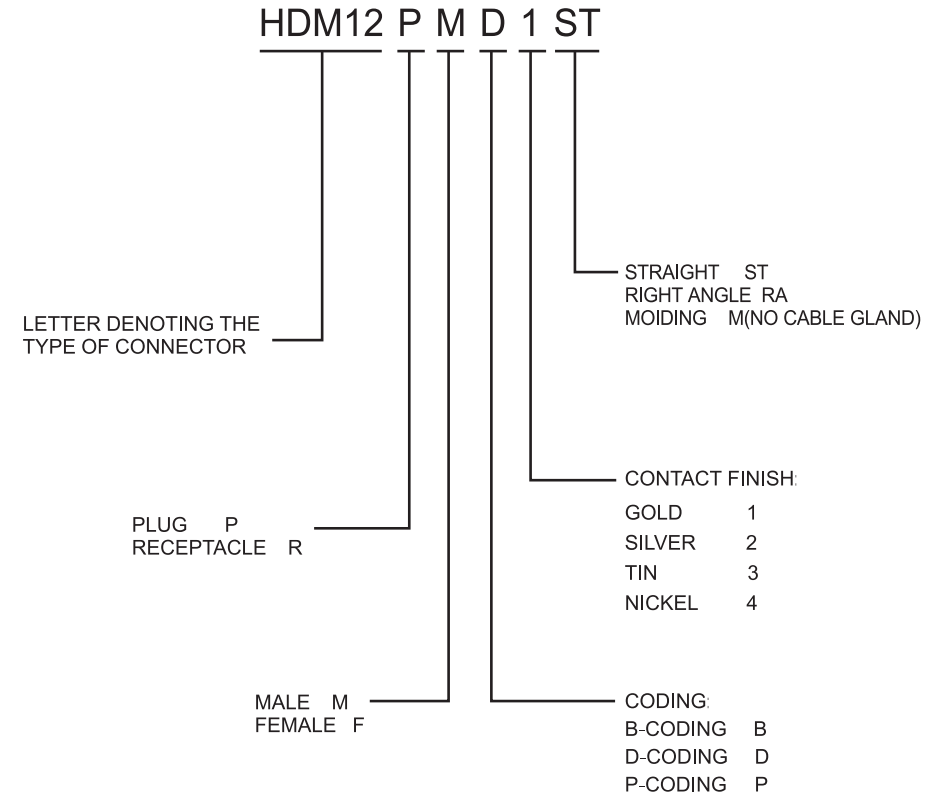
Operating Voltage	5 pin - 60V AC/DC 4 pin - 250V AC/DC	IEC 60664
Current Rating	4A MAX.	IEC 60512 TEST 5B
Temperature Rating	-40°C - +125°C	SAE J2030, 6 . 13
Dielectric Withstanding Voltage	1000V	IEC 60512, TEST 4A
Insulation Resistance	>20 Megohms	SAE J2030, 6 . 3
Rated Impulse Voltage	1500V	IEC 60664-1
Contact Resistance	<10 mΩ	IEC60512 TEST 2A
Vibration, Sine	10 - 2000 Hz, 20g, <1 us	SAE J2030, 6 . 15
Shock, Half Sine	10 CYCLES, 50g, 11mg, <1 us	SAE J2030, 6 . 16
Temperature Life	1000H AT 125°C + 3°C	SAE J2030, 6 . 6
Durability	50 CYCLES MIN.	SAE J2030, 6 . 11
Salt Fog	96H	SAE J2030, 6 . 12
Protection Class	IP67 and IP69K	IEC 60529
Wire Gauge	0.5 mm <sup>2</sup> (20AWG) or 0.8 mm <sup>2</sup> (18AWG)/ 0.75 mm <sup>2</sup>	SAE J1128 / ISO 6722
Cable OD.	ø 12.7 MAX.	
Recommended Torque	M12 THREAD, 0.8 - 1.0 Nm	
Connector Retention	444 N MIN	SAE J2030, 6 . 20
Contact Retention	110 N MIN	SAE J2030, 6 . 18

#### Applications:

- Construction Machinery & Equipment
- Forestry Equipment
- Navigation, GPS and Telematics Applications
- Mining Machinery & Equipment
- Agricultural Machinery & Equipment
- Harsh Environment Sensors, Controllers, Actuators, Switches, etc.



### How to order



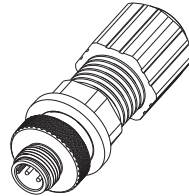
### PLUG STRAIGHT MALE

part number

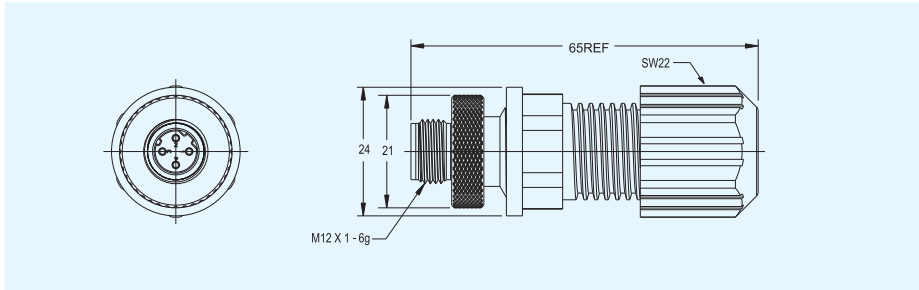
HDM12PM ST

1,2,3,4 type contact available

B,D,P, code available



### DIMENSIONS (Millimeters)



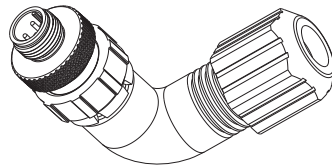
### PLUG RIGHT ANGLE MALE

part number

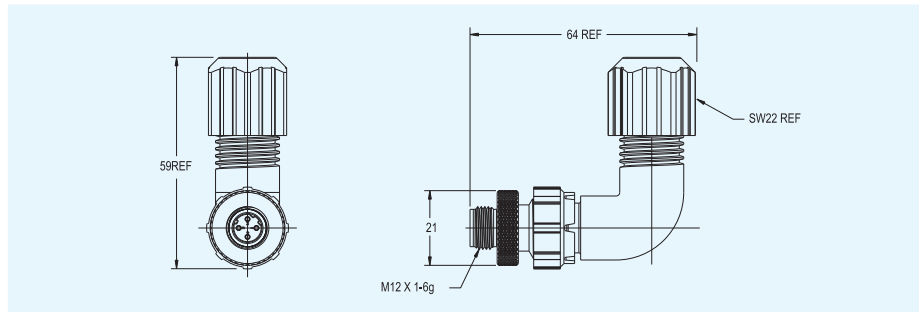
HDM12PM RA

1,2,3,4 type contact available

B,D,P, code available



### DIMENSIONS (Millimeters)



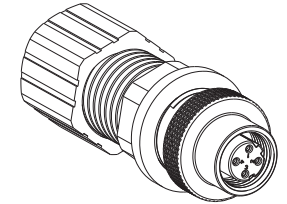
### PLUG STRAIGHT FEMALE

part number

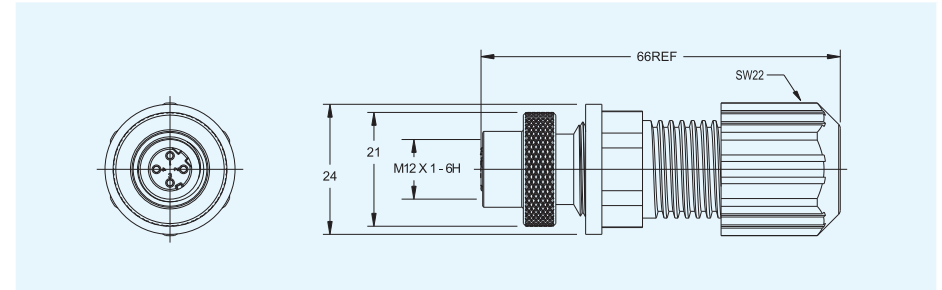
HDM12PF ST

1,2,3,4 type contact available

B,D,P, code available



### DIMENSIONS (Millimeters)



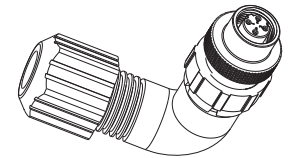
### PLUG RIGHT ANGLE FEMALE

part number

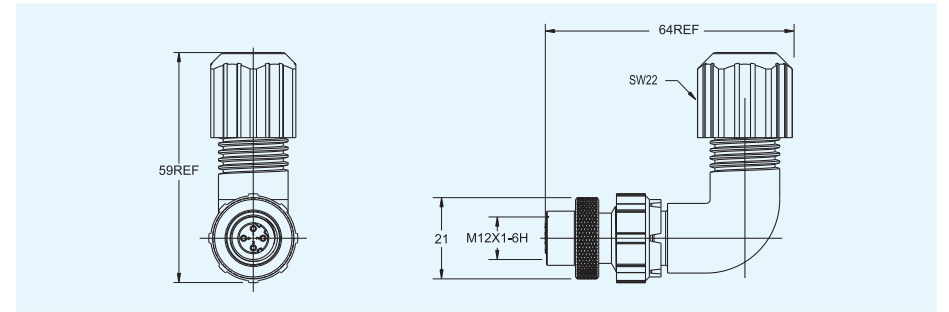
HDM12PF RA

1,2,3,4 type contact available

B,D,P, code available



### DIMENSIONS (Millimeters)



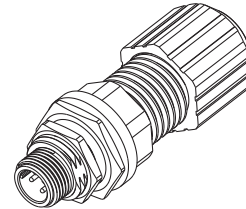
### RECEPTACLE STRAIGHT MALE

part number

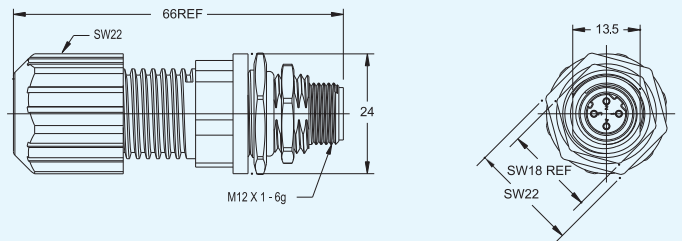
HDM12RM \_ ST

1,2,3,4 type contact available

B,D,P, code available



### DIMENSIONS (Millimeters)



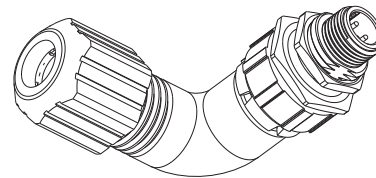
### RECEPTACLE RIGHT ANGLE MALE

part number

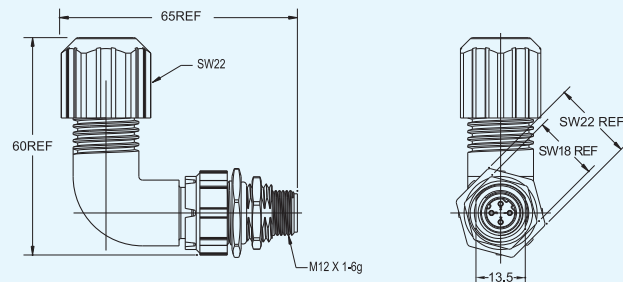
HDM12RM \_ RA

1,2,3,4 type contact available

B,D,P, code available



### DIMENSIONS (Millimeters)



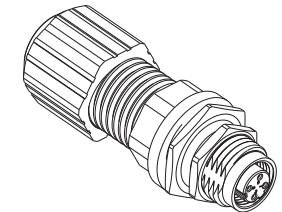
### RECEPTACLE STRAIGHT FEMALE

part number

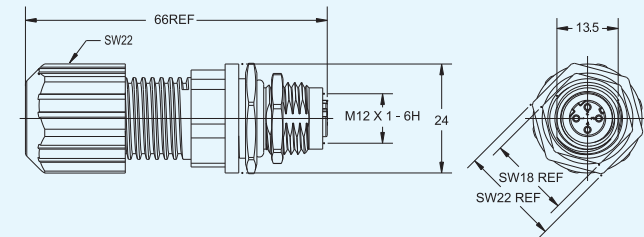
HDM12RF \_ ST

1,2,3,4 type contact available

B,D,P, code available



### DIMENSIONS (Millimeters)



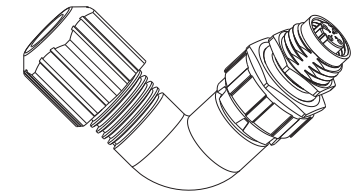
### RECEPTACLE RIGHT ANGLE FEMALE

part number

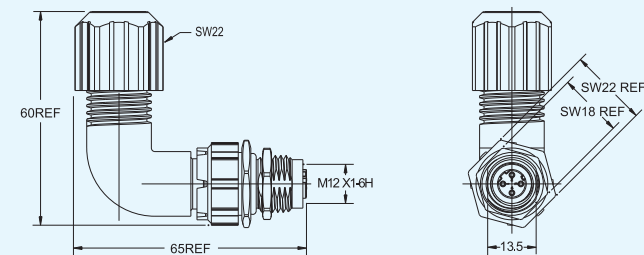
HDM12PF \_ RA

1,2,3,4 type contact available

B,D,P, code available



### DIMENSIONS (Millimeters)



### M8 SPECIFICATION

#### Mechanical Data:

- Durability: 500 Cycles
- Salt Spray: 720Hours different plating and base material
- Sealing Requirement: IP 67/IP68(mated)
- Operating temperature -40°C~+100°C

#### Standards:

- Connectors: IEC61076-2-101

#### Electrical:

- Insulation resistance:  $\geq 20M$  ohms
- Contact resistance  $\leq 5m$  ohms
- Rated current: 4A
- Operating voltage 60V AV/DC

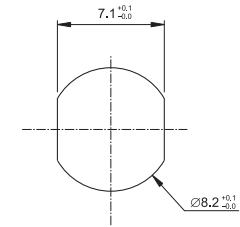
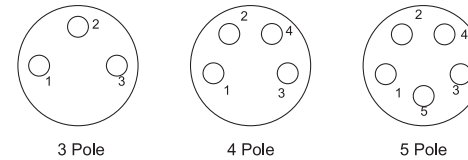
#### Materials:

- Shell, Screw/Nut: Copper/Al alloy/ Zn alloy with nickel plating
- Contact: copper with gold plating
- Insert material: PA+GF meet UL 94V0
- Sealing: Epoxy resin
- O-ring: NBR/SR

#### Cable characteristics:

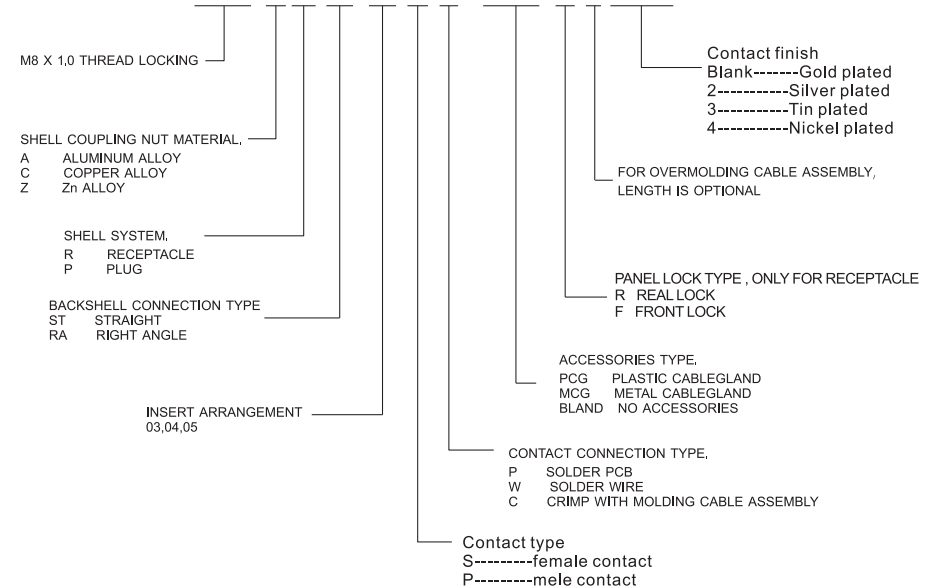
- Material: UL certified PVC or customer requestment
- Cable size: 22AWG-20AWG, 3C, 4C, 5C
- Current rating: 4A
- Voltage rating: 60V AC/DC
- Shielded/unshielded available.
- Heavy-duty application in harsh environments
- Highly resistant against abraion
- Good resistance against oil, lubricants, and coolants.
- Halogen free, hydrolysis and UV resistant.
- Flame retardant

#### INSERT ARRANGEMENT



RECOMMENDATION PANELCUT OUT

#### CJE8 C R ST 04 S W PCG R L Blank



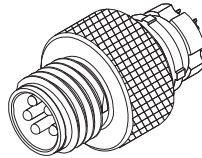


### PLUG STRAIGHT MALE CABLE ASSEMBLY

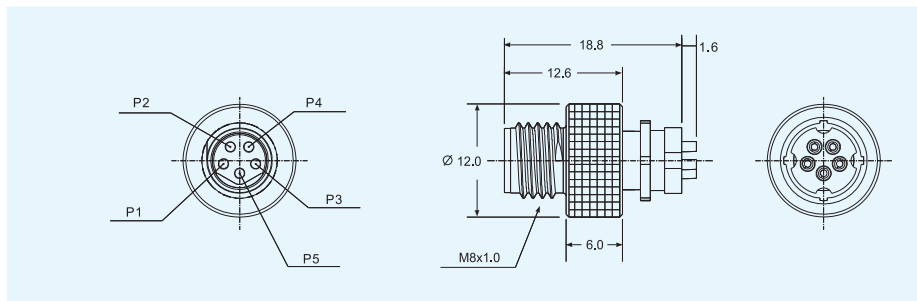
part number

CJE8CPST\_PW

- Blank (Gold) ,2,3,4 type contact available
- 3,4,5 position available



### DIMENSIONS (Millimeters)

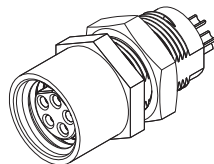


### RECEPTACLE REAL LOCK FEMALE SOLDER TYPE

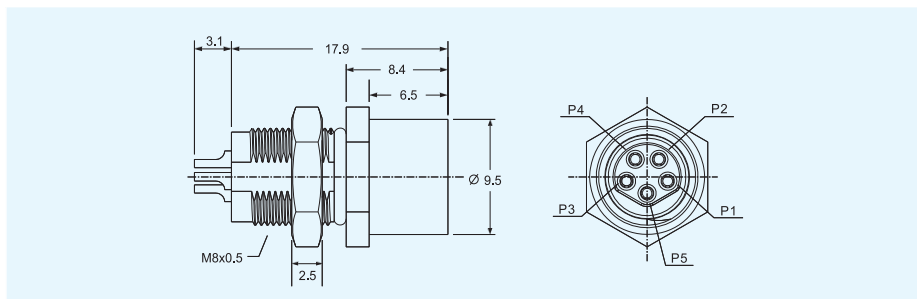
part number

CJE8CRST\_SWR

- Blank (Gold) ,2,3,4 type contact available
- 3,4,5 position available



### DIMENSIONS (Millimeters)



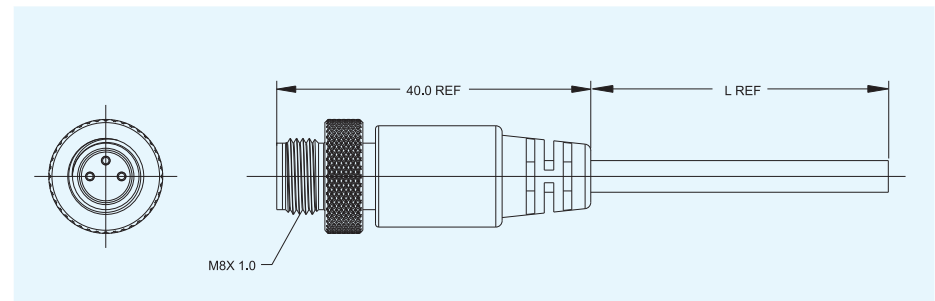
### PLUG STRAIGHT MALE OVERMOLDING CABLE ASSEMBLY

part number

CJE8CPST\_P L

- Blank (Gold) ,2,3,4 type contact available
- Solder wire(W)/crimp(C)type available
- 3,4,5 position available

### DIMENSIONS (Millimeters)



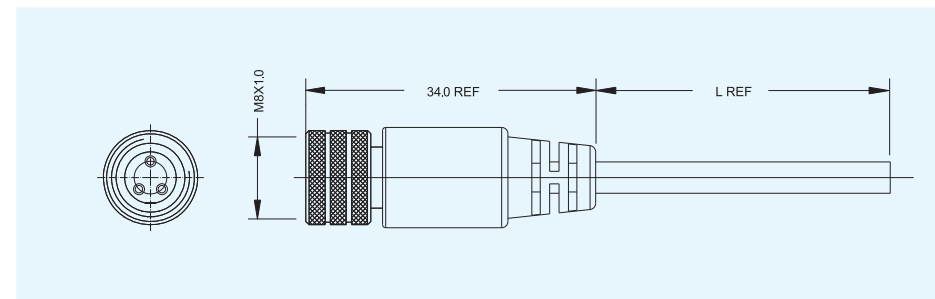
### PLUG STRAIGHT FEMALE OVERMOLDING CABLE ASSEMBLY

part number

CJE8CPST\_S L

- Blank (Gold) ,2,3,4 type contact available
- Solder wire(W)/crimp(C)type available
- 3,4,5 position available

### DIMENSIONS (Millimeters)

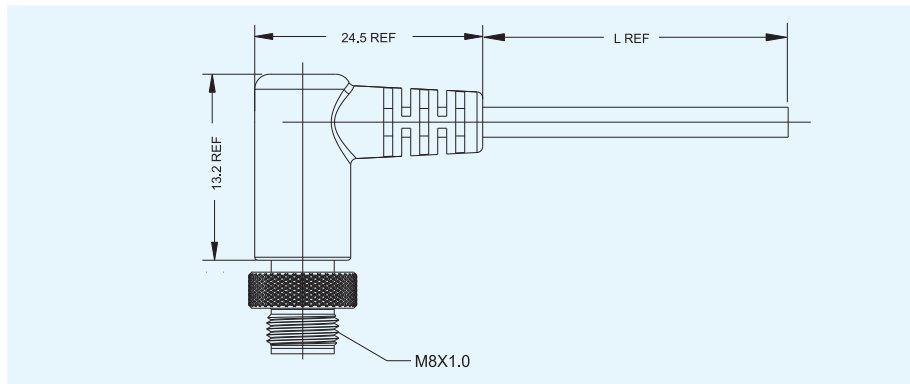


### PLUG RIGHT ANGLE MALE OVERMOLDING CABLE ASSEMBLY

part number

CJE8CPRA\_P L

- Blank (Gold) ,2,3,4 type contact available
- Solder wire(W)/crimp(C)type available
- 3,4,5 position available

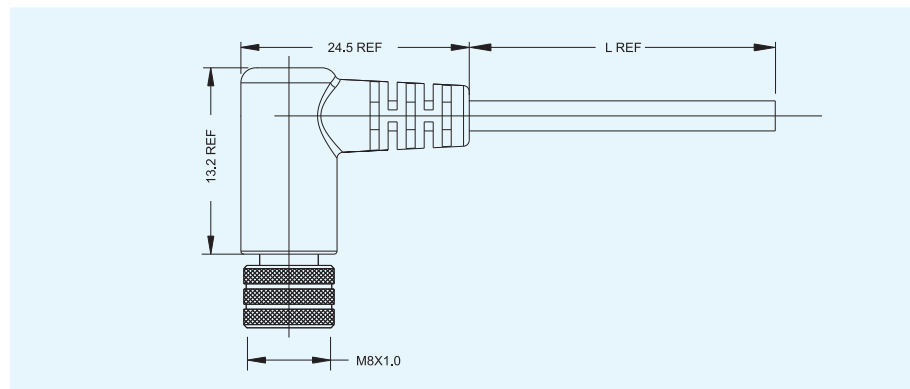


### PLUG RIGHT ANGLE FEMALE OVERMOLDING CABLE ASSEMBLY

part number

CJE8CPRA\_S L

- Blank (Gold) ,2,3,4 type contact available
- Solder wire(W)/crimp(C)type available
- 3,4,5 position available



### WITH SHIELD CABLE INSTALL INSTRUCTION

- Strip cable jacket about 30mm, fold the cable shield back on the jacket. Trim the insulation about 20mm.




- Strip insulation 5mm, then solder conductor to connector contact cup. Covered the joint with tube.



- Install the adapter to the connector, screw tightly.



- Make the shield between inner ring and outer ring, trim excess shield



- Push the inner ring and outer ring with shield into the adapter, screw the body and cap of cable gland



### WITHOUT SHIELD CABLE INSTALL INSTRUCTION

- Strip cable jacket 30mm.



- Strip insulation 5mm, then solder conductor to connector. Covered the joint with tube.



- Screw the cable gland body and cable gland cap.





Компания «ЭлектроПласт» предлагает заключение долгосрочных отношений при поставках импортных электронных компонентов на взаимовыгодных условиях!

Наши преимущества:

- Оперативные поставки широкого спектра электронных компонентов отечественного и импортного производства напрямую от производителей и с крупнейших мировых складов;
- Поставка более 17-ти миллионов наименований электронных компонентов;
- Поставка сложных, дефицитных, либо снятых с производства позиций;
- Оперативные сроки поставки под заказ (от 5 рабочих дней);
- Экспресс доставка в любую точку России;
- Техническая поддержка проекта, помощь в подборе аналогов, поставка прототипов;
- Система менеджмента качества сертифицирована по Международному стандарту ISO 9001;
- Лицензия ФСБ на осуществление работ с использованием сведений, составляющих государственную тайну;
- Поставка специализированных компонентов (Xilinx, Altera, Analog Devices, Intersil, Interpoint, Microsemi, Aeroflex, Peregrine, Syfer, Eurofarad, Texas Instrument, Miteq, Cobham, E2V, MA-COM, Hittite, Mini-Circuits, General Dynamics и др.);

Помимо этого, одним из направлений компании «ЭлектроПласт» является направление «Источники питания». Мы предлагаем Вам помощь Конструкторского отдела:

- Подбор оптимального решения, техническое обоснование при выборе компонента;
- Подбор аналогов;
- Консультации по применению компонента;
- Поставка образцов и прототипов;
- Техническая поддержка проекта;
- Защита от снятия компонента с производства.



#### Как с нами связаться

**Телефон:** 8 (812) 309 58 32 (многоканальный)

**Факс:** 8 (812) 320-02-42

**Электронная почта:** [org@eplast1.ru](mailto:org@eplast1.ru)

**Адрес:** 198099, г. Санкт-Петербург, ул. Калинина, дом 2, корпус 4, литера А.