




# Surface Mount Fuses

Thin Film > 0603 Size > Fast-Acting > 494 Series

## 494 Series Fuse, NRA Special Series Integrated Circuit Protector



### Agency Approvals

| AGENCY  | AGENCY FILE NUMBER | AMPERE RANGE |
|---|--------------------|--------------|
|  | E10480             | 250mA - 5A   |
|  | LR29862            | 250mA - 5A   |

### Electrical Characteristics for Series

| % of Ampere Rating | Opening Time at 25°C |
|--------------------|----------------------|
| 100%               | 4 hours, Minimum     |
| 200%               | 5 sec., Maximum      |
| 300%               | 0.2 sec., Maximum    |

### Additional Information



**Datasheet**



**Resources**



**Samples**

### Description

The 494 Series Fast-Acting SMF is an ultra small (0603 size) thin-film device designed for secondary protection of circuits used in space constrained applications such as hand-held portable electronic devices. This series is 100% lead-free and meets the requirements of the RoHS directive. New Halide-Free 494 Series fuses are available to order using the "HF" suffix. See Part Numbering section for additional information.

### Features



- Compatible with lead-free solders and higher temperature profiles
- High performance materials provide improved performance in elevated ambient temperature applications
- Marked on top surface with code to allow ampere rating identification without testing
- Low profile for height sensitive applications
- Flat top surface for pick-and-place operations
- Element-covering material is resistant to industry standard cleaning operations
- Mounting pad and electrical performance are identical to Littelfuse 431 and 434 Series products
- Alloy-based element construction provides superior inrush withstand characteristics (I<sup>2</sup>t) over ceramic or glass-based 0603 fuse products

### Applications

Secondary protection for space constrained applications:

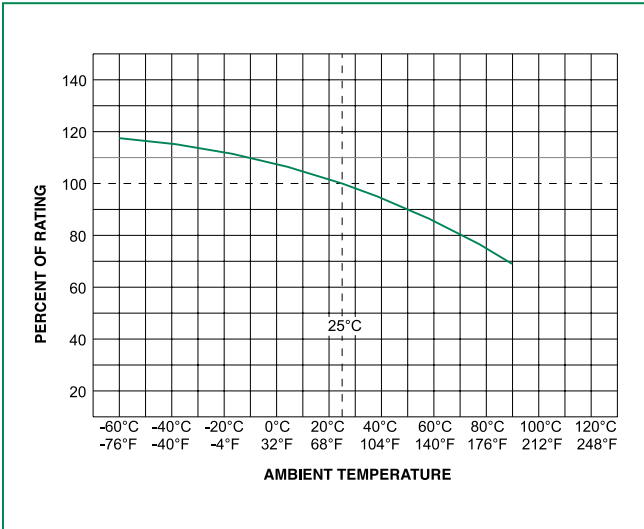
- Cell phones
- Battery packs
- Digital cameras
- DVD players
- Hard disk drives

### Electrical Specifications by Item

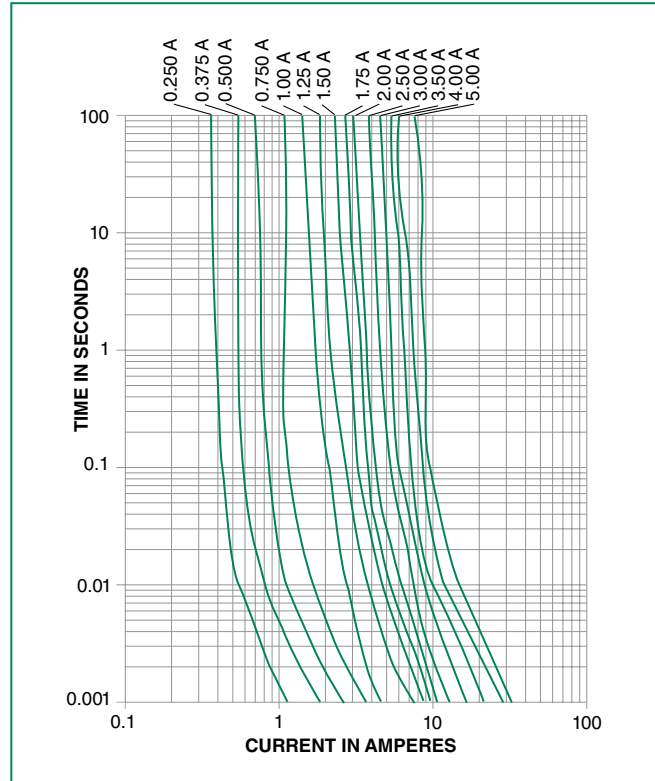
| Ampere Rating (A) | Amp Code | Max Voltage Rating (V) | Interrupting Rating | Nominal Cold Resistance (Ohms) | Nominal Melting I <sup>2</sup> t (A <sup>2</sup> sec) | Nom Voltage Drop (mV) | Nom Power Dissipation (W) | Agency Approvals  |   |
|-------------------|----------|------------------------|---------------------|--------------------------------|---|-----------------------|---------------------------|---|---|
|                   |          |                        |                     |                                |   |                       |                           |  |  |
| 0.250             | .250     | 32                     | 50A @32V AC/DC      | 0.5450                         | 0.0030  | 158.56                | 0.0396                    | x   | x   |
| 0.375             | .375     | 32                     |                     | 0.2900                         | 0.0053  | 128.03                | 0.0480                    | x   | x   |
| 0.500             | .500     | 32                     |                     | 0.1870                         | 0.0087  | 115.71                | 0.0579                    | x   | x   |
| 0.750             | .750     | 32                     |                     | 0.1170                         | 0.0171  | 107.33                | 0.0805                    | x   | x   |
| 1.00              | 001.     | 32                     |                     | 0.0710                         | 0.0212  | 89.10                 | 0.0891                    | x   | x   |
| 1.25              | 1.25     | 32                     | 35A @32V AC/DC      | 0.0530                         | 0.0518  | 84.32                 | 0.1054                    | x   | x   |
| 1.40              | 01.4     | 32                     |                     | 0.049                          | 0.05529   | 74.84                 | 0.1048                    | x   | x   |
| 1.50              | 01.5     | 32                     |                     | 0.0410                         | 0.0766  | 81.14                 | 0.1217                    | x   | x   |
| 1.75              | 1.75     | 32                     |                     | 0.0320                         | 0.0903  | 78.75                 | 0.1378                    | x   | x   |
| 2.00              | 002.     | 32                     |                     | 0.0300                         | 0.1103  | 78.22                 | 0.1564                    | x   | x   |
| 2.50              | 02.5     | 32                     |                     | 0.0220                         | 0.1440  | 76.10                 | 0.1903                    | x   | x   |
| 3.00              | 003.     | 32                     |                     | 0.0180                         | 0.2403  | 75.04                 | 0.2251                    | x   | x   |
| 3.15              | 3.15     | 32                     |                     | 0.017                          | 0.27405   | 63.78                 | 0.2009                    | x   | x   |
| 3.50              | 03.5     | 32                     |                     | 0.0150                         | 0.4306  | 74.25                 | 0.2599                    | x   | x   |
| 4.00              | 004.     | 32                     |                     | 0.0130                         | 0.5760  | 73.72                 | 0.2949                    | x   | x   |
| 5.00              | 005.     | 32                     | 0.0090              | 0.9000                         | 72.71   | 0.3635                | x                         | x   |   |

1. Measured at 10% of rated current, 25°C. 2. Measured at rated voltage.

**Temperature Derating Curve**

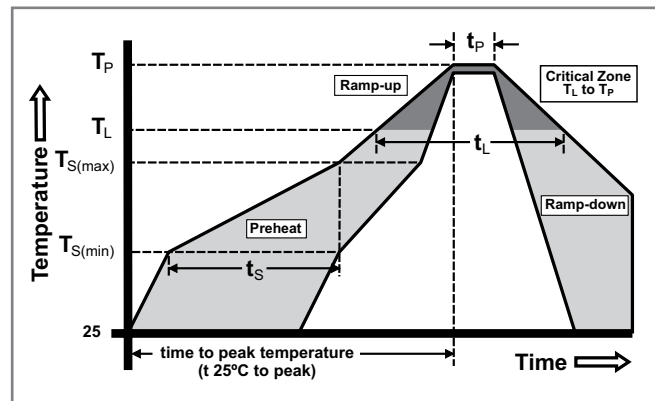


**Average Time Current Curves**



**Soldering Parameters**

|  |                                    |                         |
|--|------------------------------------|-------------------------|
| Reflow Condition                                       |                                    | Pb – free assembly      |
| Pre Heat   | - Temperature Min ( $T_{s(min)}$ ) | 150°C                   |
|  | - Temperature Max ( $T_{s(max)}$ ) | 200°C                   |
|  | - Time (Min to Max) ( $t_s$ )      | 60 – 180 seconds        |
| Average Ramp-up Rate (Liquidus Temp ( $T_L$ ) to peak) |                                    | 5°C/second max.         |
| $T_{s(max)}$ to $T_L$ - Ramp-up Rate                   |                                    | 5°C/second max.         |
| Reflow   | - Temperature ( $T_L$ ) (Liquidus) | 217°C                   |
|  | - Temperature ( $t_L$ )            | 60 – 150 seconds        |
| Peak Temperature ( $T_p$ )                             |                                    | 250 <sup>+0/-5</sup> °C |
| Time within 5°C of actual peak Temperature ( $t_p$ )   |                                    | 20 – 40 seconds         |
| Ramp-down Rate   |                                    | 5°C/second max.         |
| Time 25°C to peak Temperature ( $T_p$ )                |                                    | 8 minutes max.          |
| Do not exceed  |                                    | 260°C                   |

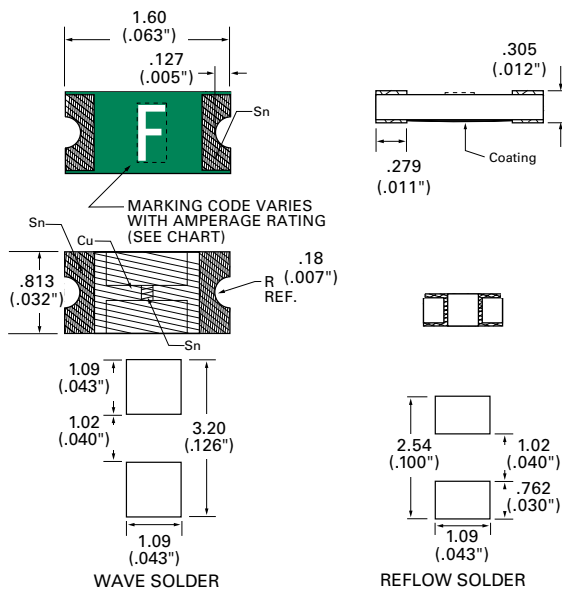


## Product Characteristics

|                              |   |
|------------------------------|---|
| <b>Materials</b>             | <b>Body:</b> Advanced High Temperature Substrate<br><b>Terminations:</b> 100% Tin over Nickel over Copper<br><b>Element Cover Coat:</b> Conformal Coating |
| <b>Operating Temperature</b> | - 55°C to 90°C. Consult temperature derating curve chart. For operation above 90°C contact Littelfuse.  |
| <b>Humidity</b>              | MIL-STD-202F, Method 103B, Condition D  |

|  |  |
|--|--|
| <b>Thermal Shock</b>                         | Withstands 5 cycles of - 55°C to 125°C                     |
| <b>Vibration</b>                             | Per MIL-STD-202F   |
| <b>Insulation Resistance (After Opening)</b> | Greater than 10,000 ohms                                   |
| <b>Resistance to Soldering Heat</b>          | Withstands 60 seconds above 200°C and up to 260°C, maximum |

## Dimensions



## Part Marking System

| Amp Code | Marking Code |
|----------|--------------|
| .250     | <b>D</b>     |
| .375     | <b>E</b>     |
| .500     | <b>F</b>     |
| .750     | <b>G</b>     |
| 001.     | <b>H</b>     |
| 1.25     | <b>J</b>     |
| 01.4     | <b>III</b>   |
| 01.5     | <b>K</b>     |
| 1.75     | <b>L</b>     |
| 002.     | <b>N</b>     |
| 02.5     | <b>O</b>     |
| 003.     | <b>P</b>     |
| 3.15     | <b>III</b>   |
| 03.5     | <b>R</b>     |
| 004.     | <b>S</b>     |
| 005.     | <b>T</b>     |

## Packaging

| Packaging Option  | Packaging Specification        | Quantity | Quantity & Packaging Code |
|-------------------|--------------------------------|----------|---------------------------|
| 8mm Tape and Reel | EIA RS-481-2 (IEC 286, part 3) | 5000     | NR                        |

## Part Numbering System

**0494002.NRHF**

**SERIES**

**AMP Code**

Refer to Amp Code column in the Electrical Specifications table.  
NOTE: The dot is positioned before the Packaging Suffix with whole ratings and within the numbering sequence for fractional ratings.

**PACKAGING Code**

NR = Tape and Reel, 5000 pcs

**'HF' SUFFIX HALIDE FREE ITEM**



Компания «ЭлектроПласт» предлагает заключение долгосрочных отношений при поставках импортных электронных компонентов на взаимовыгодных условиях!

Наши преимущества:

- Оперативные поставки широкого спектра электронных компонентов отечественного и импортного производства напрямую от производителей и с крупнейших мировых складов;
- Поставка более 17-ти миллионов наименований электронных компонентов;
- Поставка сложных, дефицитных, либо снятых с производства позиций;
- Оперативные сроки поставки под заказ (от 5 рабочих дней);
- Экспресс доставка в любую точку России;
- Техническая поддержка проекта, помощь в подборе аналогов, поставка прототипов;
- Система менеджмента качества сертифицирована по Международному стандарту ISO 9001;
- Лицензия ФСБ на осуществление работ с использованием сведений, составляющих государственную тайну;
- Поставка специализированных компонентов (Xilinx, Altera, Analog Devices, Intersil, Interpoint, Microsemi, Aeroflex, Peregrine, Syfer, Eurofarad, Texas Instrument, Miteq, Cobham, E2V, MA-COM, Hittite, Mini-Circuits, General Dynamics и др.);

Помимо этого, одним из направлений компании «ЭлектроПласт» является направление «Источники питания». Мы предлагаем Вам помощь Конструкторского отдела:

- Подбор оптимального решения, техническое обоснование при выборе компонента;
- Подбор аналогов;
- Консультации по применению компонента;
- Поставка образцов и прототипов;
- Техническая поддержка проекта;
- Защита от снятия компонента с производства.



#### Как с нами связаться

**Телефон:** 8 (812) 309 58 32 (многоканальный)

**Факс:** 8 (812) 320-02-42

**Электронная почта:** [org@eplast1.ru](mailto:org@eplast1.ru)

**Адрес:** 198099, г. Санкт-Петербург, ул. Калинина, дом 2, корпус 4, литера А.