


40 Series

Ohmicone® Silicone-Ceramic Conformal Axial Terminal Wirewound 1% and 5% Tolerance Standard



Ohmite 40 Series resistors are the most economical conformal silicone-ceramic coated resistors offered. These all-welded units are characterized by their low temperature coefficients and resistance to thermal shock, making them ideal for a wide range of electrical and electronic applications.

Units with 1% and 5% tolerances are identical in construction and electrical specifications. Durable but economical 40 Series resistors exceed industry requirements for quality.

FEATURES

- Economical
- Applications include commercial, industrial and communications equipment
- Stability under high temperature conditions
- All-welded construction
- RoHS compliant; add "E" suffix to part number to specify.

SERIES SPECIFICATIONS

Series	Wattage	Ohms	Voltage
41	1.0	0.10-6K	150
42	2.0	0.10-8K	100
43	3.0	0.10-20K	200
45	5.0	0.10-70K	460
47	7.0	0.10-80K	670
40	10.0	0.10-150K	1000

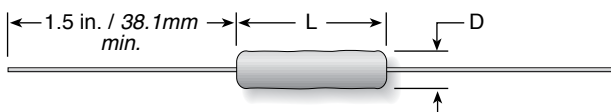
Non-Inductive versions available. Insert "N" before tolerance code.
Example: 42NJ27R

CHARACTERISTICS

Coating	Conformal silicone-ceramic.
Core	Ceramic.
Terminals	Solder-coated copper clad axial. RoHS solder composition is 96% Sn, 3.5% Ag, 0.5% Cu
Derating	Linearly from 100% @ +25°C to 0% @ +275°C.
Tolerance	±5% (J type), ±1% (F type) (other tolerances available).
Power rating	Based on 25°C free air rating
Overload	Under 5 watts: 5 times rated wattage for 5 seconds. 5 watts and over: 10 times rated wattage for 5 seconds.
Temperature coefficient	Under 1Ω: ±90 ppm/°C; 1Ω to 9.99Ω: ±50 ppm/°C; 10Ω and over: ±20 ppm/°C
Operating temp. range	-55°C to 275°C

DIMENSIONS

(in./mm max.)



Series	Wattage	Length	Diam.	Lead ga.
41	1.0	0.437 / 11.1	0.125 / 3.2	24
42	2.0	0.406 / 10.3	0.219 / 5.6	20
43	3.0	0.593 / 15.1	0.219 / 5.6	20
45	5.0	0.937 / 23.8	0.343 / 8.7	18
47	7.0	1.280 / 32.5	0.343 / 8.7	18
40	10.0	1.900 / 48.3	0.406 / 10.3	18

(continued)

40 Series

Ohmicone® Silicone-Ceramic Conformal Axial Terminal Wirewound 1% and 5% Tolerance Standard

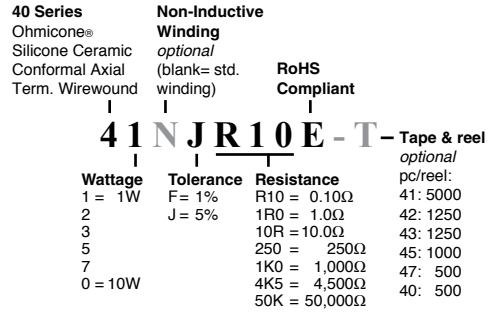
ORDERING INFORMATION

Standard part numbers

Ohmic value	Wattage and Tolerance										Ohmic value	Wattage and Tolerance										Ohmic value	Wattage and Tolerance																
	1% Tolerance					5% Tolerance						1% Tolerance					5% Tolerance						1% Tolerance					5% Tolerance											
Part No. Prefix > Suffix >	1	3	5	10	1	2	3	5	10	Part No. Prefix > Suffix >	1	3	5	10	1	2	3	5	10	Part No. Prefix > Suffix >	1	3	5	10	1	2	3	5	10	Part No. Prefix > Suffix >	1	3	5	10	1	2	3	5	10
0.1 —R10	✓	✓	✓	✓	✓	✓	✓	✓	✓	✓	68 —68R	✓	✓	✓	✓	✓	✓	✓	✓	✓	2,200 —2K2	✓	✓	✓	✓	✓	✓	✓	✓	✓	✓	✓	✓	✓					
0.15 —R15	✓	✓	✓	✓	✓	✓	✓	✓	✓	✓	75 —75R	✓	✓	✓	✓	✓	✓	✓	✓	✓	2,500 —2K5	✓	✓	✓	✓	✓	✓	✓	✓	✓	✓	✓	✓	✓					
0.2 —R20	✓	✓	✓	✓	✓	✓	✓	✓	✓	✓	82 —82R	✱	✓	✓	✓	✓	✓	✓	✓	✓	2,700 —2K7	✱	✱	✓	✓	✓	✓	✓	✓	✓	✓	✓	✓	✓					
0.25 —R25	✓	✓	✓	✓	✓	✓	✓	✓	✓	✓	100 —100	✓	✓	✓	✓	✓	✓	✓	✓	✓	3,000 —3K0	✓	✓	✓	✓	✓	✓	✓	✓	✓	✓	✓	✓	✓	✓				
0.3 —R30	✓	✓	✓	✓	✓	✓	✓	✓	✓	✓	120 —120	✱	✓	✓	✓	✓	✓	✓	✓	✓	3,300 —3K3	✓	✓	✓	✓	✓	✓	✓	✓	✓	✓	✓	✓	✓	✓				
0.33 —R33	✓	✓	✓	✓	✓	✓	✓	✓	✓	✓	125 —125	✓	✱	✓	✓	✓	✓	✓	✓	✓	3,500 —3K5	✓	✓	✓	✓	✓	✓	✓	✓	✓	✓	✓	✓	✓	✓				
0.4 —R40	✓	✓	✓	✓	✓	✓	✓	✓	✓	✓	150 —150	✓	✓	✓	✓	✓	✓	✓	✓	✓	3,900 —3K9	✓	✓	✓	✓	✓	✓	✓	✓	✓	✓	✓	✓	✓	✓				
0.5 —R50	✓	✓	✓	✓	✓	✓	✓	✓	✓	✓	180 —180	✓	✓	✓	✓	✓	✓	✓	✓	✓	4,000 —4K0	✓	✓	✓	✓	✓	✓	✓	✓	✓	✓	✓	✓	✓	✓				
0.75 —R75	✓	✱	✓	✓	✓	✓	✓	✓	✓	✓	200 —200	✓	✓	✓	✓	✓	✓	✓	✓	✓	4,500 —4K5	✓	✓	✓	✓	✓	✓	✓	✓	✓	✓	✓	✓	✓	✓				
1 —1R0	✓	✓	✓	✓	✓	✓	✓	✓	✓	✓	220 —220	✓	✓	✓	✓	✓	✓	✓	✓	✓	4,700 —4K7	✓	✓	✓	✓	✓	✓	✓	✓	✓	✓	✓	✓	✓	✓				
1.5 —1R5	✓	✓	✓	✓	✓	✓	✓	✓	✓	✓	225 —225	✱	✱	✓	✓	✓	✓	✓	✓	✓	5,000 —5K0	✓	✓	✓	✓	✓	✓	✓	✓	✓	✓	✓	✓	✓	✓				
2 —2R0	✓	✓	✓	✓	✓	✓	✓	✓	✓	✓	250 —250	✓	✓	✓	✓	✓	✓	✓	✓	✓	6,000 —6K0	✓	✓	✓	✓	✓	✓	✓	✓	✓	✓	✓	✓	✓	✓				
2.2 —2R2	✓	✓	✓	✓	✓	✓	✓	✓	✓	✓	270 —270	✓	✓	✓	✓	✓	✓	✓	✓	✓	6,800 —6K8	✓	✓	✓	✓	✓	✓	✓	✓	✓	✓	✓	✓	✓	✓				
3 —3R0	✓	✓	✓	✓	✓	✓	✓	✓	✓	✓	300 —300	✓	✓	✓	✓	✓	✓	✓	✓	✓	7,000 —7K0	✓	✓	✓	✓	✓	✓	✓	✓	✓	✓	✓	✓	✓	✓				
4 —4R0	✓	✓	✓	✓	✓	✓	✓	✓	✓	✓	330 —330	✓	✓	✓	✓	✓	✓	✓	✓	✓	7,500 —7K5	✓	✓	✓	✓	✓	✓	✓	✓	✓	✓	✓	✓	✓	✓				
5 —5R0	✓	✓	✓	✓	✓	✓	✓	✓	✓	✓	350 —350	✱	✓	✓	✓	✓	✓	✓	✓	✓	8,000 —8K0	✓	✓	✓	✓	✓	✓	✓	✓	✓	✓	✓	✓	✓	✓				
7.5 —7R5	✓	✓	✓	✓	✓	✓	✓	✓	✓	✓	390 —390	✱	✓	✓	✓	✓	✓	✓	✓	✓	9,000 —9K0	✓	✓	✓	✓	✓	✓	✓	✓	✓	✓	✓	✓	✓	✓				
10 —10R	✓	✓	✓	✓	✓	✓	✓	✓	✓	✓	400 —400	✓	✓	✓	✓	✓	✓	✓	✓	✓	10,000 —10K	✓	✓	✓	✓	✓	✓	✓	✓	✓	✓	✓	✓	✓	✓				
12 —12R	✱	✓	✓	✓	✓	✓	✓	✓	✓	✓	450 —450	✱	✓	✓	✓	✓	✓	✓	✓	✓	12,000 —12K	✓	✓	✓	✓	✓	✓	✓	✓	✓	✓	✓	✓	✓	✓				
15 —15R	✓	✓	✓	✓	✓	✓	✓	✓	✓	✓	470 —470	✓	✓	✓	✓	✓	✓	✓	✓	✓	13,000 —13K	✓	✓	✓	✓	✓	✓	✓	✓	✓	✓	✓	✓	✓	✓				
18 —18R	✱	✓	✓	✓	✓	✓	✓	✓	✓	✓	500 —500	✓	✓	✓	✓	✓	✓	✓	✓	✓	15,000 —15K	✓	✓	✓	✓	✓	✓	✓	✓	✓	✓	✓	✓	✓	✓				
20 —20R	✓	✓	✓	✓	✓	✓	✓	✓	✓	✓	560 —560	✓	✓	✓	✓	✓	✓	✓	✓	✓	17,000 —17K	✓	✓	✓	✓	✓	✓	✓	✓	✓	✓	✓	✓	✓	✓				
22 —22R	✓	✓	✓	✓	✓	✓	✓	✓	✓	✓	600 —600	✓	✓	✓	✓	✓	✓	✓	✓	✓	20,000 —20K	✓	✓	✓	✓	✓	✓	✓	✓	✓	✓	✓	✓	✓	✓	✓			
25 —25R	✓	✓	✓	✓	✓	✓	✓	✓	✓	✓	680 —680	✓	✓	✓	✓	✓	✓	✓	✓	✓	22,000 —22K	✓	✓	✓	✓	✓	✓	✓	✓	✓	✓	✓	✓	✓	✓	✓			
27 —27R	✱	✓	✓	✓	✓	✓	✓	✓	✓	✓	750 —750	✓	✓	✓	✓	✓	✓	✓	✓	✓	25,000 —25K	✓	✓	✓	✓	✓	✓	✓	✓	✓	✓	✓	✓	✓	✓	✓			
30 —30R	✓	✓	✓	✓	✓	✓	✓	✓	✓	✓	800 —800	✓	✓	✓	✓	✓	✓	✓	✓	✓	30,000 —30K	✓	✓	✓	✓	✓	✓	✓	✓	✓	✓	✓	✓	✓	✓	✓			
33 —33R	✓	✓	✓	✓	✓	✓	✓	✓	✓	✓	820 —820	✓	✓	✓	✓	✓	✓	✓	✓	✓	33,000 —33K	✓	✓	✓	✓	✓	✓	✓	✓	✓	✓	✓	✓	✓	✓	✓			
35 —35R	✓	✓	✓	✓	✓	✓	✓	✓	✓	✓	900 —900	✓	✓	✓	✓	✓	✓	✓	✓	✓	35,000 —35K	✓	✓	✓	✓	✓	✓	✓	✓	✓	✓	✓	✓	✓	✓	✓			
39 —39R	✓	✓	✓	✓	✓	✓	✓	✓	✓	✓	1,000 —1K0	✓	✓	✓	✓	✓	✓	✓	✓	✓	40,000 —40K	✓	✓	✓	✓	✓	✓	✓	✓	✓	✓	✓	✓	✓	✓	✓			
40 —40R	✓	✓	✓	✓	✓	✓	✓	✓	✓	✓	1,100 —1K1	✓	✓	✓	✓	✓	✓	✓	✓	✓	50,000 —50K	✓	✓	✓	✓	✓	✓	✓	✓	✓	✓	✓	✓	✓	✓	✓			
47 —47R	✓	✓	✓	✓	✓	✓	✓	✓	✓	✓	1,200 —1K2	✓	✓	✓	✓	✓	✓	✓	✓	✓	✓	✓	✓	✓	✓	✓	✓	✓	✓	✓	✓	✓	✓	✓	✓	✓			
50 —50R	✓	✓	✓	✓	✓	✓	✓	✓	✓	✓	1,500 —1K5	✓	✓	✓	✓	✓	✓	✓	✓	✓	✓	✓	✓	✓	✓	✓	✓	✓	✓	✓	✓	✓	✓	✓	✓	✓			
56 —56R	✓	✓	✓	✓	✓	✓	✓	✓	✓	✓	1,800 —1K8	✓	✓	✓	✓	✓	✓	✓	✓	✓	✓	✓	✓	✓	✓	✓	✓	✓	✓	✓	✓	✓	✓	✓	✓	✓			
62 —62R	✓	✓	✓	✓	✓	✓	✓	✓	✓	✓	2,000 —2K0	✓	✓	✓	✓	✓	✓	✓	✓	✓	✓	✓	✓	✓	✓	✓	✓	✓	✓	✓	✓	✓	✓	✓	✓	✓			

Shaded values involve very fine resistance wire and should not be used in critical applications without burn-in and/or thermal cycling.

✓ = Standard values
✱ = Non-standard values subject to minimum handling charge per item





Компания «ЭлектроПласт» предлагает заключение долгосрочных отношений при поставках импортных электронных компонентов на взаимовыгодных условиях!

Наши преимущества:

- Оперативные поставки широкого спектра электронных компонентов отечественного и импортного производства напрямую от производителей и с крупнейших мировых складов;
- Поставка более 17-ти миллионов наименований электронных компонентов;
- Поставка сложных, дефицитных, либо снятых с производства позиций;
- Оперативные сроки поставки под заказ (от 5 рабочих дней);
- Экспресс доставка в любую точку России;
- Техническая поддержка проекта, помощь в подборе аналогов, поставка прототипов;
- Система менеджмента качества сертифицирована по Международному стандарту ISO 9001;
- Лицензия ФСБ на осуществление работ с использованием сведений, составляющих государственную тайну;
- Поставка специализированных компонентов (Xilinx, Altera, Analog Devices, Intersil, Interpoint, Microsemi, Aeroflex, Peregrine, Syfer, Eurofarad, Texas Instrument, Miteq, Cobham, E2V, MA-COM, Hittite, Mini-Circuits, General Dynamics и др.);

Помимо этого, одним из направлений компании «ЭлектроПласт» является направление «Источники питания». Мы предлагаем Вам помощь Конструкторского отдела:

- Подбор оптимального решения, техническое обоснование при выборе компонента;
- Подбор аналогов;
- Консультации по применению компонента;
- Поставка образцов и прототипов;
- Техническая поддержка проекта;
- Защита от снятия компонента с производства.



Как с нами связаться

Телефон: 8 (812) 309 58 32 (многоканальный)

Факс: 8 (812) 320-02-42

Электронная почта: org@eplast1.ru

Адрес: 198099, г. Санкт-Петербург, ул. Калинина, дом 2, корпус 4, литера А.