


# 40 Series

## Ohmicone® Silicone-Ceramic Conformal Axial Terminal Wirewound 1% and 5% Tolerance Standard



Ohmite 40 Series resistors are the most economical conformal silicone-ceramic coated resistors offered. These all-welded units are characterized by their low temperature coefficients and resistance to thermal shock, making them ideal for a wide range of electrical and electronic applications.

Units with 1% and 5% tolerances are identical in construction and electrical specifications. Durable but economical 40 Series resistors exceed industry requirements for quality.

### FEATURES

- Economical
- Applications include commercial, industrial and communications equipment
- Stability under high temperature conditions
- All-welded construction
- RoHS compliant; add "E" suffix to part number to specify.

### SERIES SPECIFICATIONS

Series	Wattage	Ohms	Voltage
41	1.0	0.10-6K	150
42	2.0	0.10-8K	100
43	3.0	0.10-20K	200
45	5.0	0.10-70K	460
47	7.0	0.10-80K	670
40	10.0	0.10-150K	1000

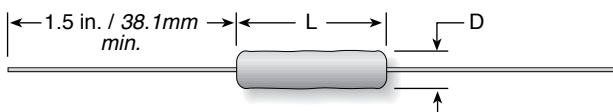
Non-Inductive versions available. Insert "N" before tolerance code.  
Example: 42NJ27R

### CHARACTERISTICS

<b>Coating</b>	Conformal silicone-ceramic.
<b>Core</b>	Ceramic.
<b>Terminals</b>	Solder-coated copper clad axial. RoHS solder composition is 96% Sn, 3.5% Ag, 0.5% Cu
<b>Derating</b>	Linearly from 100% @ +25°C to 0% @ +275°C.
<b>Tolerance</b>	±5% (J type), ±1% (F type) (other tolerances available).
<b>Power rating</b>	Based on 25°C free air rating
<b>Overload</b>	Under 5 watts: 5 times rated wattage for 5 seconds. 5 watts and over: 10 times rated wattage for 5 seconds.
<b>Temperature coefficient</b>	Under 1Ω: ±90 ppm/°C; 1Ω to 9.99Ω: ±50 ppm/°C; 10Ω and over: ±20 ppm/°C
<b>Operating temp. range</b>	-55°C to 275°C

### DIMENSIONS

(in./mm max.)



Series	Wattage	Length	Diam.	Lead ga.
41	1.0	0.437 / 11.1	0.125 / 3.2	24
42	2.0	0.406 / 10.3	0.219 / 5.6	20
43	3.0	0.593 / 15.1	0.219 / 5.6	20
45	5.0	0.937 / 23.8	0.343 / 8.7	18
47	7.0	1.280 / 32.5	0.343 / 8.7	18
40	10.0	1.900 / 48.3	0.406 / 10.3	18

(continued)

# 40 Series

## Ohmicone® Silicone-Ceramic Conformal Axial Terminal Wirewound 1% and 5% Tolerance Standard

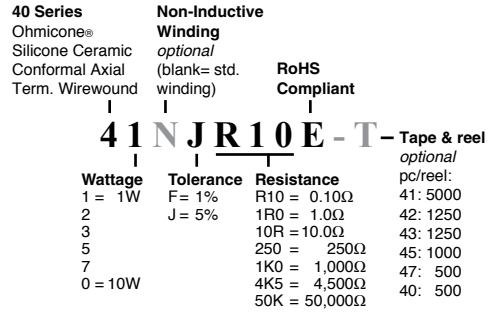
### ORDERING INFORMATION

#### Standard part numbers

Ohmic value	Wattage and Tolerance										Ohmic value	Wattage and Tolerance										Ohmic value	Wattage and Tolerance									
	1% Tolerance					5% Tolerance						1% Tolerance					5% Tolerance						1% Tolerance					5% Tolerance				
	Part No. Prefix > Suffix >	1	3	5	10	1	2	3	5	10		Part No. Prefix > Suffix >	1	3	5	10	1	2	3	5	10		Part No. Prefix > Suffix >	1	3	5	10	1	2	3	5	10
0.1	R10	✓	✓	✓	✓	✓	✓	✓	✓	✓	68	68R	✓	✓	✓	✓	✓	✓	✓	✓	✓	2,200	2K2	✓	✓	✓	✓	✓	✓	✓	✓	
0.15	R15	✓	✓	✓	✓	✓	✓	✓	✓	✓	75	75R	✓	✓	✓	✓	✓	✓	✓	✓	✓	2,500	2K5	✓	✓	✓	✓	✓	✓	✓	✓	
0.2	R20	✓	✓	✓	✓	✓	✓	✓	✓	✓	82	82R	✱	✓	✓	✓	✓	✓	✓	✓	✓	2,700	2K7	✱	✱	✓	✓	✓	✓	✓	✓	
0.25	R25	✓	✓	✓	✓	✓	✓	✓	✓	✓	100	100	✓	✓	✓	✓	✓	✓	✓	✓	✓	3,000	3K0	✓	✓	✓	✓	✓	✓	✓	✓	
0.3	R30	✓	✓	✓	✓	✓	✓	✓	✓	✓	120	120	✱	✓	✓	✓	✓	✓	✓	✓	✓	3,300	3K3	✱	✱	✓	✓	✓	✓	✓	✓	
0.33	R33	✓	✓	✓	✓	✓	✓	✓	✓	✓	125	125	✓	✱	✓	✓	✓	✓	✓	✓	✓	3,500	3K5	✓	✓	✓	✓	✓	✓	✓	✓	
0.4	R40	✓	✓	✓	✓	✓	✓	✓	✓	✓	150	150	✓	✓	✓	✓	✓	✓	✓	✓	✓	3,900	3K9	✓	✓	✓	✓	✓	✓	✓	✓	
0.5	R50	✓	✓	✓	✓	✓	✓	✓	✓	✓	180	180	✓	✓	✓	✓	✓	✓	✓	✓	✓	4,000	4K0	✓	✓	✓	✓	✓	✓	✓	✓	
0.75	R75	✓	✱	✓	✓	✓	✓	✓	✓	✓	200	200	✓	✓	✓	✓	✓	✓	✓	✓	✓	4,500	4K5	✱	✱	✓	✓	✓	✓	✓	✓	
1	1R0	✓	✓	✓	✓	✓	✓	✓	✓	✓	220	220	✓	✓	✓	✓	✓	✓	✓	✓	✓	4,700	4K7	✓	✓	✓	✓	✓	✓	✓	✓	
1.5	1R5	✓	✓	✓	✓	✓	✓	✓	✓	✓	225	225	✱	✱	✓	✓	✓	✓	✓	✓	✓	5,000	5K0	✓	✓	✓	✓	✓	✓	✓	✓	
2	2R0	✓	✓	✓	✓	✓	✓	✓	✓	✓	250	250	✓	✓	✓	✓	✓	✓	✓	✓	✓	6,000	6K0	✓	✓	✓	✓	✓	✓	✓	✓	
2.2	2R2	✓	✓	✓	✓	✓	✓	✓	✓	✓	270	270	✓	✓	✓	✓	✓	✓	✓	✓	✓	6,800	6K8	✓	✓	✓	✓	✓	✓	✓	✓	
3	3R0	✓	✓	✓	✓	✓	✓	✓	✓	✓	300	300	✓	✓	✓	✓	✓	✓	✓	✓	✓	7,000	7K0	✓	✓	✓	✓	✓	✓	✓	✓	
4	4R0	✓	✓	✓	✓	✓	✓	✓	✓	✓	330	330	✓	✓	✓	✓	✓	✓	✓	✓	✓	7,500	7K5	✓	✓	✓	✓	✓	✓	✓	✓	
5	5R0	✓	✓	✓	✓	✓	✓	✓	✓	✓	350	350	✱	✓	✓	✓	✓	✓	✓	✓	✓	8,000	8K0	✓	✓	✓	✓	✓	✓	✓	✓	
7.5	7R5	✓	✓	✓	✓	✓	✓	✓	✓	✓	390	390	✱	✓	✓	✓	✓	✓	✓	✓	✓	9,000	9K0	✓	✓	✓	✓	✓	✓	✓	✓	
10	10R	✓	✓	✓	✓	✓	✓	✓	✓	✓	400	400	✓	✓	✓	✓	✓	✓	✓	✓	✓	10,000	10K	✓	✓	✓	✓	✓	✓	✓	✓	
12	12R	✱	✓	✓	✓	✓	✓	✓	✓	✓	450	450	✱	✓	✓	✓	✓	✓	✓	✓	✓	12,000	12K	✓	✓	✓	✓	✓	✓	✓	✓	
15	15R	✓	✓	✓	✓	✓	✓	✓	✓	✓	470	470	✓	✓	✓	✓	✓	✓	✓	✓	✓	13,000	13K	✓	✓	✓	✓	✓	✓	✓	✓	
18	18R	✱	✓	✓	✓	✓	✓	✓	✓	✓	500	500	✓	✓	✓	✓	✓	✓	✓	✓	✓	15,000	15K	✓	✓	✓	✓	✓	✓	✓	✓	
20	20R	✓	✓	✓	✓	✓	✓	✓	✓	✓	560	560	✓	✓	✓	✓	✓	✓	✓	✓	✓	17,000	17K	✓	✓	✓	✓	✓	✓	✓	✓	
22	22R	✓	✓	✓	✓	✓	✓	✓	✓	✓	600	600	✓	✓	✓	✓	✓	✓	✓	✓	✓	20,000	20K	✓	✓	✓	✓	✓	✓	✓	✓	
25	25R	✓	✓	✓	✓	✓	✓	✓	✓	✓	680	680	✓	✓	✓	✓	✓	✓	✓	✓	✓	22,000	22K	✓	✓	✓	✓	✓	✓	✓	✓	
27	27R	✱	✓	✓	✓	✓	✓	✓	✓	✓	750	750	✓	✓	✓	✓	✓	✓	✓	✓	✓	25,000	25K	✓	✓	✓	✓	✓	✓	✓	✓	
30	30R	✓	✓	✓	✓	✓	✓	✓	✓	✓	800	800	✓	✓	✓	✓	✓	✓	✓	✓	✓	30,000	30K	✓	✓	✓	✓	✓	✓	✓	✓	
33	33R	✓	✓	✓	✓	✓	✓	✓	✓	✓	820	820	✓	✓	✓	✓	✓	✓	✓	✓	✓	33,000	33K	✓	✓	✓	✓	✓	✓	✓	✓	
35	35R	✓	✓	✓	✓	✓	✓	✓	✓	✓	900	900	✓	✓	✓	✓	✓	✓	✓	✓	✓	35,000	35K	✓	✓	✓	✓	✓	✓	✓	✓	
39	39R	✓	✓	✓	✓	✓	✓	✓	✓	✓	1,000	1K0	✓	✓	✓	✓	✓	✓	✓	✓	✓	40,000	40K	✓	✓	✓	✓	✓	✓	✓	✓	
40	40R	✓	✓	✓	✓	✓	✓	✓	✓	✓	1,100	1K1	✓	✓	✓	✓	✓	✓	✓	✓	✓	50,000	50K	✓	✓	✓	✓	✓	✓	✓	✓	
47	47R	✓	✓	✓	✓	✓	✓	✓	✓	✓	1,200	1K2	✓	✓	✓	✓	✓	✓	✓	✓	✓	✓	✓	✓	✓	✓	✓	✓	✓	✓	✓	
50	50R	✓	✓	✓	✓	✓	✓	✓	✓	✓	1,500	1K5	✓	✓	✓	✓	✓	✓	✓	✓	✓	✓	✓	✓	✓	✓	✓	✓	✓	✓	✓	
56	56R	✓	✓	✓	✓	✓	✓	✓	✓	✓	1,800	1K8	✓	✓	✓	✓	✓	✓	✓	✓	✓	✓	✓	✓	✓	✓	✓	✓	✓	✓	✓	
62	62R	✓	✓	✓	✓	✓	✓	✓	✓	✓	2,000	2K0	✓	✓	✓	✓	✓	✓	✓	✓	✓	✓	✓	✓	✓	✓	✓	✓	✓	✓	✓	

Shaded values involve very fine resistance wire and should not be used in critical applications without burn-in and/or thermal cycling.

✓ = Standard values  
✱ = Non-standard values subject to minimum handling charge per item





Компания «ЭлектроПласт» предлагает заключение долгосрочных отношений при поставках импортных электронных компонентов на взаимовыгодных условиях!

Наши преимущества:

- Оперативные поставки широкого спектра электронных компонентов отечественного и импортного производства напрямую от производителей и с крупнейших мировых складов;
- Поставка более 17-ти миллионов наименований электронных компонентов;
- Поставка сложных, дефицитных, либо снятых с производства позиций;
- Оперативные сроки поставки под заказ (от 5 рабочих дней);
- Экспресс доставка в любую точку России;
- Техническая поддержка проекта, помощь в подборе аналогов, поставка прототипов;
- Система менеджмента качества сертифицирована по Международному стандарту ISO 9001;
- Лицензия ФСБ на осуществление работ с использованием сведений, составляющих государственную тайну;
- Поставка специализированных компонентов (Xilinx, Altera, Analog Devices, Intersil, Interpoint, Microsemi, Aeroflex, Peregrine, Syfer, Eurofarad, Texas Instrument, Miteq, Cobham, E2V, MA-COM, Hittite, Mini-Circuits, General Dynamics и др.);

Помимо этого, одним из направлений компании «ЭлектроПласт» является направление «Источники питания». Мы предлагаем Вам помощь Конструкторского отдела:

- Подбор оптимального решения, техническое обоснование при выборе компонента;
- Подбор аналогов;
- Консультации по применению компонента;
- Поставка образцов и прототипов;
- Техническая поддержка проекта;
- Защита от снятия компонента с производства.



#### Как с нами связаться

**Телефон:** 8 (812) 309 58 32 (многоканальный)

**Факс:** 8 (812) 320-02-42

**Электронная почта:** [org@eplast1.ru](mailto:org@eplast1.ru)

**Адрес:** 198099, г. Санкт-Петербург, ул. Калинина, дом 2, корпус 4, литера А.