

# RJ Field

## Ethernet Connection System for Harsh Environment

### The Industrial Ethernet Solution

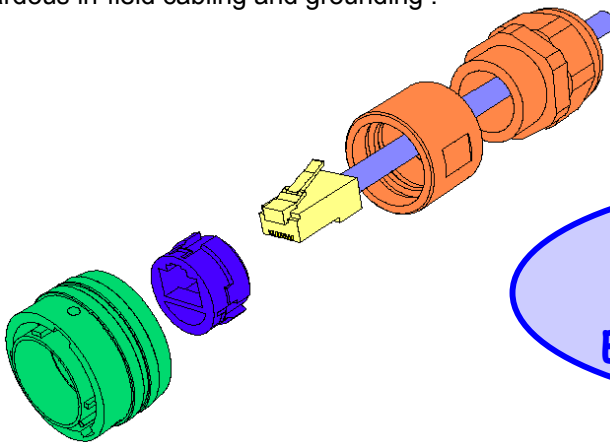
## Description

The RJField connector allows you to use an Ethernet Class D / Cat. 5e connection for 10 BaseT, 100 BaseTX or 1000 BaseT networks in harsh environments:

- Sealed against fluids and dusts (IP67)
- Shock, Vibration and Traction resistant
- No cabling operation in field and no tools required
- Mechanical Coding / Polarization (4 positions)

With the patented RJStop® system you can use a **standard RJ45 cordset** in a metallic plug which will protect it from shocks, dust and fluids.

No hazardous in-field cabling and grounding !



This metallic plug is connected into a receptacle, using a fast ¼ turn bayonet coupling mechanism (MIL-C-26482 type) providing both “audible and visual” coupling.

On the receptacle, one female RJ45 is soldered onto a PCB allowing for the following back terminations :

- another female RJ45
- a RJ45 cordset
- a solder termination

The RJ45 cordset shielding is transmitted to the RJ45 receptacle through lateral grounding fingers. For an outstanding EMI protection, the conductive plating versions (Ni and Cd) with metallized receptacle inserts transmit the shielding to the connector shells and finally to the panel.



RJF awarded “Best Automatic Control Component”



Transform your RJ45 cordset into a Harsh Environment Connector !

## Applications

- Robotics
- Industrial Process Control
- CNC Machines
- Machine Tool
- Motion Control
- Data Acquisition and Transmission in Harsh Environment
- Tele-maintenance
- Warehousing / Logistics

# Main Characteristics

## Data Transmission

- 10 BaseT, 100 BaseTX and 1000 BaseT networks
- Cat 5e per TIA/EIA 568B and ClassD per ISO/IEC 11801

## Mechanical

- Bayonet coupling ( "Audible & Visual" coupling signal )
- 4 mechanical Coding / Polarization possibilities by the user (insert rotation)
- RJ45 cordset retention in the plug : 100 N in the axis
- Mating cycles : 500 min

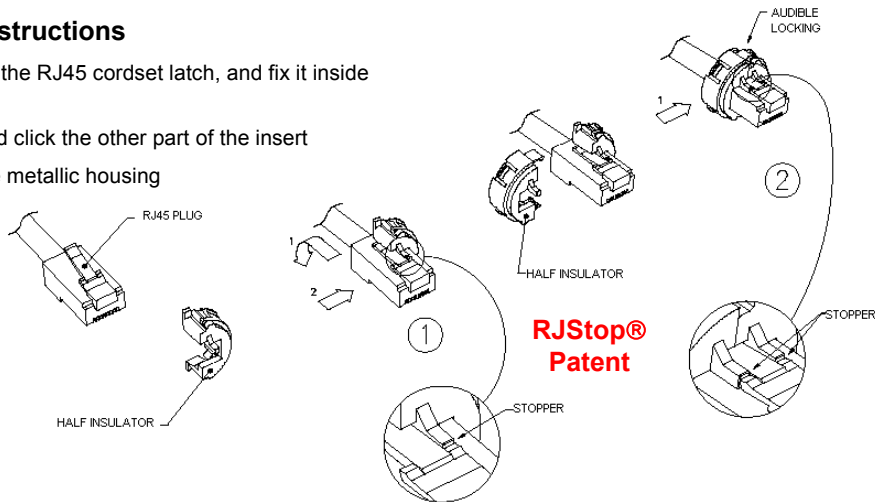
## Environmental Protection

- Sealing : IP67 with recommended 5 to 12 mm cable diameter
- Salt Spray : 48 h with Nickel plating  
> 96 h with black coating  
> 500 h with hard anodic coating and Cadmium
- Fire retardant / Low Smoke : UL94 V0 and NF F 16 101 & 16 102
- Vibrations : 10 - 500 Hz, 10 g, 3 axes : no discontinuity > 10 nano s.
- Shocks : IK06 : drop of a 250 g weight from 40 cm [15.75 in] height onto mated pair of connectors
- Humidity : 21 days, 43°C, 98% humidity
- Thermal Shock : 5 cycles at -40°C / +100°C
- Temperature Range : -40°C / +85°C

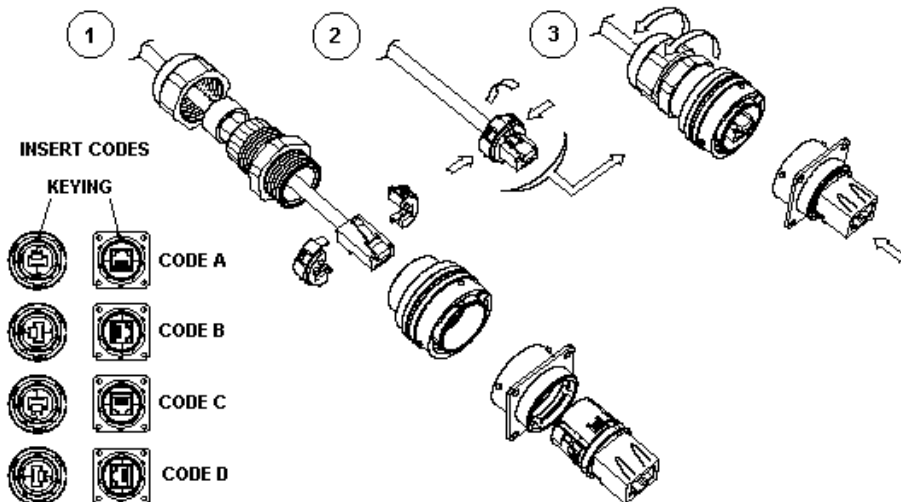
**Universal : Can be used with all standard \* RJ45 Cat.5e cordset brands**

## Assembly instructions

1. Push down the RJ45 cordset latch, and fix it inside the insert
2. Press in and click the other part of the insert
3. Insert in the metallic housing



**Easy and Safe : No field cabling tools required**



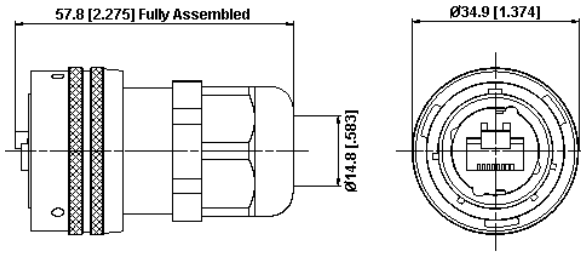
\* The RJStop® system allows the use of standard RJ45 cordsets regardless their Brand. However, Amphenol Socapex can provide Cat5- 5e cordset with reinforced jacket to be used in harsh environments (shocks, oils, fuel,...). Please consult factory.

Amphenol PCD – 2 Technology Drive – Peabody - Massachusetts – 01960 – USA  
Tel: + 1 978-532-8800 x 273 Fax: + 1 978-532-6800  
<http://www.RJField.com>

**Amphenol®**

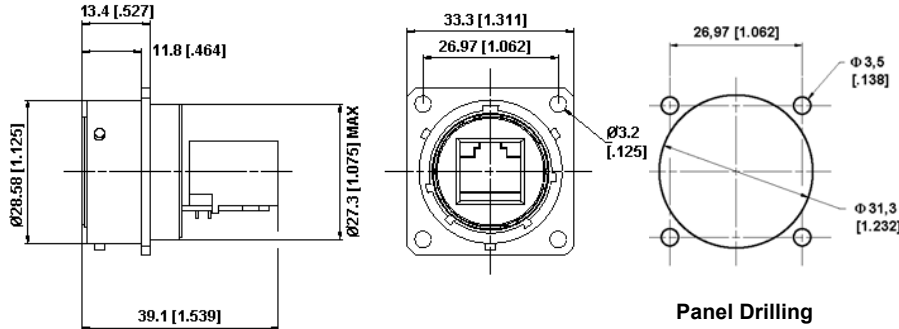
# Plug

Shell type 6  
With Plastic or Metal Gland

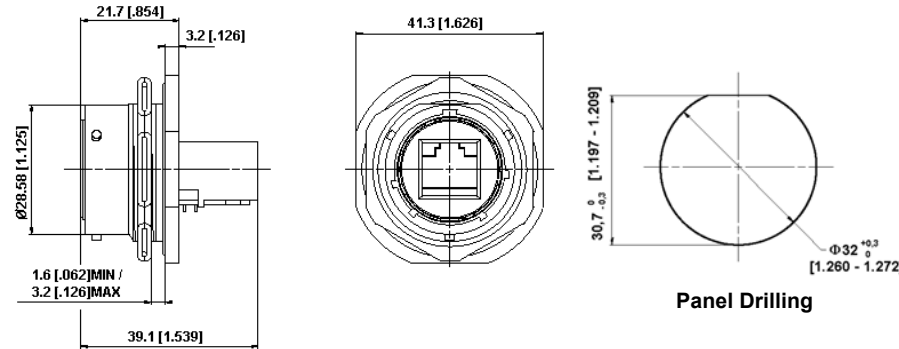


# Receptacle

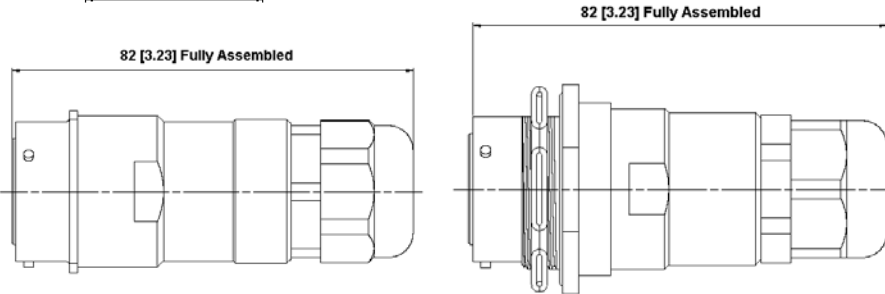
Square flange receptacle  
4 mounting holes  
Shell type 2



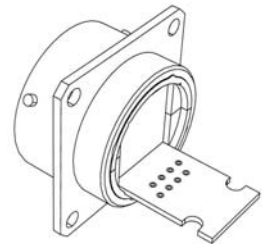
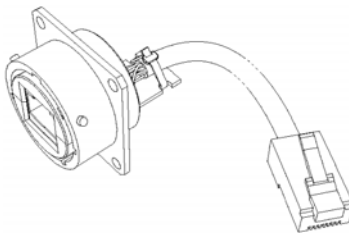
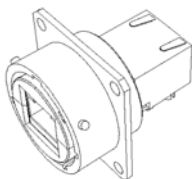
Jam nut receptacle  
Shell type 7



IP67 In line receptacle :  
Shell type 2PE and 7PE with  
Plastic or Metal Gland



# Back Termination



Type 1 : Female RJ45

Type 2 : RJ45 Cordset

Type 2 - 00 : Solder - 8 tined holes

Notes : - Type 1 is also available with 90° female RJ45 : please consult factory for details  
- Type 2 without RJ45 plug at the end of the cable is also available : please consult factory for details

# Part Number Code

HOW TO ORDER

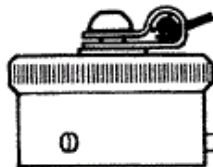
<b>Series</b> RJField	<b>RJF</b>	<b>2</b>	<b>2</b>	<b>B</b>	<b>03</b>	<b>100 BTX</b>
<b>Shell Type</b>						
6 : Plug						
6M : Plug, Metal Gland						
2 : Receptacle, 4 mounting holes						
2PE : IP67 In line Receptacle, 4 mounting holes						
2PEM : IP67 In line Receptacle, 4 mounting holes, Metal Gland						
7 : Receptacle, Hexagonal nut mounting						
7PE : IP67 In line Receptacle, Hexagonal nut mounting						
7PEM : IP67 In line Receptacle, Hexagonal nut mounting, Metal Gland						
<b>Back Terminations (For Receptacles only)</b>						
1 : Female RJ45						
2 : RJ45 Cordset						
<b>Shell Finishes</b>						
B : Black Coating						
A : Hard Anodic Coating						
N : Nickel (Note : with this version, the inserts are metallized)						
G : Olive Drab Cadmium (Note : with this version, the inserts are metallized)						
<b>Cordset Length (For Receptacles with "2" Back Termination only)</b>						
03 : 0.3 meters [11.81 inches]						
05 : 0.5 meters [19.68 inches]						
10 : 1 meter [39.37 inches]						
15 : 1.5 meters [59.05 inches]						
00 : 8 tined holes at the rear of the PCB to solder the cable						
<b>Cabling Configuration (For "2" Receptacles only)</b>						
100BTX : 10/100 Base TX						
568A						
568B						

- Examples :
- Black Plug: RJF 6 B
  - Black square flange receptacle, Female RJ45 Back termination: RJF 2 1 B
  - Olive Drab Cadmium jam nut receptacle, 1.5 m [59.05"] 100 BTX cordset termination: RJF 7 2 G 15 100BTX
  - Black in line square flange receptacle, 30 cm [11.81"] 568B cordset termination: RJF 2PE 2 B 03 568B
  - Nickel jam nut receptacle, solder termination: RJF 7 2 N 00

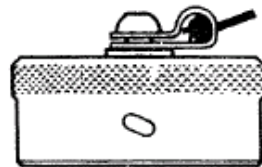
## Accessories

### • Metallic Caps

	<b>RJFC</b>	<b>2</b>	<b>B</b>
<b>Connector Type</b>			
6 : Plug			
2 : Receptacle - 4 mounting holes			
7 : Receptacle - Hexagonal nut mounting			
<b>Finishes</b>			
B : Black Coating			
A : Hard Anodic coating			
N : Nickel			
G : Olive Drab Cadmium			



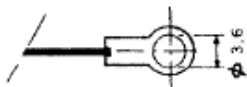
Plug Cap



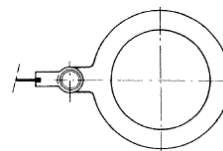
Receptacle Cap



Plug cap end



Type 2 receptacle end

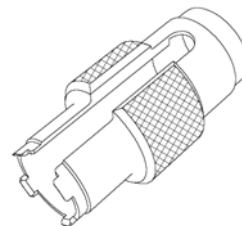


Type 7 receptacle end

• Panel Gasket for type 2 Receptacle (Thickness : 0.6mm [.024]) : Part No. JE 18

• Insert removal tool : Part No. RJF ODE

• Cat5 and 5e cordsets with reinforced jacket for harsh environments applications (shocks, oils, fuel, ...). Please consult corresponding data sheet.





Компания «ЭлектроПласт» предлагает заключение долгосрочных отношений при поставках импортных электронных компонентов на взаимовыгодных условиях!

Наши преимущества:

- Оперативные поставки широкого спектра электронных компонентов отечественного и импортного производства напрямую от производителей и с крупнейших мировых складов;
- Поставка более 17-ти миллионов наименований электронных компонентов;
- Поставка сложных, дефицитных, либо снятых с производства позиций;
- Оперативные сроки поставки под заказ (от 5 рабочих дней);
- Экспресс доставка в любую точку России;
- Техническая поддержка проекта, помощь в подборе аналогов, поставка прототипов;
- Система менеджмента качества сертифицирована по Международному стандарту ISO 9001;
- Лицензия ФСБ на осуществление работ с использованием сведений, составляющих государственную тайну;
- Поставка специализированных компонентов (Xilinx, Altera, Analog Devices, Intersil, Interpoint, Microsemi, Aeroflex, Peregrine, Syfer, Eurofarad, Texas Instrument, Miteq, Cobham, E2V, MA-COM, Hittite, Mini-Circuits, General Dynamics и др.);

Помимо этого, одним из направлений компании «ЭлектроПласт» является направление «Источники питания». Мы предлагаем Вам помощь Конструкторского отдела:

- Подбор оптимального решения, техническое обоснование при выборе компонента;
- Подбор аналогов;
- Консультации по применению компонента;
- Поставка образцов и прототипов;
- Техническая поддержка проекта;
- Защита от снятия компонента с производства.



#### Как с нами связаться

**Телефон:** 8 (812) 309 58 32 (многоканальный)

**Факс:** 8 (812) 320-02-42

**Электронная почта:** [org@eplast1.ru](mailto:org@eplast1.ru)

**Адрес:** 198099, г. Санкт-Петербург, ул. Калинина, дом 2, корпус 4, литера А.