

Precision Rotative Transducers, Conductive Plastic, Economic Series (ECO)



The “ECO” models are a comprehensive range of rational motion transducers for industrial applications.

All mechanical and electrical parameters can be adapted to meet your specifications.

FEATURES

- Size 05 - 09 - 13 are available
- Long life up to 30 million cycles
- Accuracy $\pm 1\%$ down to $\pm 0.25\%$
- Bush or servo mounting types
- Rear mounted terminals
- Following MIL-R-39023 and NFC 93-255 requirements
- Material categorization: for definitions of compliance please see www.vishay.com/doc299912



RoHS
COMPLIANT

QUICK REFERENCE DATA

| | |
|------------------|--------------------------------|
| Sensor type | ROTATIONAL, conductive plastic |
| Output type | Output by turrets |
| Market appliance | Industrial |
| Dimensions | Various sizes |

| SIZE | 05 | | 09 | | | 13 | | |
|-------|-------|-------|-------|-------|-------|--------|--------|--------|
| MODEL | 50 ES | 50 CB | 78 ES | 78 CS | 78 CB | 156 ES | 156 CS | 156 CB |

ELECTRICAL SPECIFICATIONS

| | | | | | | |
|------------------------------------|--|---------|--------------------------|---------|---------------------------|---------|
| Theoretical electrical angle (TEA) | Actual electrical angle (AEA) - 2° | | | | | |
| Independent linearity (over TEA) | A ≤ ± 1 % (standard) | | B ≤ ± 0.5 % (special) | | C ≤ ± 0.25 % (special) | |
| Actual electrical angle (AEA) | 330° ± 5° | | 340° ± 5° | | 350° ± 5° | |
| Ohmic values (R _T) | 1 kΩ - 5 kΩ - 10 kΩ - on request other values | | | | | |
| Ohmic value tolerances at 20 °C | ± 10 % | ± 20 % | ± 10 % | ± 20 % | ± 10 % | ± 20 % |
| Output smoothness | ≤ 0.05 % | | | | | |
| Maximum power rating at 70 °C | 0.2 W | | 0.3 W | | 0.5 W | |
| Wiper current | Recommended: a few μA - 1 mA max. (continuous) | | | | | |
| Tap (current or voltage) | NA | | 1 (on request) | | | |
| Resistance load on wiper | Minimum 10 ³ x R _T | | | | | |
| End voltage | ≤ 0.2 % | ≤ 0.5 % | ≤ 0.2 % | ≤ 0.5 % | ≤ 0.2 % | ≤ 0.5 % |
| Insulation resistance | ≥ 1000 MΩ, 500 V _{DC} | | | | | |
| Dielectric strength | ≥ 500 V _{RMS} , 50 Hz | | | | | |

MECHANICAL SPECIFICATIONS

| | | | | | | |
|--|-------------------------------------|-----------------|--------------------|-----------------|--------------------|-----------------|
| Mechanical angle (MA) | 360° continuous | | | | | |
| On request: stops | NA | | 340° $\pm 3^\circ$ | | 350° $\pm 3^\circ$ | |
| Mounting type | Servo | Bushing | Servo | Bushing | Servo | Bushing |
| Shaft guiding | Ball bearings | Sleeve bearings | Ball bearings | Sleeve bearings | Ball bearings | Sleeve bearings |
| Shaft | Stainless steel | | | | | |
| Housing | Plastic moulding | | | | | |
| Termination | Turrets | | | | | |
| Wiper | Precious metal multi-finger contact | | | | | |
| Starting torque (N.cm) | ≤ 0.2 | ≤ 0.5 | ≤ 0.2 | ≤ 0.5 | ≤ 0.2 | ≤ 0.5 |
| Torque on stops (N.cm) | 50 | | | | | |
| Weight (g) | 5 ± 2 | 8 ± 2 | 13 ± 2 | 17 ± 2 | 29 ± 2 | 34 ± 2 |
| Moment of inertia (g cm ²) | ≤ 0.5 | | ≤ 1 | | ≤ 2 | |

PERFORMANCE

| | | |
|-------------------------------|--------------------------------------|---------------------------|
| Life (10 ⁶ cycles) | 30 (on ES models) | 20 (on CS and CB models) |
| Temperature range | -55 °C to +125 °C | |
| Climatic category | 55/125/04 | |
| Speed rotation (RPM) | 600 (on ES models) | 150 (on CS and CB models) |
| Sine vibration on 3 axes | 1.5 mm or 20 g from 10 Hz to 2000 Hz | |
| Mechanical shocks on 3 axes | 50 g - 11 ms - half sine | |

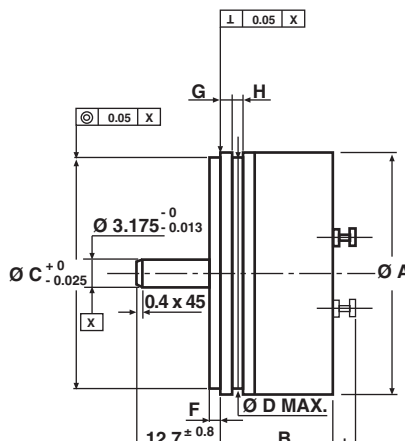
Note

- Nothing stated herein shall be construed as a guarantee of quality or durability.

DIMENSIONS in millimeters, general tolerance ± 0.5 mm

SIZE 05/09/13
SERVO MOUNT TYPE

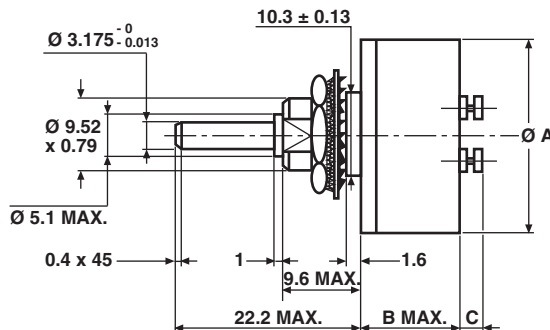
50 ES
78 ES
78 CS
156 ES
156 CS



| DIMENSIONS | DESIGNATION | SIZE 05 | SIZE 09 | | SIZE 13 | |
|------------|----------------------|-----------|-----------|-------|---------|--------|
| | | 50 ES | 78 ES | 78 CS | 156 ES | 156 CS |
| Ø A | Ø housing | 12.7 | 22.2 | | 33.3 | |
| B | Length | 13.0 | 13.5 | | 18.0 | |
| Ø C | Ø pilot | 9.525 | 19.05 | | 30.16 | |
| Ø D max. | Ø groove | 11.45 | 19.64 | | 30.9 | |
| F | Flange thickness | 1 ± 0.1 | 1.6 ± 0.1 | | | |
| G | Shoulder | 1.2 ± 0.1 | 1.6 ± 0.1 | | | |
| H | Dia. of groove | 1.2 ± 0.2 | 1.5 min. | | | |
| I max. | Height of the turret | 2.5 | 2.5 | | 3.6 | |

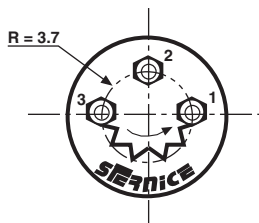
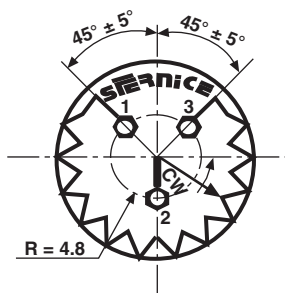
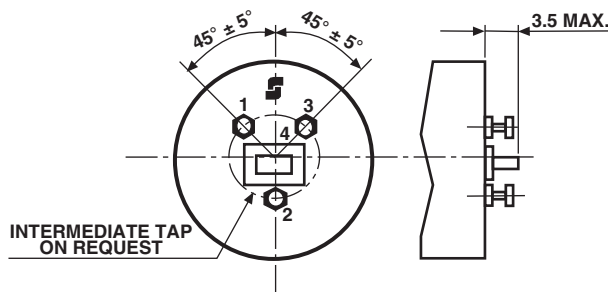
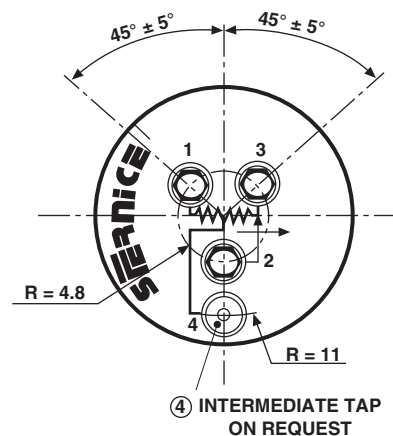
SIZE 05/09/13
BUSHING MOUNT TYPE

50 CB
78 CB
156 CB



| DIMENSIONS | DESIGNATION | SIZE 05 | SIZE 09 | | SIZE 13 | |
|------------|----------------------|---------|---------|--|---------|--|
| | | 50 CB | 78 CB | | 156 CB | |
| Ø A | Ø housing | 12.7 | 22.2 | | 33.3 | |
| B max. | Length | 11 | 11.5 | | 16 | |
| C max. | Height of the turret | 2.5 | 2.5 | | 3.6 | |

DIMENSIONS in millimeters, general tolerance ± 0.5 mm

SIZE 05

SIZE 09

SIZE 13

ORDERING INFORMATION/DESCRIPTION

| ECO | 78 | E | S | A | T | 103 | e4 |
|--------|-------|--|------------------------|---|--|---|-------------|
| SERIES | MODEL | TYPE | FIXATION | LINEARITY CODE | TAP | OHMIC VALUE | LEAD FINISH |
| | | E = Ball bearings C = Sleeve bearings | S: Servo B: Bushing | A: $\pm 1\%$ B: $\pm 0.5\%$ C: $\pm 0.25\%$ | On request T: Voltage U: Current position to be specified | First 2 digits are significant numbers 3 rd digit indicates number of zeros | |

Special characteristics and designs on request

SAP PART NUMBERING GUIDELINES

| ECO | 78CB | C | 502 |
|--------|-------|-----------|-------------|
| SERIES | MODEL | LINEARITY | OHMIC VALUE |



Disclaimer

ALL PRODUCT, PRODUCT SPECIFICATIONS AND DATA ARE SUBJECT TO CHANGE WITHOUT NOTICE TO IMPROVE RELIABILITY, FUNCTION OR DESIGN OR OTHERWISE.

Vishay Intertechnology, Inc., its affiliates, agents, and employees, and all persons acting on its or their behalf (collectively, "Vishay"), disclaim any and all liability for any errors, inaccuracies or incompleteness contained in any datasheet or in any other disclosure relating to any product.

Vishay makes no warranty, representation or guarantee regarding the suitability of the products for any particular purpose or the continuing production of any product. To the maximum extent permitted by applicable law, Vishay disclaims (i) any and all liability arising out of the application or use of any product, (ii) any and all liability, including without limitation special, consequential or incidental damages, and (iii) any and all implied warranties, including warranties of fitness for particular purpose, non-infringement and merchantability.

Statements regarding the suitability of products for certain types of applications are based on Vishay's knowledge of typical requirements that are often placed on Vishay products in generic applications. Such statements are not binding statements about the suitability of products for a particular application. It is the customer's responsibility to validate that a particular product with the properties described in the product specification is suitable for use in a particular application. Parameters provided in datasheets and/or specifications may vary in different applications and performance may vary over time. All operating parameters, including typical parameters, must be validated for each customer application by the customer's technical experts. Product specifications do not expand or otherwise modify Vishay's terms and conditions of purchase, including but not limited to the warranty expressed therein.

Except as expressly indicated in writing, Vishay products are not designed for use in medical, life-saving, or life-sustaining applications or for any other application in which the failure of the Vishay product could result in personal injury or death. Customers using or selling Vishay products not expressly indicated for use in such applications do so at their own risk. Please contact authorized Vishay personnel to obtain written terms and conditions regarding products designed for such applications.

No license, express or implied, by estoppel or otherwise, to any intellectual property rights is granted by this document or by any conduct of Vishay. Product names and markings noted herein may be trademarks of their respective owners.

Material Category Policy

Vishay Intertechnology, Inc. hereby certifies that all its products that are identified as RoHS-Compliant fulfill the definitions and restrictions defined under Directive 2011/65/EU of The European Parliament and of the Council of June 8, 2011 on the restriction of the use of certain hazardous substances in electrical and electronic equipment (EEE) - recast, unless otherwise specified as non-compliant.

Please note that some Vishay documentation may still make reference to RoHS Directive 2002/95/EC. We confirm that all the products identified as being compliant to Directive 2002/95/EC conform to Directive 2011/65/EU.

Vishay Intertechnology, Inc. hereby certifies that all its products that are identified as Halogen-Free follow Halogen-Free requirements as per JEDEC JS709A standards. Please note that some Vishay documentation may still make reference to the IEC 61249-2-21 definition. We confirm that all the products identified as being compliant to IEC 61249-2-21 conform to JEDEC JS709A standards.



Компания «ЭлектроПласт» предлагает заключение долгосрочных отношений при поставках импортных электронных компонентов на взаимовыгодных условиях!

Наши преимущества:

- Оперативные поставки широкого спектра электронных компонентов отечественного и импортного производства напрямую от производителей и с крупнейших мировых складов;
- Поставка более 17-ти миллионов наименований электронных компонентов;
- Поставка сложных, дефицитных, либо снятых с производства позиций;
- Оперативные сроки поставки под заказ (от 5 рабочих дней);
- Экспресс доставка в любую точку России;
- Техническая поддержка проекта, помощь в подборе аналогов, поставка прототипов;
- Система менеджмента качества сертифицирована по Международному стандарту ISO 9001;
- Лицензия ФСБ на осуществление работ с использованием сведений, составляющих государственную тайну;
- Поставка специализированных компонентов (Xilinx, Altera, Analog Devices, Intersil, Interpoint, Microsemi, Aeroflex, Peregrine, Syfer, Eurofarad, Texas Instrument, Miteq, Cobham, E2V, MA-COM, Hittite, Mini-Circuits, General Dynamics и др.);

Помимо этого, одним из направлений компании «ЭлектроПласт» является направление «Источники питания». Мы предлагаем Вам помощь Конструкторского отдела:

- Подбор оптимального решения, техническое обоснование при выборе компонента;
- Подбор аналогов;
- Консультации по применению компонента;
- Поставка образцов и прототипов;
- Техническая поддержка проекта;
- Защита от снятия компонента с производства.



Как с нами связаться

Телефон: 8 (812) 309 58 32 (многоканальный)

Факс: 8 (812) 320-02-42

Электронная почта: org@eplast1.ru

Адрес: 198099, г. Санкт-Петербург, ул. Калинина, дом 2, корпус 4, литера А.