



**MTP-CPI  
(Coplanar Interconnect)**

**106088**


*First-to-market optical coplanar interconnect allows quick and reliable front blade service or upgrade without disrupting backplane cabling systems*

Molex's new coplanar connector allows front cards to be replaced without disrupting cabling at the rear of the chassis, resulting in maintenance flexibility and minimal service interruption. The MTP\*-CPI (coplanar interconnect) provides a smooth transition from the front blade active devices (LEDs, lasers and receivers) to the rear transition module (RTM).

Molex developed the MTP-CPI to meet the dimensional requirements of the Advanced Telecom Computing Architectures (Advanced TCA or ATCA), zone 3, connector specification. ATCA is an emerging standard focused on developing a new blade (board) and chassis (shelf) form factor optimized for high-speed communication systems. The principal objective is to provide standardized platform architecture for central office or service provider applications. For more information on ATCA, please reference page 4 of this product release, or visit [www.picmg.org](http://www.picmg.org).

Molex selected the MTP connector interface for use in the ATCA midplane application because of its optical density and interoperability between vendors. The MTP connector is the industry standard connector system for multi-fiber and parallel optical transceiver applications.

The MTP-CPI is not limited to ATCA applications and may be used in any coplanar application. The new



MTP-CPI is easy to design-in; it is mounted directly to the card with a simple pass-through cutout in the backplane. The MTP-CPI is a hermaphroditic design, which simplifies the procurement for the customer. With the use of the MT ferrule in the MTP connector, fiber counts from 8 to 72 fibers can be achieved. Molex's MTP cable assemblies are sold separately.

\*MTP is a registered trademark of US Conec LTD

**Features and Benefits**

- Hermaphroditic design allows the same interconnect housing to be used on front and rear blades simplifying procurement and inventory
- No mating frame required in the backplane simplifies design and assembly for the customer
- Inner housing is spring loaded providing generous Z-float which compensates for card tolerances
- MTP connector optical interface meets industry standard interface specifications for multi-fiber and parallel optical transceiver applications

**SPECIFICATIONS**

**Reference Information**

Packaging: Individual Packed

Mates With:

- The MTP-CPI is hermaphroditic
- MTP cable assemblies are sold separately (MTP specifications can be found on the Molex website at: [www.molex.com/fiber/mtzca.html](http://www.molex.com/fiber/mtzca.html))

**Optical**

Insertion Loss (IL):

Dependent on the fiber type and performance requirements (MTP specifications can be found on the Molex website at: [www.molex.com/fiber/mtzca.html](http://www.molex.com/fiber/mtzca.html))

**Mechanical**

Mating Force: 10.0 lbf (44.48N)

Durability: 200 mates

**Physical**

Housing: Thermoplastic Polyphenylene Sulphide (PPS)

Operating Temperature: -40 to +80°C

RoHS Compliant




## APPLICATIONS

# molex® MTP-CPI (Coplanar Interconnect)

## 106088


- Internetworking Equipment
  - Routers
  - Hubs
  - Servers
- Telecommunication Equipment
  - Central office
  - Wireless infrastructure
  - Multi-platform service systems (DSL, cable data)
- Test and Measurement Equipment




ATCA chassis with MTP-CPI

## ORDERING INFORMATION


Order No.	Component	Mounting Style	Dimension (L x W x H)
106088-0100	Connector	Rear-Mount	21.57mm (.849") x 21.31mm (.839") x 17.64mm (.694")
106088-0200	Connector	Side-Mount	14.35mm (.565") x 32.24mm (1.269") x 17.64 (.694")
106088-0800	Removal Clip	N/A	N/A



Rear-Mount



Side-Mount



Removal Clip

### MTP-CPI Cable Assemblies

MTP cable assemblies sold separately. See Molex website for ordering information: [www.molex.com/fiber/mtpca.html](http://www.molex.com/fiber/mtpca.html).

**Americas Headquarters**  
Lisle, Illinois 60532 U.S.A.  
1-800-78MOLEX  
[amerinfo@molex.com](mailto:amerinfo@molex.com)

**Far East North Headquarters**  
Yamato, Kanagawa, Japan  
81-462-65-2324  
[feninfo@molex.com](mailto:feninfo@molex.com)

**Far East South Headquarters**  
Jurong, Singapore  
65-6-268-6868  
[fesinfo@molex.com](mailto:fesinfo@molex.com)

**European Headquarters**  
Munich, Germany  
49-89-413092-0  
[eurinfo@molex.com](mailto:eurinfo@molex.com)

**Corporate Headquarters**  
2222 Wellington Ct.  
Lisle, IL 60532 U.S.A.  
630-969-4550  
Fax: 630-969-1352

Visit our website at [www.molex.com/product/mtp-cpi.html](http://www.molex.com/product/mtp-cpi.html)



Компания «ЭлектроПласт» предлагает заключение долгосрочных отношений при поставках импортных электронных компонентов на взаимовыгодных условиях!

Наши преимущества:

- Оперативные поставки широкого спектра электронных компонентов отечественного и импортного производства напрямую от производителей и с крупнейших мировых складов;
- Поставка более 17-ти миллионов наименований электронных компонентов;
- Поставка сложных, дефицитных, либо снятых с производства позиций;
- Оперативные сроки поставки под заказ (от 5 рабочих дней);
- Экспресс доставка в любую точку России;
- Техническая поддержка проекта, помощь в подборе аналогов, поставка прототипов;
- Система менеджмента качества сертифицирована по Международному стандарту ISO 9001;
- Лицензия ФСБ на осуществление работ с использованием сведений, составляющих государственную тайну;
- Поставка специализированных компонентов (Xilinx, Altera, Analog Devices, Intersil, Interpoint, Microsemi, Aeroflex, Peregrine, Syfer, Eurofarad, Texas Instrument, Miteq, Cobham, E2V, MA-COM, Hittite, Mini-Circuits, General Dynamics и др.);

Помимо этого, одним из направлений компании «ЭлектроПласт» является направление «Источники питания». Мы предлагаем Вам помощь Конструкторского отдела:

- Подбор оптимального решения, техническое обоснование при выборе компонента;
- Подбор аналогов;
- Консультации по применению компонента;
- Поставка образцов и прототипов;
- Техническая поддержка проекта;
- Защита от снятия компонента с производства.



#### Как с нами связаться

**Телефон:** 8 (812) 309 58 32 (многоканальный)

**Факс:** 8 (812) 320-02-42

**Электронная почта:** [org@eplast1.ru](mailto:org@eplast1.ru)

**Адрес:** 198099, г. Санкт-Петербург, ул. Калинина, дом 2, корпус 4, литера А.