

**Interface Power Relay RT**

- 1 pole 12/16 A, 2 pole 8 A, 1 CO contact or 2 CO contacts
- DC- or AC coil
- Sensitive coil 400 mW
- Reinforced insulation, protection class II (VDE 0700)
- 5 kV / 10 mm coil-contact
- 1 pole 12 A with 3.5 or 5 mm pinning
- Recycleable packaging



F0269-C

**Applications**

Panel boards, mechanical engineering

**Approvals**

VDE REG.-Nr. 6106, **us** E214025  
 Technical data of approved types on request

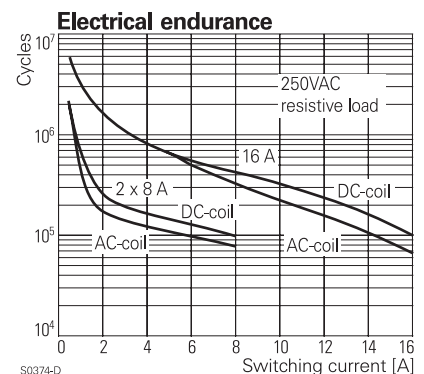
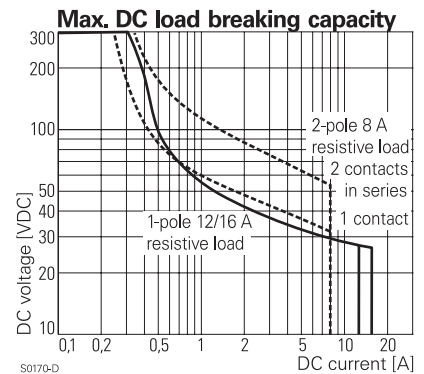
Contact data	1-pole	2-pole
Contact configuration	1 CO	2 CO
Contact set	single contact	
Type of interruption	micro disconnection	
Rated voltage / max. switching voltage AC	240 / 400 VAC	
Rated current	12 / 16 A	8 A
Maximum breaking capacity AC	3000 / 4000 VA	2000 VA
Limiting making capacity,max 4 s, df 10%	25 / 30 A	15 A
Contact material	AgNi 90/10	
Rated frequency of operation DC coil with / without load	6 / 1200 min <sup>-1</sup>	
AC coil with / without load	6 / 600 min <sup>-1</sup>	
Operate- / release time DC coil	max 8 / 6 ms	max 10 / 5 ms
Bounce time DC coil, NO / NC contact	max 4 / 6 ms	max 4 / 9 ms

**Contact ratings**

Type	Contact	Load	Ambient temp. [°C]	Cycles
<b>IEC 61810</b>				
RT314 DC-coil	NO	10 A, 400 VAC, cosφ=1	85°C	150x10 <sup>3</sup>
RT314 AC-coil	NO	16 A, 250 VAC, cosφ=1	70°C	50x10 <sup>3</sup>
RT314 AC-coil	CO	16 A, 250 VAC, cosφ=1	70°C	10x10 <sup>3</sup>
RT424 AC coil	CO	8 A, 250 VAC, cosφ=1	70°C	30x10 <sup>3</sup>
<b>UL 508</b>				
RT314	NO	16 A, 250 VAC, general purpose, DF: 10%	85°C	50x10 <sup>3</sup>
RT314	NO	A300	40°C	6x10 <sup>3</sup>
RT314	NC	B300	40°C	6x10 <sup>3</sup>
RT314	NO	240 VAC, 1 hp	40°C	1x10 <sup>3</sup>
RT424 DC coil	NO / NC	8 A, 30 VDC, general purpose	85°C	6x10 <sup>3</sup>
RT424 DC coil	NO	10 A, 250 VAC, general purpose	85°C	30x10 <sup>3</sup>
RT424 DC coil	NO / NC	motor, 1/2 hp, 240 VAC	85°C	1x10 <sup>3</sup>
RT424 DC coil	NO / NC	pilot duty, B300, R300	85°C	6x10 <sup>3</sup>
<b>EN60730-1</b>				
RT314 DC-coil	NO	12(2) A, 250 VAC	85°C	100x10 <sup>3</sup>
RT424 DC coil	NO / NC	6(2) A, 250 VAC	85°C	100x10 <sup>3</sup>

**Coil data**

Rated coil voltage range DC coil	5...110 VDC
AC coil	24...230 VAC
Operative range to IEC 61810	2
Coil insulation system according UL1446	class F



**Interface Power Relay RT (Continued)**

**Coil versions, DC-coil**

Coil code	Rated voltage VDC	Operate voltage VDC	Release voltage VDC	Coil resistance Ohm	Rated coil power mW
006	6	4.2	0.6	90 ± 10%	400
012	12	8.4	1.2	360 ± 10%	400
<b>024</b>	<b>24</b>	<b>16.8</b>	<b>2.4</b>	<b>1440 ± 10%</b>	<b>400</b>
048	48	33.6	4.8	5520 ± 10%	417
060	60	42.0	6.0	8570 ± 12%	420
110	110	77.0	11.0	28800 ± 12%	420

All figures are given for coil without preenergization, at ambient temperature +23°C  
Other coil voltages on request

**Coil versions, AC-coil 50Hz**

Coil code	Rated voltage VAC	Operate voltage VAC	Release voltage VAC	Coil resistance Ohm	Rated coil power VA
<b>524</b>	<b>24</b>	<b>18.0</b>	<b>3.6</b>	<b>350 ± 10%</b>	<b>0.76</b>
615	115	86.3	17.3	8100 ± 15%	0.76
<b>730</b>	<b>230</b>	<b>172.5</b>	<b>34.5</b>	<b>32500 ± 15%</b>	<b>0.74</b>

All figures are given for coil without preenergization, at ambient temperature +23°C  
Other coil voltages on request

**Insulation**

Dielectric strength coil-contact circuit	5000 V <sub>rms</sub>
open contact circuit	1000 V <sub>rms</sub>
adjacent contact circuits	2500 V <sub>rms</sub>
Clearance / creepage coil-contact circuit	≥ 10 / 10 mm
Material group of insulation parts	IIIa
Tracking index of relay base	PTI 250 V
Insulation to IEC 61810-1	
Type of insulation coil-contact circuit	reinforced
open contact circuit	micro disconnection
Rated insulation voltage	250 V
Pollution degree 12 A version	3
16 A version	3
2 x 8 A version	3
Rated voltage system	240 V
Overtension category	230 / 400 V
	III

**Other data**

	1-pole	2-pole
Mechanical endurance DC coil	> 30 x 10 <sup>6</sup>	> 30 x 10 <sup>6</sup>
AC coil	> 10 x 10 <sup>6</sup>	> 5 x 10 <sup>6</sup>
Material	RoHS - Directive 2002/95/EC compliant as per product date code 0413	
Environment		
Ambient temperature range DC coil	-40...+85°C	
AC coil	-40...+70°C	
Vibration resistance (function), NO / NC contact	20 / 5 g, 30 ... 500 Hz	
Shock resistance (destruction)	100 g	
Category of protection	RTII	
Processing		
Mounting distance	dense packing of sockets	
Relay weight	14 g	
Packaging unit	20 / 500 pcs	

**Accessories**

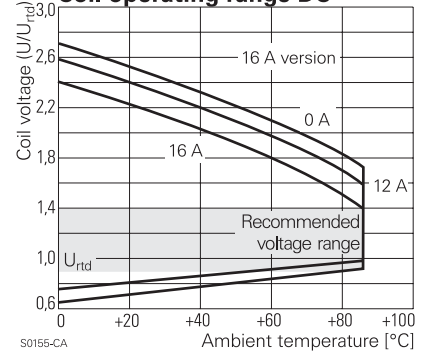
For Details see datasheet Accessories Interface Power Relay RT

NOTE: indicated contact ratings and electrical endurance data for direct wiring of relays (according IEC 61810-1, table 12); for relays mounted on sockets deratings may apply.

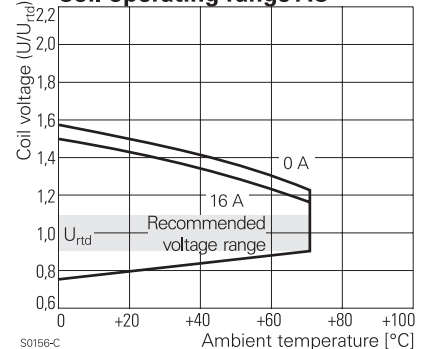
**Relay Packages**

Complete packages consisting of a relay mounted on a socket see Package RT

**Coil operating range DC**



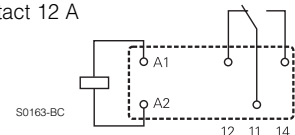
**Coil operating range AC**



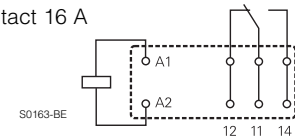
**Terminal assignment**

Bottom view on pins

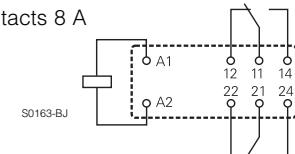
1 CO contact 12 A



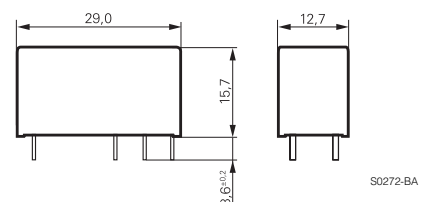
1 CO contact 16 A



2 CO contacts 8 A



**Dimensions**



**Interface Power Relay RT (Continued)**

<b>Product key</b>	Typical product key					<b>RT</b>	<b>3</b>	<b>1</b>	<b>4</b>	<b>024</b>
<b>Type</b>	RT Interface Power relay RT									
<b>Version</b>	<b>1</b> 1-pole, 12 A, pinning 3.5 mm		<b>3</b> 1-pole, 16 A, pinning 5 mm							
	<b>2</b> 1-pole, 12 A, pinning 5 mm		<b>4</b> 2-pole, 8 A, pinning 5 mm							
<b>Contact configuration</b>	<b>1</b> 1 CO contact (1 form C)					<b>2</b> 2 CO contacts (2 form C)				
<b>Contact material</b>	<b>4</b> AgNi 90/10									
<b>Coil</b>	Coil code: please refer to coil versions table, preferred types in bold print									

Wash tight version on request

Product key	Version	Contacts	Cont. material	Coil	Coil	Part number
RT114024	1-pole, 12 A pinning 3.5 mm	1 CO contact	AgNi 90/10	DC-coil	24 VDC	1-1393239-3
RT114524				AC-coil	24 VAC	1-1393239-7
RT114615					115 VAC	1-1393239-8
RT114730					230 VAC	1-1393239-9
RT214024	1-pole, 12 A pinning 5 mm			DC-coil	24 VDC	5-1393239-5
RT214524				AC-coil	24 VAC	5-1393239-9
RT214615					115 VAC	6-1393239-0
RT214730					230 VAC	1419108-6
RT314024	1-pole, 16 A pinning 5 mm			DC-coil	24 VDC	9-1393239-8
RT314524				AC-coil	24 VAC	1393240-4
RT314615					115 VAC	1393240-6
RT314730					230 VAC	1393240-7
RT424024	2-pole, 8 A pinning 5 mm	2 CO contacts		DC-coil	24 VDC	6-1393243-8
RT424524				AC-coil	24 VAC	7-1393243-6
RT424615					115 VAC	7-1393243-8
RT424730					230 VAC	7-1393243-9



Компания «ЭлектроПласт» предлагает заключение долгосрочных отношений при поставках импортных электронных компонентов на взаимовыгодных условиях!

Наши преимущества:

- Оперативные поставки широкого спектра электронных компонентов отечественного и импортного производства напрямую от производителей и с крупнейших мировых складов;
- Поставка более 17-ти миллионов наименований электронных компонентов;
- Поставка сложных, дефицитных, либо снятых с производства позиций;
- Оперативные сроки поставки под заказ (от 5 рабочих дней);
- Экспресс доставка в любую точку России;
- Техническая поддержка проекта, помощь в подборе аналогов, поставка прототипов;
- Система менеджмента качества сертифицирована по Международному стандарту ISO 9001;
- Лицензия ФСБ на осуществление работ с использованием сведений, составляющих государственную тайну;
- Поставка специализированных компонентов (Xilinx, Altera, Analog Devices, Intersil, Interpoint, Microsemi, Aeroflex, Peregrine, Syfer, Eurofarad, Texas Instrument, Miteq, Cobham, E2V, MA-COM, Hittite, Mini-Circuits, General Dynamics и др.);

Помимо этого, одним из направлений компании «ЭлектроПласт» является направление «Источники питания». Мы предлагаем Вам помощь Конструкторского отдела:

- Подбор оптимального решения, техническое обоснование при выборе компонента;
- Подбор аналогов;
- Консультации по применению компонента;
- Поставка образцов и прототипов;
- Техническая поддержка проекта;
- Защита от снятия компонента с производства.



#### Как с нами связаться

**Телефон:** 8 (812) 309 58 32 (многоканальный)

**Факс:** 8 (812) 320-02-42

**Электронная почта:** [org@eplast1.ru](mailto:org@eplast1.ru)

**Адрес:** 198099, г. Санкт-Петербург, ул. Калинина, дом 2, корпус 4, литера А.