

FO converters - PSI-MOS-PROFIB/FO 660 T - 2708287

Please be informed that the data shown in this PDF Document is generated from our Online Catalog. Please find the complete data in the user's documentation. Our General Terms of Use for Downloads are valid (<http://phoenixcontact.com/download>)



FO converter with integrated optical diagnostics, alarm contact, for PROFIBUS up to 12 Mbps, T-coupler with two FO interfaces (FSMA), 660 nm, for polymer/HCS fiber cable

Product Features

- ✓ Can be combined with the PSI copper repeater in a modular way using DIN rail connectors
- ✓ Supply voltage and data signals routed through via DIN rail connectors
- ✓ Connections can be plugged in using a COMBICON screw terminal block
- ✓ Automatic data rate detection or fixed data rate setting via DIP switches
- ✓ Redundant power supply possible by means of optional system power supply unit
- ✓ High-quality electrical isolation between all interfaces (PROFIBUS // fiber optic ports // power supply // DIN rail connector)
- ✓ Approved for use in zone 2
- ✓ Integrated optical diagnostics for continuous monitoring of fiber optic paths
- ✓ Floating switch contact for leading alarm generation in relation to critical fiber optic paths
- ✓ Intrinsically safe fiber optic interface (Ex op is) for direct connection to devices in zone 1
- ✓ Suitable for all data rates up to 12 Mbps
- ✓ Bit retiming for any cascading depth



Key commercial data

Packing unit	1 pc
Weight per Piece (excluding packing)	234.2 GRM
Custom tariff number	85176200
Country of origin	Germany

Technical data

Note

Utilization restriction	EMC: class A product, see manufacturer's declaration in the download area
-------------------------	---

FO converters - PSI-MOS-PROFIB/FO 660 T - 2708287

Technical data

Dimensions

Width	35 mm
Height	99 mm
Depth	106 mm

Ambient conditions

Ambient temperature (operation)	-20 °C ... 60 °C
Ambient temperature (storage/transport)	-40 °C ... 85 °C
Permissible humidity (operation)	30 % ... 95 % (non-condensing)
Altitude	5000 m (For restrictions see manufacturer's declaration)
Degree of protection	IP20
Noise immunity	EN 61000-6-2:2005

General

Bit delay	≤ 1 Bit
Bit distortion, input	± 35 % (permitted)
Bit distortion, output	< 6.25 %
Electrical isolation	VCC // RS-485
Test voltage data interface/power supply	1.5 kV _{rms} (50 Hz, 1 min.)
Electromagnetic compatibility	Conformance with EMC Directive 2004/108/EC
Noise emission	EN 55011
Net weight	191 g
Housing material	PA 6.6-FR
Color	green
MTBF	201 Years (Telcordia standard, 25°C temperature, 21% operating cycle (5 days a week, 8 hours a day))
	42 Years (Telcordia standard, 40°C temperature, 34.25% operating cycle (5 days a week, 12 hours a day))
MTTF	213 Years (SN 29500 standard, temperature 25°C, operating cycle 21 % (5 days a week, 8 hours a day))
	150 Years (SN 29500 standard, temperature 40 °C, operating cycle 34.25 % (5 days a week, 12 hours a day))
	86 Years (SN 29500 standard, temperature 40°C, operating cycle 100 % (7 days a week, 24 hours a day))
Conformance	CE-compliant
ATEX	# II 3 G Ex nAC IIC T4 X (Please follow the special installation instructions in the documentation!)
	# II (2) GD [Ex op is] IIC (PTB 06 ATEX 2042 U) (Please follow the special installation instructions in the documentation!)
UL, USA / Canada	Class I, Zone 2, AEx nc IIC T5
	Class I, zone 2, Ex nC nL IIC T5 X
	Class I, Div. 2, Groups A, B, C, D

FO converters - PSI-MOS-PROFIB/FO 660 T - 2708287

Technical data

Power supply

Nominal supply voltage	24 V DC
Supply voltage range	18 V DC ... 30 V DC
Max. current consumption	130 mA
Typical current consumption	100 mA (24 V DC)
Connection method	COMBICON plug-in screw terminal block

Serial interface

Interface 1	PROFIBUS acc. to IEC 61158, RS-485 2-wire, half duplex, automatic control
Interface	PROFIBUS
Operating mode	Semi-duplex
Connection method	D-SUB-9 female connector
File format/coding	UART (11 Bit, NRZ)
Data direction switching	Automatic control
Transmission medium	Copper
Transmission length	≤ 1200 m (depending on the data rate, with shielded, twisted pair data cable)
Conductor cross section solid min.	0.2 mm ²
Conductor cross section solid max.	2.5 mm ²
Conductor cross section stranded min.	0.2 mm ²
Conductor cross section stranded max.	2.5 mm ²
Conductor cross section AWG/kcmil min.	24
Conductor cross section AWG/kcmil max	14
Serial transmission speed	≤ 12 Mbps

Optical interface FO

Transmit capacity, minimum	-3 dBm (980/1000 μm)
	-15.4 dBm (200/230 μm)
Minimum receiver sensitivity	-30 dBm
Overrange receiver	-3 dBm (980/1000 μm)
Wavelength	660 nm
Transmission length incl. 3 dB system reserve	70 m (With F-P 980/1000 230 dB/km with quick mounting connector)
	400 m (With F-K 200/230 10 dB/km with quick mounting connector)
Transmission medium	Polymer fiber
	HCS fiber
Transmission protocol	Protocol-transparent to the RS-485 interface
Connection method	F-SMA

Digital outputs

Output name	Relay output
-------------	--------------

FO converters - PSI-MOS-PROFIB/FO 660 T - 2708287

Technical data

Digital outputs

Output description	Alarm output
Number of outputs	1
Maximum switching voltage	60 V DC
	42 V AC
Limiting continuous current	0.46 A

Classifications

eCl@ss

eCl@ss 4.0	27230207
eCl@ss 4.1	27230207
eCl@ss 5.0	27230207
eCl@ss 5.1	27230207
eCl@ss 6.0	27230207
eCl@ss 7.0	27230207
eCl@ss 8.0	27143136

ETIM

ETIM 2.0	EC001423
ETIM 3.0	EC001423
ETIM 4.0	EC001423
ETIM 5.0	EC001423

UNSPSC

UNSPSC 6.01	30211506
UNSPSC 7.0901	39121008
UNSPSC 11	39121008
UNSPSC 12.01	39121008
UNSPSC 13.2	43201553

Approvals

Approvals

Approvals

UL Recognized / cUL Recognized / UL Recognized / cUL Recognized / DNV / cULus Recognized

FO converters - PSI-MOS-PROFIB/FO 660 T - 2708287


Approvals

Ex Approvals


ATEX / UL Listed / cUL Listed / ATEX / UL Listed / cUL Listed / cULus Listed


Approvals submitted

Approval details


UL Recognized 

cUL Recognized 

UL Recognized 

cUL Recognized 

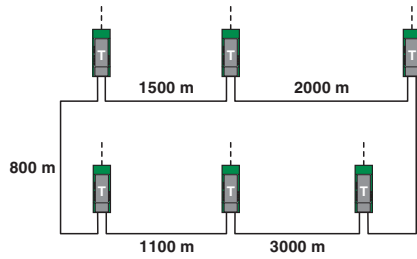
DNV

cULus Recognized 

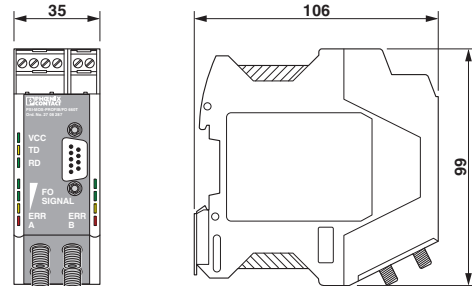
Drawings

FO converters - PSI-MOS-PROFIB/FO 660 T - 2708287

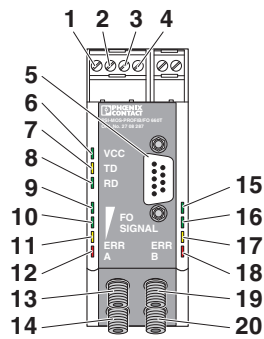
Application drawing



Dimensioned drawing

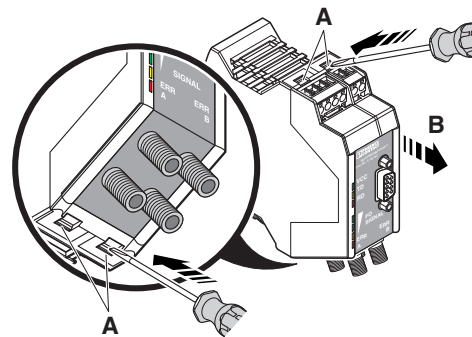


Schematic diagram



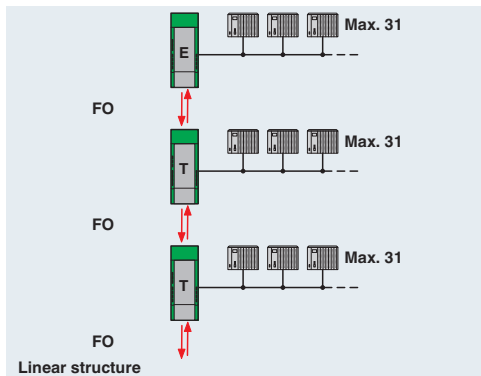
Front view

Schematic diagram



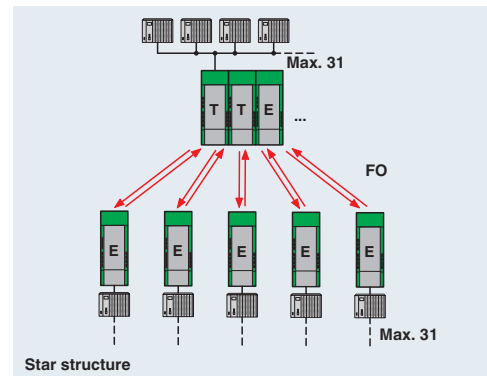
Opening the housing

Application drawing



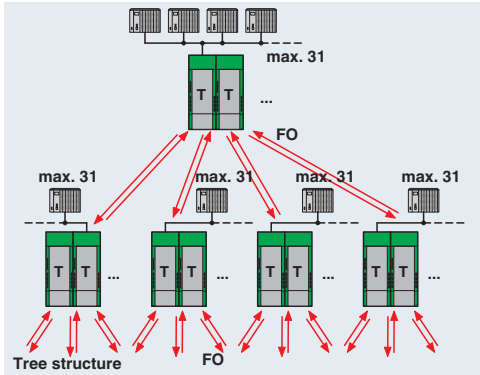
Tree structure

Application drawing

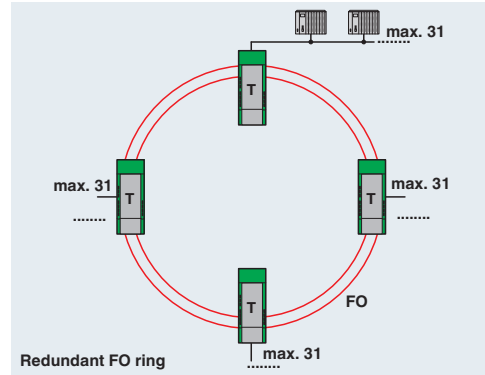


FO converters - PSI-MOS-PROFIB/FO 660 T - 2708287

Application drawing

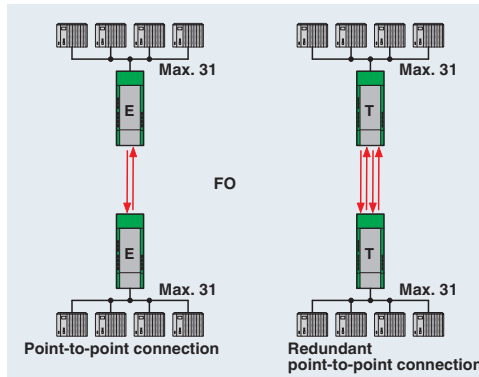


Application drawing

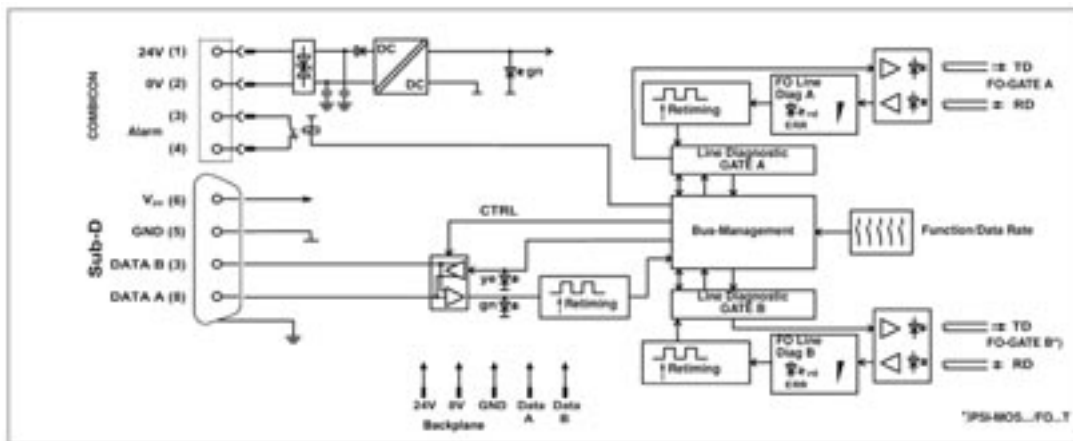


Redundant FO ring

Application drawing



Block diagram



*) only with PSI-MOS.../FO...T



Компания «ЭлектроПласт» предлагает заключение долгосрочных отношений при поставках импортных электронных компонентов на взаимовыгодных условиях!

Наши преимущества:

- Оперативные поставки широкого спектра электронных компонентов отечественного и импортного производства напрямую от производителей и с крупнейших мировых складов;
- Поставка более 17-ти миллионов наименований электронных компонентов;
- Поставка сложных, дефицитных, либо снятых с производства позиций;
- Оперативные сроки поставки под заказ (от 5 рабочих дней);
- Экспресс доставка в любую точку России;
- Техническая поддержка проекта, помощь в подборе аналогов, поставка прототипов;
- Система менеджмента качества сертифицирована по Международному стандарту ISO 9001;
- Лицензия ФСБ на осуществление работ с использованием сведений, составляющих государственную тайну;
- Поставка специализированных компонентов (Xilinx, Altera, Analog Devices, Intersil, Interpoint, Microsemi, Aeroflex, Peregrine, Syfer, Eurofarad, Texas Instrument, Miteq, Cobham, E2V, MA-COM, Hittite, Mini-Circuits, General Dynamics и др.);

Помимо этого, одним из направлений компании «ЭлектроПласт» является направление «Источники питания». Мы предлагаем Вам помощь Конструкторского отдела:

- Подбор оптимального решения, техническое обоснование при выборе компонента;
- Подбор аналогов;
- Консультации по применению компонента;
- Поставка образцов и прототипов;
- Техническая поддержка проекта;
- Защита от снятия компонента с производства.



Как с нами связаться

Телефон: 8 (812) 309 58 32 (многоканальный)

Факс: 8 (812) 320-02-42

Электронная почта: org@eplast1.ru

Адрес: 198099, г. Санкт-Петербург, ул. Калинина, дом 2, корпус 4, литера А.