

SERIES 62B Push-Pull, High Torque

FEATURES

- Multiple Switching Functions Available in One Compact Device
- Push and Pull Travel Options
- Pull Shaft Resists Accidental Actuation
- High Rotational Torque for Positive Detent Feel and Superior Tactile Feedback
- Long Life, High Reliability
- CMOS, HCMOS, and TTL Compatible

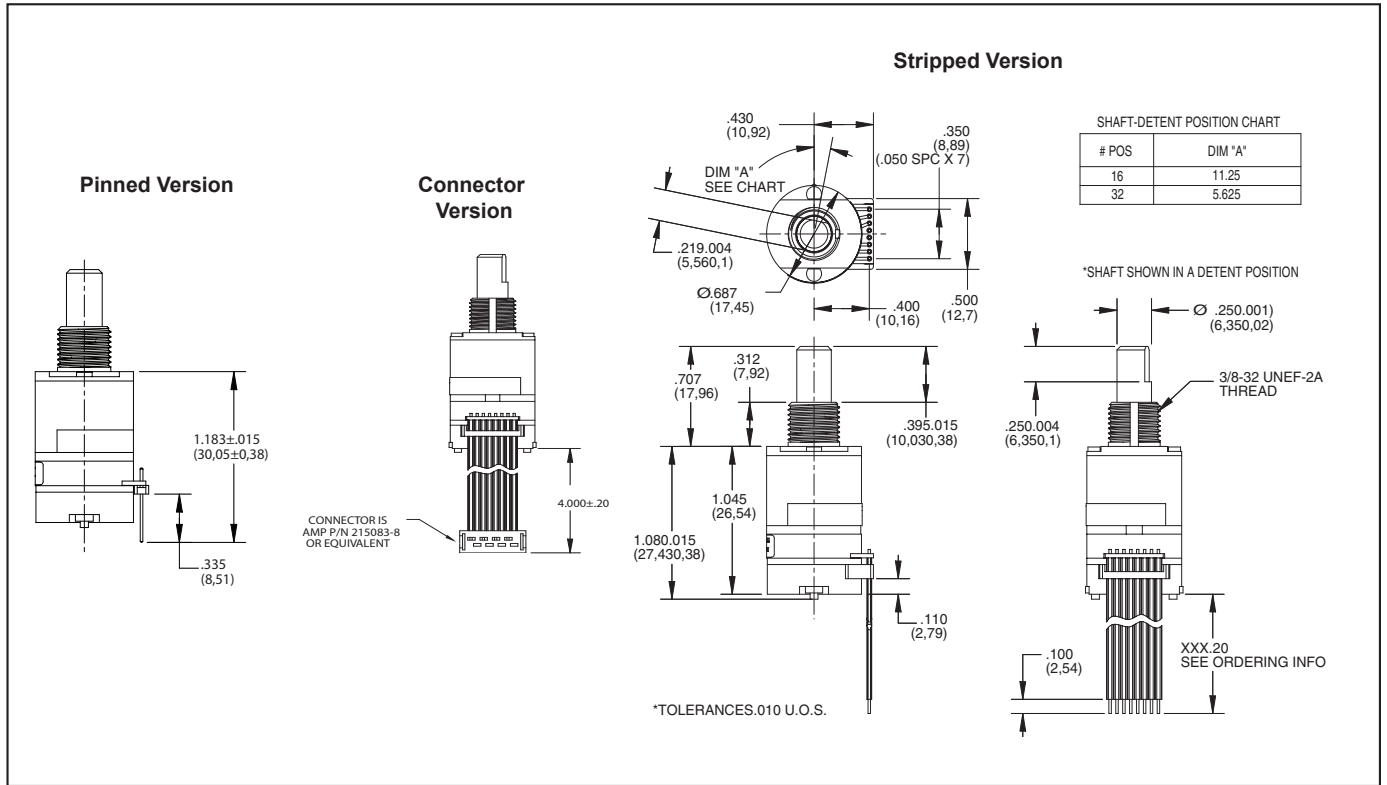
- Pin, Cable and Connector with Cable Termination Options
- Custom Modifications Available

APPLICATIONS

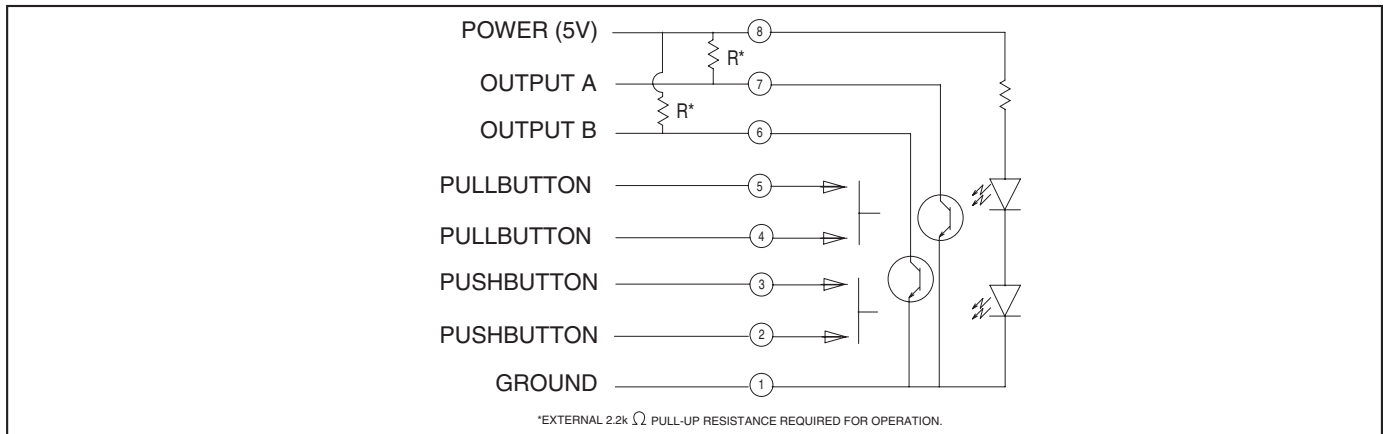
- Use for Menu Scrolling or Function Selection
- Avionics
- Industrial
- Medical

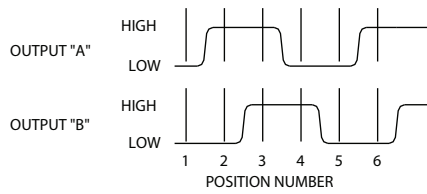


DIMENSIONS in inches (and millimeters)



SWITCH SCHEMATIC, WAVEFORM, AND TRUTH TABLE



WAVEFORM AND TRUTH TABLE Standard Quadrature 2-Bit Code


Clockwise Rotation		
Position	Output A	Output B
1		
2	•	
3	•	•
4		•

• Indicates logic high; blank indicates logic low.
Code repeats every 4 positions.

SPECIFICATIONS
Environmental Specifications

Operating Temperature Range: -40° C to 85° C

Storage Temperature Range: -55° C to 100° C

Humidity: 96 hours at 90-95% humidity at 40° C

Mechanical Vibration: Harmonic motion with amplitude of 15 g, within a varied frequency of 10 to 2000 Hz

Mechanical Shock:

Test 1: 100 g for 6 ms half-sine wave with a velocity change of 12.3 ft/sec
Test 2: 100 g for 6 ms sawtooth wave with a velocity change of 9.7 ft/sec

Rotary Electrical and
Mechanical Specifications

Operating Voltage: 5.00±.25 Vdc

Supply Current: 30 mA maximum at 5 Vdc

Output: Open collector phototransistor, external pull-up resistors are required

Output Code: Two-bit quadrature, channel A leads channel B by 90° electrically during clockwise rotation of the shaft

Logic Output Characteristics:

Logic high signal shall be no less than 3.0 Vdc

Logic low signal shall be no greater than 1.0 Vdc

Minimum Sink Current: 2.0 mA

Power Consumption: 150 mW maximum

Mechanical Life: 1 million rotational cycles of operation. One cycle is a rotation through all positions and a full return

Average Rotational Torque: 16 position: 5.0 ± 1.5 in-oz, 32-position: 2.5 ± 1.5 in-oz. Torque shall be within 50% of initial value throughout life

Mounting Torque: 15 in-oz maximum

Shaft Push-Out Force: 45 lbs minimum

Shaft Pull-Out Force: 20 lbs minimum

Terminal Strength: 15 lbs minimum terminal pull-out force for cable or header termination

Solderability: 95% free of pin holes and voids

Pull-Button/Push-Button Electrical and Mechanical Specifications

Rating: 10 mA at 5 Vdc

Contact Resistance: <10 ohms

Life: 3 million actuations minimum

Contact Bounce: <4 ms make, <10 ms break

Actuation Force: 1700±450 g for both push and pull-button

Shaft Travel: .030±.010 standard travel. .050±.010 long travel

Materials and Finishes

Bushing: Zinc Diecast, Cadmium Plated per QQP-416, Class II, Type II

Shaft: Aluminum

Detent Cover: Powdered Metal per SS-316N1-25

Through Bolts: 305 Stainless Steel

Through Bolts Nuts: 305 Stainless Steel

Shaft Travel Springs: Carbon Steel, Oil Dip Finish

Detent Ball: Stainless Steel

Detent Spring: Tinned Music Wire

Spacer/Push Dome Retainer: Ryton R-4

Push Actuator: Zytel 70G33L

Snap Dome: Stainless Steel

Printed Circuit Boards: Nema Grade FR4, Double Clad with Copper, Plated with Gold

over Nickel

Infrared Light Emitting Diode Chips: Gallium Aluminum Arsenide

Silicon Phototransistor Chips: Gold and Aluminum Alloys

Resistor: Metal Oxide on Ceramic Substrate

Solder Pins: Brass, Plated with Tin

Code Rotor: Delrin 100

Code Housing: Hiloy-610

Pull Dome Retainer: Ryton R-4

Pull Actuator: Polyurethane, Isoplast 101 LGF40 Blk

Cover: Ryton R-4

Cable: Copper Standard with Topcoat in PVC Insulation (Cabled Versions Only)

Connector: PA4.6 with Tin over Nickel Plated Phosphor Bronze (Cable/Connector Versions)

Label: TT406 Thermal Transfer Cast Film

Solder: Sn/Ag/Cu, lead-free, no clean

Lubricating Grease: Nye Nyogel 774L

Mounting Hex Nut: Tin/Zinc Over 1/2 Hard Brass

Lockwasher: 8-18 Stainless Steel, Passivate Finish

Pin Header: Hi-Temp Glass Filled Thermoplastic UL94V-0, Phosphor Bronze (Pinned Versions Only)

ORDERING INFORMATION

Series

Angle of Throw: 22 = 22.5° For Code Change and 16 Detent Positions.

11 = 11.25° For Code Change and 32 Detent Positions.

Push/Pull-Button Travel: S = Standard Travel (.030" Both Directions). L = Long Travel (.050" Both Directions)

Push/Pull Option: P = Pull-Button Only. PP = Push and Pull-Button

Termination: C = .050" Pitch Ribbon Cable with Connector

S = .050" Pitch Ribbon Cable with Stripped End

P = .050" Pitch Pin Header

Cable Termination: 040 = 4.0in. Cable is terminated with Amp Connector P/N 215083-6.

See Amp Mateability Guide for mating connector details.

*Eliminate cable length if ordering pins (Ex: 62B22-SP-P)



Компания «ЭлектроПласт» предлагает заключение долгосрочных отношений при поставках импортных электронных компонентов на взаимовыгодных условиях!

Наши преимущества:

- Оперативные поставки широкого спектра электронных компонентов отечественного и импортного производства напрямую от производителей и с крупнейших мировых складов;
- Поставка более 17-ти миллионов наименований электронных компонентов;
- Поставка сложных, дефицитных, либо снятых с производства позиций;
- Оперативные сроки поставки под заказ (от 5 рабочих дней);
- Экспресс доставка в любую точку России;
- Техническая поддержка проекта, помощь в подборе аналогов, поставка прототипов;
- Система менеджмента качества сертифицирована по Международному стандарту ISO 9001;
- Лицензия ФСБ на осуществление работ с использованием сведений, составляющих государственную тайну;
- Поставка специализированных компонентов (Xilinx, Altera, Analog Devices, Intersil, Interpoint, Microsemi, Aeroflex, Peregrine, Syfer, Eurofarad, Texas Instrument, Miteq, Cobham, E2V, MA-COM, Hittite, Mini-Circuits, General Dynamics и др.);

Помимо этого, одним из направлений компании «ЭлектроПласт» является направление «Источники питания». Мы предлагаем Вам помощь Конструкторского отдела:

- Подбор оптимального решения, техническое обоснование при выборе компонента;
- Подбор аналогов;
- Консультации по применению компонента;
- Поставка образцов и прототипов;
- Техническая поддержка проекта;
- Защита от снятия компонента с производства.



Как с нами связаться

Телефон: 8 (812) 309 58 32 (многоканальный)

Факс: 8 (812) 320-02-42

Электронная почта: org@eplast1.ru

Адрес: 198099, г. Санкт-Петербург, ул. Калинина, дом 2, корпус 4, литера А.