


# SMT POWER INDUCTORS

## Flat Coils - PG0006NL and PG0138NL Series



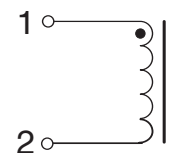
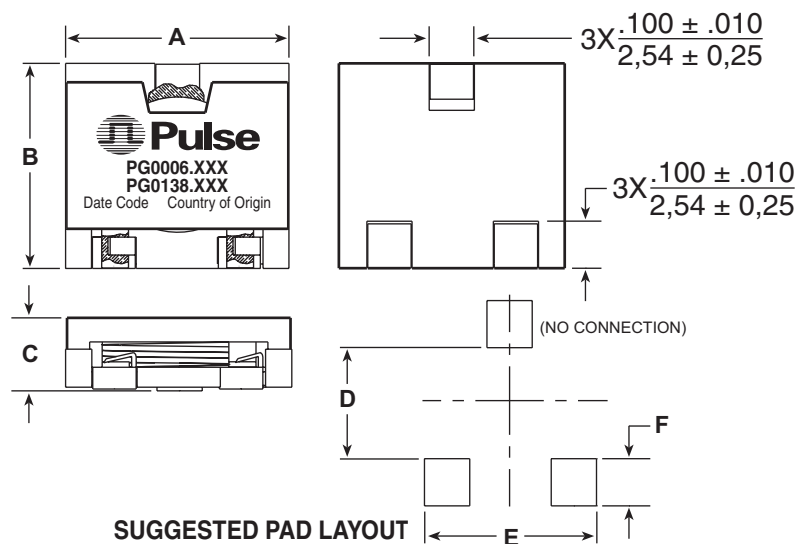
- Height:** 6.0mm Max (PG0006) - 4.8mm Max (PG0138)
- Footprint:** 13.4mm x 13.3mm (PG0006)  
13.0mm x 12.8mm (PG0138)
- Current Rating:** up to 28.3Adc
- Inductance Range** 0.50μH to 5.0μH

### Electrical Specifications @ 25°C — Operating Temperature -40°C to +130°C <sup>1</sup>

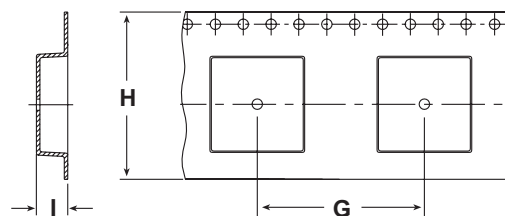
Part <sup>7,8</sup> Number	Inductance <sup>2</sup> @I <sub>rated</sub> (μH TYP)	I <sub>rated</sub> <sup>3</sup> (A)	DCR (mΩ)		Inductance @0Adc (μH ±20%)	Saturation <sup>4</sup> Current I <sub>sat</sub> (A)	Heating <sup>5</sup> Current I <sub>dc</sub> (A)	Core Loss <sup>6</sup> Factor K2
			TYP	MAX				
<b>PG0006NL SERIES</b>								
PG0006.601NL	0.5	23	0.6	0.75	0.60	23	47	69.3
PG0006.102NL	0.9	20	1.4	1.75	1.0	20	31	77.1
PG0006.212NL	1.9	14	3.0	3.6	2.1	14	21	121.3
PG0006.312NL	2.8	12	7.0	7.5	3.1	12	14	119.4
PG0006.422NL	3.8	10	7.0	7.5	4.2	10	14	161.8
PG0006.462NL	4.2	9	9.8	10.4	4.6	9	12	151.9
PG0006.552NL	5	8	11.8	12.4	5.5	8	11	158.9
<b>PG0138NL SERIES</b>								
PG0138.601NL	0.48	28.3	1.40	1.75	0.60	28.3	30.5	55.3
PG0138.102NL	0.8	21	3.0	3.6	1.0	22.8	21	69.1
PG0138.222NL	1.8	13.5	7.0	7.5	2.2	15.5	13.5	101.3
PG0138.332NL	2.8	11.5	9.8	10.4	3.3	12.2	11.5	130.3
PG0138.472NL	3.7	10.2	11.8	12.4	4.7	10.2	10.5	162.3
PG0138.552NL	4.4	8.2	11.8	12.4	5.5	8.2	10.5	190.0

### Mechanical

### Schematic



Dim.	PG0006	PG0138
A	.528/13,40 MAX	.504/12,80 MAX
B	.523/13,28 MAX	.512/13,00 MAX
C	.236/6,00 MAX	.193/4,90 MAX
D	.260/6,60 ±.005/0,12	.260/6,60 ±.005/0,12
E	.417/10,60 ±.005/0,12	.425/10,80 ±.005/0,12
F	3x.146/3,70 ±.005/0,12	3x.146/3,70 ±.005/0,12
G	.787/20,00	.630/16,00
H	.945/24,00	.945/24,00
I	.272/6,91	.232/5,90



TAPE & REEL LAYOUT

Dimensions: Inches  
mm  
Unless otherwise specified,  
all tolerances are ± .010  
0,25

	PG0006	PG0138
Weight .....	3.0 grams	2.4 grams
Tape & Reel.....	340/reel	600/reel

# SMT POWER INDUCTORS

## Flat Coils - PG0006NL and PG0138NL Series



### Notes from Tables

1. The temperature of the component (ambient plus temperature rise) must be within the specified operating temperature range.
2. Inductance at  $I_{rated}$  is a typical inductance value for the component taken at rated current.
3. The rated current listed is the lower of the saturation current @ 25°C or the heating current.
4. The saturation current,  $I_{SAT}$ , is the current at which the component inductance drops by 10% typical (20% typical for **PG0138.XXX**) at an ambient temperature of 25°C. This current is determined by placing the component in the specified ambient environment and applying a short duration pulse current (to eliminate self-heating effects) to the component.
5. The heating current,  $I_{DC}$ , is the DC current required to raise the component temperature by approximately 40°C. The heating current is determined by mounting the component on a typical PCB and applying current for 30 minutes. The temperature is measured by placing the thermocouple on top of the unit under test. Take note that the component's performance varies depending on the system condition. It is suggested that the component be tested at the system level, to verify the temperature rise of the component during system operation.

6. Core loss approximation is based on published core data:

$$\text{Core Loss}_{PG0006 \text{ SERIES}} = K1 * (f)^{1.02} * (K2\Delta I)^{2.29}$$

$$\text{Core Loss}_{PG0138 \text{ SERIES}} = \{K1a * (f)^{1.12} * (K2\Delta I)^{2.17}\} + \{K1b * (f)^{1.25} * (K2\Delta I)^{2.32}\}$$

Where: Core Loss = in Watts

f = switching frequency in kHz

K1= 4.75E-11

K1a= 4.43E-11

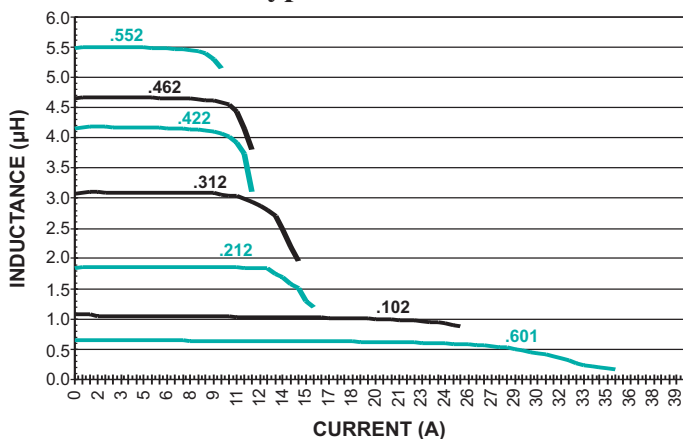
K1b= 1.73E-11

$\Delta I$  = delta I across the component in Ampere

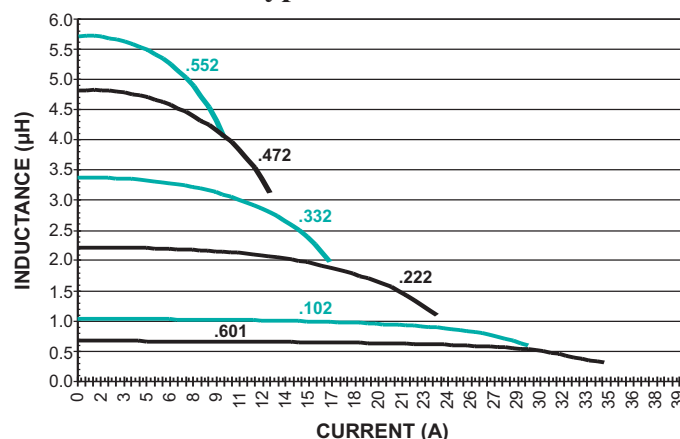
K2 $\Delta I$  = one half of the peak to peak flux density across the component in Gauss

7. Unless otherwise specified, all testing is made at 100kHz, 0.25V<sub>AC</sub>.
8. Optional Tape & Reel packaging can be ordered by adding a "T" suffix to the part number (i.e. PG0006.102NL becomes PG0006.102NLT). Pulse complies to industry standard tape and reel specification EIA481.
8. The "NL" suffix indicates an RoHS-compliant part number. Non-NL suffixed parts are not necessarily RoHS compliant, but are electrically and mechanically equivalent to NL versions. If a part number does not have the "NL" suffix, but an RoHS compliant version is required, please contact Pulse for availability.

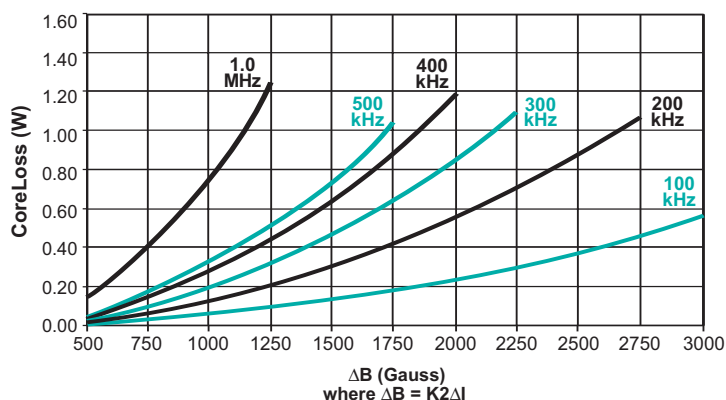
PG0006NL Typical Inductance vs DC Bias



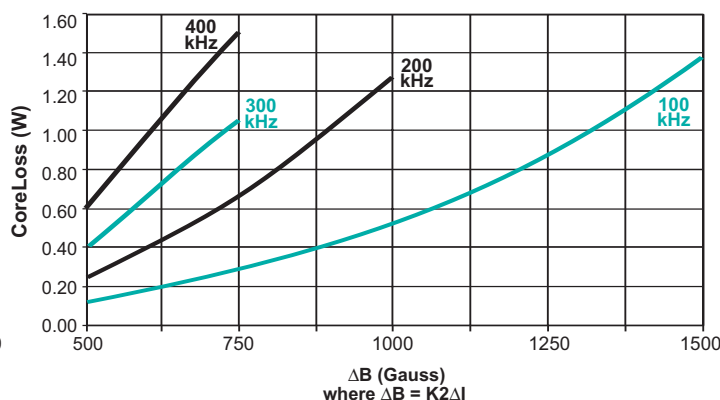
PG0138NL Typical Inductance vs DC Bias



PG0006NL Typical Core Loss vs Peak Flux Density



PG0138NL Typical Core Loss vs Peak Flux Density





Компания «ЭлектроПласт» предлагает заключение долгосрочных отношений при поставках импортных электронных компонентов на взаимовыгодных условиях!

Наши преимущества:

- Оперативные поставки широкого спектра электронных компонентов отечественного и импортного производства напрямую от производителей и с крупнейших мировых складов;
- Поставка более 17-ти миллионов наименований электронных компонентов;
- Поставка сложных, дефицитных, либо снятых с производства позиций;
- Оперативные сроки поставки под заказ (от 5 рабочих дней);
- Экспресс доставка в любую точку России;
- Техническая поддержка проекта, помощь в подборе аналогов, поставка прототипов;
- Система менеджмента качества сертифицирована по Международному стандарту ISO 9001;
- Лицензия ФСБ на осуществление работ с использованием сведений, составляющих государственную тайну;
- Поставка специализированных компонентов (Xilinx, Altera, Analog Devices, Intersil, Interpoint, Microsemi, Aeroflex, Peregrine, Syfer, Eurofarad, Texas Instrument, Miteq, Cobham, E2V, MA-COM, Hittite, Mini-Circuits, General Dynamics и др.);

Помимо этого, одним из направлений компании «ЭлектроПласт» является направление «Источники питания». Мы предлагаем Вам помощь Конструкторского отдела:

- Подбор оптимального решения, техническое обоснование при выборе компонента;
- Подбор аналогов;
- Консультации по применению компонента;
- Поставка образцов и прототипов;
- Техническая поддержка проекта;
- Защита от снятия компонента с производства.



#### Как с нами связаться

**Телефон:** 8 (812) 309 58 32 (многоканальный)

**Факс:** 8 (812) 320-02-42

**Электронная почта:** [org@eplast1.ru](mailto:org@eplast1.ru)

**Адрес:** 198099, г. Санкт-Петербург, ул. Калинина, дом 2, корпус 4, литера А.