

# Type SCR Commutating Capacitors

## Type SCR Film-Paper/Extended Foil Commutating Capacitor



Type SCR capacitors are for SCR (silicon controlled rectifier) commutating applications that require high peak and rms current capability. These capacitors are ideal for other high frequency and pulsed applications. The SCR is supplied in oval or rectangular metal cases with 1/4 x 20 threaded stud and insulated terminals to withstand high current and high peak voltages.

### Highlights

- Conforms to EIA RS401 for power semiconductor applications
- Non ferrous covers available for high frequency applications
- 40,000 hours life at full rated voltage and temperature
- High voltage, high current and high frequency

### Specifications



Complies with the EU Directive 2002/95/EC requirement restricting the use of Lead (Pb), Mercury (Hg), Cadmium (Cd), Hexavalent chromium (Cr(VI)), PolyBrominated Biphenyls (PBB) and PolyBrominated Diphenyl Ethers (PBDE).

**Capacitance Range:** 0.25  $\mu$ F to 50.0  $\mu$ F

**Voltage Range:** 200 Vpk to 2000 Vpk

**Capacitance Tolerance:**  $\pm$ 10%

**Temperature Range:**  $-40^{\circ}$ C to  $+65^{\circ}$ C

**Surface Temperature:**  $+80^{\circ}$ C

### Ratings

Cap ( $\mu$ F)	Catalog Part Number	Case Code	H (In.)	Max VA (65 $^{\circ}$ C)	Max (Arms)
<b>200 Vpk (Paper Dielectric)</b>					
3	SCRN201R-F	A	2.13	400	60
5	SCRN202R-F	A	2.63	465	60
10	SCRN203R-F	A	3.88	625	60
15	SCRN205R-F	A	4.75	765	60
20	SCRN206R-F	B	4.25	875	60
30	SCRN208R-F	C	5.25	1200	60
40	SCRN209R-F	C	6.75	1500	60
50	SCRN210R-F	D	5.75	1590	60
<b>400 Vpk (Film and Paper Dielectric)</b>					
2	SCRN211R-F	A	2.63	790	60
3	SCRN212R-F	A	2.63	970	60
5	SCRN213R-F	A	3.88	1130	60
10	SCRN214R-F	B	4.75	1930	60
15	SCRN215R-F	C	4.75	2240	60
20	SCRN216R-F	C	6.25	2800	60
30	SCRN217R-F	D	6.75	3720	60
40	SCRN218R-F	D	8.00	4330	60
50	SCRN219R-F	E	6.25	6050	100
<b>600 Vpk (Film and Paper Dielectric)</b>					
2	SCRN220R-F	A	2.63	815	60
3	SCRN221R-F	A	3.13	1200	60
5	SCRN222R-F	A	4.25	1420	60
10	SCRN224R-F	C	4.25	2040	60
15	SCRN226R-F	C	5.75	2800	60
20	SCRN227R-F	D	5.75	3260	60
25	SCRN229R-F	D	6.75	3720	60
30	SCRN230R-F	D	8.00	4330	60
40	SCRN231R-F	E	6.25	6060	100
50	SCRN232R-F	E	7.25	6850	100

Cap ( $\mu$ F)	Catalog Part Number	Case Code	H (In.)	Max VA (65 $^{\circ}$ C)	Max (Arms)
<b>600 Vpk (Film Dielectric for Low-loss)</b>					
1	SCRN262R-F	A	2.38	2200	60
2	SCRN263R-F	A	2.38	2060	60
3	SCRN264R-F	A	3.88	3190	60
5	SCRN265R-F	A	4.25	4380	60
10	SCRN266R-F	C	4.25	6060	60
<b>1000 Vpk (Film and Paper Dielectric)</b>					
1	SCRN233R-F	A	2.13	790	60
2	SCRN234R-F	A	3.13	1070	60
3	SCRN235R-F	A	3.88	1455	60
5	SCRN236R-F	B	4.25	1785	60
10	SCRN237R-F	C	5.75	2570	60
15	SCRN238R-F	D	5.75	3170	60
20	SCRN239R-F	E	5.13	5200	100
<b>1500 Vpk (Film and Paper Dielectric)</b>					
.5	SCRN240R-F	A	2.13	990	60
1	SCRN241R-F	A	2.88	1240	60
2	SCRN242R-F	B	3.50	1890	60
3	SCRN243R-F	C	4.25	2550	60
5	SCRN244R-F	C	5.75	3250	60
10	SCRN245R-F	E	5.13	6500	100
<b>2000 Vpk (Film and Paper Dielectric)</b>					
.25	SCRN246R-F	A	2.13	990	60
.33	SCRN257R-F	A	2.13	1000	60
.5	SCRN247R-F	A	2.63	1180	60
1	SCRN248R-F	A	3.13	1300	60
2	SCRN249R-F	B	4.25	2230	60
3	SCRN251R-F	C	4.75	2800	60
5	SCRN253R-F	D	5.75	4020	60
10	SCRN256R-F	F	5.75	7600	100

# Type SCR Commutating Capacitors

## Outline Drawings

## RoHS Compliant

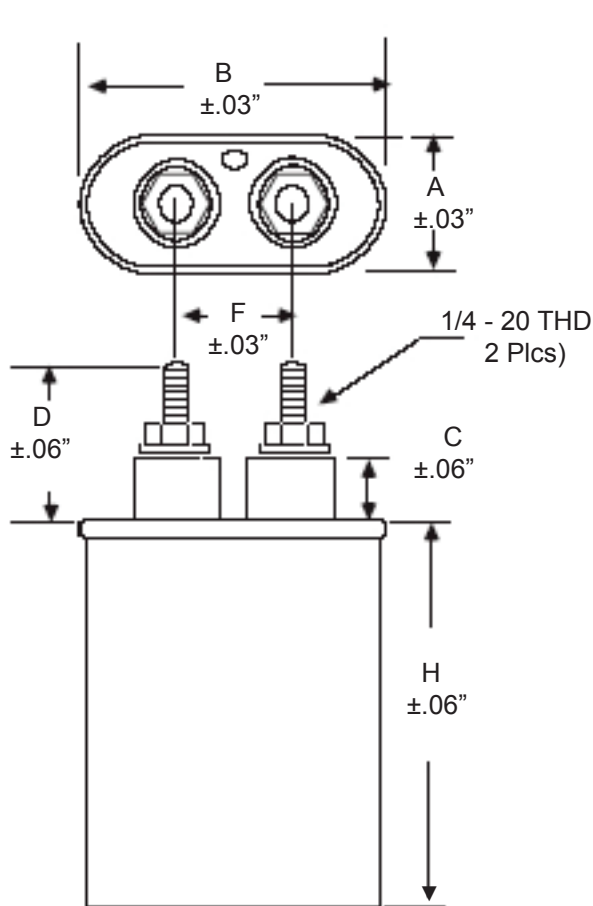


Figure 1

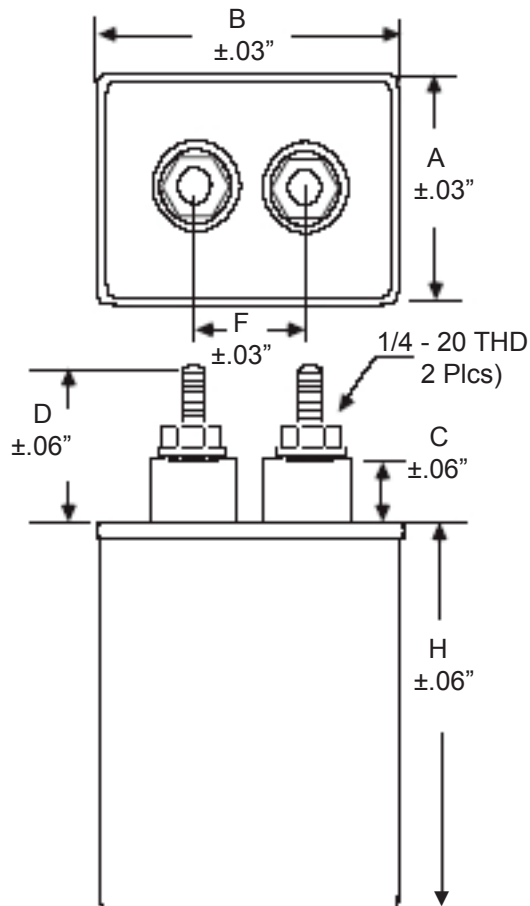


Figure 2

Case Code	Dimensions Inches						Figure
	A	B	C	D	F	H	
A	1.31	2.16	0.56	1.19	0.81	see table	Fig. 1
B	1.56	2.69	0.50	1.13	1.25	see table	Fig. 1
C	1.91	2.91	0.50	1.13	1.38	see table	Fig. 1
D	1.97	3.66	0.50	1.13	1.38	see table	Fig. 1
E	2.84	4.56	0.50	1.13	2.00	see table	Fig. 2
F	3.75	4.56	0.56	1.19	2.00	see table	Fig. 2

## Mounting Hardware

See catalog page 5.000 for hardware

# Type SCR Commutating Capacitors

## How to Choose a Commutating Capacitor

1. From circuit analysis or measurement, determine application values for these six parameters:

- Nominal capacitance in  $\mu\text{F}$
- Current pulse width in  $\mu\text{s}$
- Current pulse period in  $\mu\text{s}$
- Maximum peak voltage
- Continuous AC voltage in  $V_{\text{rms}}$
- Maximum volt-amps (VA)

2. Choose a capacitor from the ratings table of the desired nominal capacitance with a peak voltage rating no less than your maximum peak voltage.

3. Check that your application's rms current is no more than the capacitor's Max. Amps RMS. You can calculate

the current from your  $V_{\text{rms}}$  using the equations in the following section.

4. Check that your application's volt-amperes is not more than the capacitor's VA capability. The VA capability is the max VA rating times the Volt-Ampere multiplier from Figure 2 (Current Pulse Width) and that times the Volt-Ampere Multiplier from Figure 3 (Ambient Temperature). See the following section for more on using volt-ampere multipliers

If you need a greater VA capability, repeat these steps for a higher peak voltage capacitor or consider connecting units in parallel to divide the VA required. For up to peak voltage of 600 V, you may also consider polypropylene film dielectric units, Catalog Numbers SCRN262R through SCRN266R, with higher VA capability.

## Using Volt-Ampere Ratings

The capacitors maximum VA rating is the maximum product of the sine wave voltage and current that may be applied at 65 °C without overheating the capacitor and reducing its expected life. For other temperatures and pulsed current, use the multipliers of Figures 2 and 3 to derate the Max VA rating.

The Max Amps RMS rating is set by the capability of the capacitor terminals. Exceeding this limit can damage the terminals and cause capacitor failure.

Calculate the capacitor's actual VA load as the product of the rms voltage across the capacitor and the rms current through the capacitor. To calculate rms current for an applied sine wave or squarewave voltage, use these equations.

For a sinewave voltage the current is:

$$I_{\text{rms}} = 2\pi f C V_{\text{rms}} \times 10^{-6}$$

and for a squarewave the current is:

$$I_{\text{rms}} = C \Delta V / [0.64(t/T)^{0.5}] = I_{\text{peak}}(t/T)^{0.5}$$

where (f) is repetition frequency in Hz, C is nominal capacitance in  $\mu\text{F}$ ,  $\Delta V$  the peak-to-peak squarewave amplitude in volts, (t) is the pulse width in  $\mu\text{s}$  and T is the pulse period in  $\mu\text{s}$ .

The peak current for the square wave voltage is:

$$I_{\text{peak}} = C \Delta V / 0.64t$$

Pulse Wave Applications

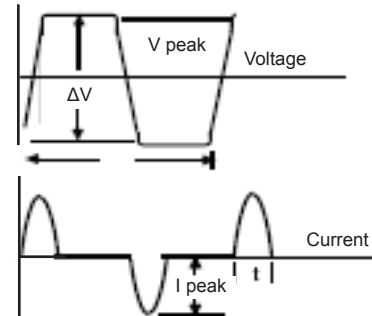


Figure 1




Figure 2

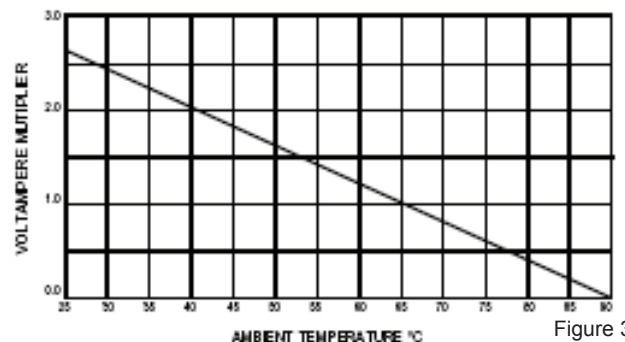


Figure 3



Компания «ЭлектроПласт» предлагает заключение долгосрочных отношений при поставках импортных электронных компонентов на взаимовыгодных условиях!

Наши преимущества:

- Оперативные поставки широкого спектра электронных компонентов отечественного и импортного производства напрямую от производителей и с крупнейших мировых складов;
- Поставка более 17-ти миллионов наименований электронных компонентов;
- Поставка сложных, дефицитных, либо снятых с производства позиций;
- Оперативные сроки поставки под заказ (от 5 рабочих дней);
- Экспресс доставка в любую точку России;
- Техническая поддержка проекта, помощь в подборе аналогов, поставка прототипов;
- Система менеджмента качества сертифицирована по Международному стандарту ISO 9001;
- Лицензия ФСБ на осуществление работ с использованием сведений, составляющих государственную тайну;
- Поставка специализированных компонентов (Xilinx, Altera, Analog Devices, Intersil, Interpoint, Microsemi, Aeroflex, Peregrine, Syfer, Eurofarad, Texas Instrument, Miteq, Cobham, E2V, MA-COM, Hittite, Mini-Circuits, General Dynamics и др.);

Помимо этого, одним из направлений компании «ЭлектроПласт» является направление «Источники питания». Мы предлагаем Вам помощь Конструкторского отдела:

- Подбор оптимального решения, техническое обоснование при выборе компонента;
- Подбор аналогов;
- Консультации по применению компонента;
- Поставка образцов и прототипов;
- Техническая поддержка проекта;
- Защита от снятия компонента с производства.



#### Как с нами связаться

**Телефон:** 8 (812) 309 58 32 (многоканальный)

**Факс:** 8 (812) 320-02-42

**Электронная почта:** [org@eplast1.ru](mailto:org@eplast1.ru)

**Адрес:** 198099, г. Санкт-Петербург, ул. Калинина, дом 2, корпус 4, литера А.