


110 Watts LPQ110 Series

Total Power: 80-110 Watts
Input Voltage: 85-264 VAC
 120-300 VDC
of Outputs: Quad



Special Features

- Universal input
- High efficiency
- Remote sense on main output
- Built-in EMI filter
- Low output ripple
- Adjustable 5 V output
- Overvoltage protection
- Overload protection
- Adjustable floating 4th output (On LPQ112 and LPQ113)
- Power fail
- Optional L bracket (-B suffix)
- Cover kit available LPX110-C

Environmental

Operating temperature: 0° to 50°C ambient
 derate each output at 2.5% per degree from 50°
 to 70°C

Electromagnetic susceptibility: Designed to
 meet IEC 801, -2, -3, -4, -5, -6, Level 3

Humidity: Operating: non-condensing
 5% to 95%

Vibration: Three orthogonal axes, sweep at
 1 oct/min, 5 min. dwell at four major resonances
 0.75 G peak 5 Hz to 500 Hz, operational

Storage temperature: -40° to 85°C

Temperature coefficient: ±.04% per °C

MTBF demonstrated: >550,000 hours at full load
 and 25°C ambient conditions

Electrical Specs

Input

Input range	85-264 VAC 120-300 VDC
Frequency	47-440 Hz
Inrush current	<18 A peak @ 115 VAC; <36 A peak @ 230 VAC, cold start @ 25°C
Input current	2.5 A max. (RMS) @ 115 VAC
Efficiency	70% typical at full load
EMI filter	FCC Class B conducted CISPR 22 Class B conducted EN55022 Class B conducted VDE 0878 PT3 Class B conducted
Safety ground leakage current	<0.5 mA @ 50/60 Hz, 264 VAC input

Output

Maximum power	80 W for convection; 110 W with 30 CFM forced air
Adjustment range	±5% min. on main; 5-25 V on 4th output on LPQ112 and LPQ113
Cross regulation	±2% on output 1; ±3% on outputs 2, 3 & 4
Hold-up time	20 ms @ 80 W load, 115 VAC nominal line
Overload protection	Short circuit protection on all outputs. Case overload protected @ 110-145% above peak rating
Overvoltage protection	5.7-6.7 VDC on main output. Latching type, recycle AC to reset.

Logic Control

Power Failure	TTL logic signal goes high 50-150 msec after 5 V output. It goes low at least 4 msec before loss of regulation.
Remote sense	Compensates for 0.5 V lead drop min. Will operate without remote sense connected. Reverse connection protected.

Electrical Specs

VDE	0805/EN60950 (IEC950)	11774-3336-1245 (LC #84997)
UL	UL1950	E132002
CSA	CSA 22.2-234 Level 3	LR53982C
NEMKO	EN 60950/EMKO-TUE (74-sec) 203	P94102464
BABT	EN60950/BS7002	PS/605823
CB	Certificate and report	1423, 1424, 1425
CE	Mark (LVD)	

AMERICAS

5810 Van Allen Way
Carlsbad, CA 92008
Telephone: 760-930-4600
Facsimile: 760-930-0698

EUROPE

Astec House, Waterfront Business Park
Merry Hill, Dudley
West Midlands, DY5 1LX, UK
Telephone: 44 (1384) 842-211
Facsimile: 44 (1384) 843-355

ASIA

Units 2111-2116, Level 21
Tower 1, Metroplaza
223, Hing Fong Road
Fwai Fong, New Territories
Hong Kong
Telephone: 852-2437-9662
Facsimile: 852-2402-4426



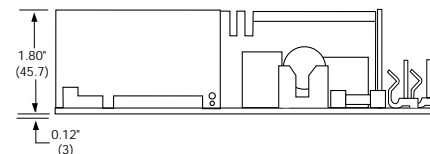
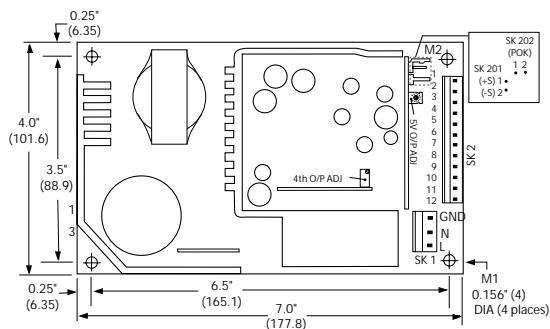
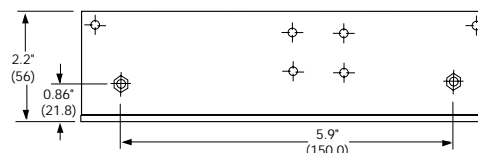
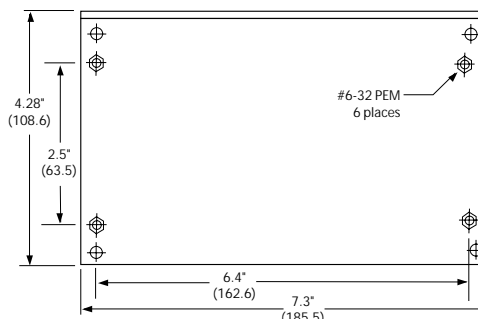
Ordering Information

Model Number	Output Voltage	Minimum Load	Maximum Load with Convection Cooling	Maximum Load with 30 CFM Forced Air	Peak Load1	Regulation2	Ripple P/P (PARD)3
LPQ112	5 V	2 A	9 A	11 A	15 A	±2%	50 mV
	12 V	0 A	4.5 A	5 A	9 A	±3%	120 mV
	-12 V	0 A	0.7 A	1.0 A	1.5 A	±5%	120 mV
	±5-25 V	0 A	2.5 A	3 A	3.5 A	±3%	240 mV, max.
LPQ113	5 V	2 A	9 A	11 A	15 A	±2%	50 mV
	15 V	0 A	4.5 A	5 A	9 A	±3%	150 mV
	-15 V	0 A	0.7 A	1.0 A	1.5 A	±5%	150 mV
	±5-25 V	0 A	2.5 A	3 A	3.5 A	±3%	240 mV, max.
LPQ114	5 V	2A	9 A	11 A	15 A	±2%	50 mV
	12 V	0 A	4.5 A	5 A	9 A	±3%	120 mV
	-12 V	0 A	0.7 A	1.0 A	1.5 A	±5%	120 mV
	24 V	0.5 A	3.5 A	4.5 A	5 A	+10 / -5%	240 mV

1. Peak current lasting <30 seconds with a maximum 10% duty cycle.
2. At 25°C including initial tolerance, line voltage, load currents and output voltages adjusted to factory settings.
3. Peak-to-peak with 20 MHz bandwidth and 10 µF in parallel with a 0.1 µF capacitor at rated line voltage and load ranges.
4. 4th O/P adjustable 5 to 25 V, factory set at 5 V.
5. Minimum loads are required.

Note: -B suffix added to model number indicates L bracket option.

-B Bracket



Pin Assignments

Connector	LPQ112	LPQ113	LPQ114
SK1-1	GND	GND	GND
SK1-3	Neutral	Neutral	Neutral
SK1-5	Line	Line	Line
SK2-1	+5 V	+5 V	+5 V
SK2-2	+5 V	+5 V	+5 V
SK2-3	+5 V	+5 V	+5 V
SK2-4	Common	Common	Common
SK2-5	Common	Common	Common
SK2-6	Common	Common	Common
SK2-7	Common	Common	Common
SK2-8	+12 V	+15 V	+12 V
SK2-9	+12 V	+15 V	+12 V
SK2-10	-12 V	-15 V	-12 V
SK2-11	+5-25 V	+5-25 V	+24 V
SK2-12	-5-25 V	-5-25 V	Common
SK201-1	+sense	+sense	+sense
SK201-2	-sense	-sense	-sense
SK202-1	POK	POK	POK
SK202-2	GND	GND	GND

Mating Connectors

AC Input: Molex 09-50-8051 (USA)

09-91-0500 (UK)

PINS: 08-58-0111

DC Outputs: Molex 09-50-8121 (USA)

09-91-1200 (UK)

PINS: 08-58-0111

Remote sense/Power fail:

Molex 22-01-1022 (USA)

22-01-1023 (UK)

PINS: 08-50-0114

Astec Connector Kit #70-841-008, includes all of the above.

Notes:

1. Specifications subject to change without notice.
2. All dimensions in inches (mm), tolerance is ± 0.02"
3. Specifications are for convection rating at factory settings unless otherwise stated.
4. Mounting holes M1 and M2 should be grounded for EMI purposes.
5. Mounting hole M1 is safety ground connection.
6. L bracket mounting (6-32) maximum insertion depth is .20" (5).
7. Warranty: 1 year
8. Weight: 1.25 lb./0.57 kg



Компания «ЭлектроПласт» предлагает заключение долгосрочных отношений при поставках импортных электронных компонентов на взаимовыгодных условиях!

Наши преимущества:

- Оперативные поставки широкого спектра электронных компонентов отечественного и импортного производства напрямую от производителей и с крупнейших мировых складов;
- Поставка более 17-ти миллионов наименований электронных компонентов;
- Поставка сложных, дефицитных, либо снятых с производства позиций;
- Оперативные сроки поставки под заказ (от 5 рабочих дней);
- Экспресс доставка в любую точку России;
- Техническая поддержка проекта, помощь в подборе аналогов, поставка прототипов;
- Система менеджмента качества сертифицирована по Международному стандарту ISO 9001;
- Лицензия ФСБ на осуществление работ с использованием сведений, составляющих государственную тайну;
- Поставка специализированных компонентов (Xilinx, Altera, Analog Devices, Intersil, Interpoint, Microsemi, Aeroflex, Peregrine, Syfer, Eurofarad, Texas Instrument, Miteq, Cobham, E2V, MA-COM, Hittite, Mini-Circuits, General Dynamics и др.);

Помимо этого, одним из направлений компании «ЭлектроПласт» является направление «Источники питания». Мы предлагаем Вам помощь Конструкторского отдела:

- Подбор оптимального решения, техническое обоснование при выборе компонента;
- Подбор аналогов;
- Консультации по применению компонента;
- Поставка образцов и прототипов;
- Техническая поддержка проекта;
- Защита от снятия компонента с производства.



Как с нами связаться

Телефон: 8 (812) 309 58 32 (многоканальный)

Факс: 8 (812) 320-02-42

Электронная почта: org@eplast1.ru

Адрес: 198099, г. Санкт-Петербург, ул. Калинина, дом 2, корпус 4, литера А.